



2019-20

ST. LOUIS BLUES

| MEDIA GUIDE





2019-20

ST. LOUIS BLUES

OCTOBER 2019

SUN	MON	TUE	WED	THU	FRI	SAT
		1	2 7:00 WSH	3	4	5 7:00 DAL
6	7 6:00 TOR	8	9	10 6:30 OTT	11	12 6:00 MTL
13	14 12:00 NYI	15	16	17 7:00 VAN	18	19 2:00 MTL
20	21 7:00 COL	22	23	24 7:00 LAK	25	26 6:00 BOS
27 4:00 DET	28	29	30 7:00 MIN	31		

NOVEMBER 2019

SUN	MON	TUE	WED	THU	FRI	SAT
					1 7:00 CBJ	2 7:00 MIN
3	4	5 9:00 VAN	6 7:30 EDM	7	8	9 9:00 CGY
10	11	12 7:00 ARI	13	14	15 6:00 CBJ	16 7:00 ANA
17	18	19 7:00 TBL	20	21 7:00 CGY	22	23 7:00 NSH
24	25 7:00 NSH	26	27 6:00 TBL	28	29 7:30 DAL	30 7:00 PIT

DECEMBER 2019

SUN	MON	TUE	WED	THU	FRI	SAT
1	2 7:30 CHI	3	4 7:00 PIT	5	6	7 6:00 TOR
8	9	10 6:30 BUF	11	12 7:00 VGK	13	14 7:00 CHI
15	16 7:00 COL	17	18 7:30 EDM	19	20	21 9:30 SJS
22	23 9:00 LAK	24	25	26	27 7:00 WPG	28
29 2:00 WPG	30	31 6:00 ARI				

JANUARY 2020

SUN	MON	TUE	WED	THU	FRI	SAT
		1		2 8:30 COL	3	4 3:00 VGK
5	6	7 7:00 SJS	8	9 7:00 BUF	10	11 7:00 NYR
12	13 7:00 ANA	14	15 7:00 PHI	16	17	18 2:00 COL
19	20	21	22	23	24	25
26	27 9:00 VAN	28 8:00 CGY	29	30	31 8:00 EDM	

FEBRUARY 2020

SUN	MON	TUE	WED	THU	FRI	SAT
						1 6:00 WPG
2	3	4 7:00 CAR	5	6 7:00 WPG	7	8 7:00 DAL
9	10	11 9:00 ANA	12	13 9:00 VGK	14	15 2:00 NSH
16 5:00 NSH	17	18 7:00 NJD	19	20 7:00 ARI	21 7:30 DAL	22
23 6:30 MIN	24	25 7:00 CHI	26	27 7:00 NYI	28	29 7:00 DAL

MARCH 2020

SUN	MON	TUE	WED	THU	FRI	SAT
1	2	3 6:00 NYR	4	5	6 6:00 NJD	7
8 6:30 CHI	9	10 7:00 FLA	11	12	13 7:00 SJS	14
15 2:00 OTT	16	17 6:00 PHI	18	19 6:00 CAR	20	21 6:00 FLA
22	23	24 6:00 WSH	25	26	27 7:00 LAK	28
29 6:00 MIN	30	31 7:00 DET				

APRIL 2020

SUN	MON	TUE	WED	THU	FRI	SAT
		1	2 7:00 BOS	3	4 2:00 COL	

WATCH ON



FOX Sports Midwest viewers can stream games on FOX Sports GO mobile app.

All starting times Central. Times and TV coverage subject to change, visit stlouisblues.com/schedule for up-to-date schedule.

Purchase tickets at stlouisblues.com/tickets

HOME AWAY



For more info go to stlouisblues.com/allstar

@NHL

Discounts at every turn.



Blues fans could
save hundreds
on auto insurance.*

- Multi-Vehicle discount
- Longevity discount
- Auto + Home discount
- Original Owner discount
- Membership discount
- And more



Call 800.592.0460 Click AAA.com
Visit your local AAA branch

*Discounts are conditional, vary by policy, and may be mutually exclusive and apply to select coverages.

Separate purchase of AAA membership is generally required to obtain AAA insurance. AAA insurance is a collection of AAA branded products, services and programs available to qualified AAA members. AAA personal lines insurance is provided by Automobile Club Inter-Insurance Exchange or Auto Club Family Insurance Company. Life insurance is underwritten and annuities provided by AAA Life Insurance Company, Livonia, MI. Copyright © 2019 Automobile Club of Missouri. All Rights Reserved. All marks are the property of their respective owners.



TABLE OF CONTENTS

FRONT OFFICE

St. Louis Blues / Enterprise Center Staff Directory.....	6-8
Blues Ownership Group.....	9
Thomas H. Stillman.....	10
Doug Armstrong.....	11
Chris Zimmerman.....	12
Dave Taylor.....	13
Bill Armstrong.....	14
Al MacInnis.....	15
Kevin McDonald, Rob Dimaio.....	16
Tim Taylor.....	17
Craig Berube.....	19
Steve Ott, Marc Savard.....	20
Mike Van Ryn, David Alexander.....	21
Sean Ferrell, Eric Renaghan.....	22
Hockey Operations.....	24-26
Executives.....	27-28
Staff Directory.....	29-35
Blues Ambassadors.....	36-37
Blues Broadcasters.....	39-43

THE PLAYERS

Player Biographies.....	45-94
Minor/Pro Players.....	95-104
In The System Players.....	105-109
2019 Draft.....	110-111
St. Louis Blues 2019 Training Camp.....	112-113
San Antonio Rampage Directory.....	114
San Antonio Rampage Coaches.....	115-116
San Antonio Rampage Schedule.....	117
Tulsa Oilers Directory.....	118
Tulsa Oilers Coaches.....	119
Tulsa Oilers Schedule.....	120

2018-19 RECAP

NHL Final Standings.....	121
League Leaders.....	122-123
Blues Final Scoring.....	124
Blues Home/Road Scoring.....	125
Team Game-by-Game Results.....	126-127
Blues Results vs. NHL.....	128
Season Highs and Lows.....	129

BLUES VS. NHL

Blues vs. Each NHL Team.....	131-160
------------------------------	---------

ALL-TIME TEAM & INDIVIDUAL RECORDS & STATS

All-Time Results & Scoring By Season.....	162-212
All-Time Year-by-Year Records.....	213
All-Time Home and Road Records.....	214
All-Time Overtime Records vs. NHL by Season.....	215
All-Time Regular Season Overtime Wins.....	216
All-Time Shootout Records.....	217
All-Time Individual Shootout Stats.....	218
All-Time Shootout Results.....	219-220
All-Time Special Teams.....	221
All-Time Regular Season Hat-Tricks.....	222-223

All-Time Regular Season Penalty Shots.....	224-225
All-Time Regular Season Shutouts.....	226-229
All-Time Shutouts vs. NHL.....	229
All-Time Blues Roster.....	230-238
All-Time Blues Goaltending Roster.....	239
All-Time Offensive Leaders by Season.....	240-242
All-Time Offensive Leaders.....	243-244
All-Time Goaltending Leaders by Category.....	245
All-Time Team Records.....	246-247
All-Time Individual Records.....	248-249

BLUES HISTORY

All-Time Blues Owners.....	250
All-Time Blues Presidents.....	250
All-Time Blues General Managers.....	250
All-Time Blues Coaches.....	250
All-Time Blues Captains.....	250
All-Time Coaching Register.....	251
Results of Coaches First Games.....	252
Blues All-Time Home and Road Openers.....	252
Blues All-Time Coaching Records.....	252
All-Time Blues Honors and Awards.....	253
Retired Numbers.....	254
All-Time All-Star Statistics.....	255
All-Time Blues In the All-Star Games.....	255
All-Time Attendance Records.....	256
Largest and Smallest Crowds.....	256
All-Time Draft Selections.....	257-258
All-Time Numerical Roster.....	259-261
All-Time Transactions.....	263-279
First Time in Blues History.....	280
Last Time in Blues History.....	281
Blues Logo and History.....	282
Pricing Map.....	283
Enterprise Center.....	284
Stifel Theatre.....	285

PLAYOFF HISTORY

All-Time Playoff Series Results.....	287
All-Time Playoff Game-by-Game Results.....	288-292
All-Time Team Playoff Records.....	293-296
All-Time Individual Playoff Records.....	296-297
All-Time Playoff Penalty Shots.....	298
All-Time Playoff Hat-Tricks.....	298
All-Time Playoff Roster.....	299-305
All-Time Playoff Goaltending Roster.....	306
All-Time Playoff Offensive Leaders.....	307
All-Time Playoff Goaltending Leaders.....	308
All-Time Playoff Overtime vs. NHL.....	308
All-Time Playoff Overtime Games.....	309-310

NHL INFORMATION

NHL Directory.....	311-312
NHL Officials.....	313-314
How to Figure.....	315-316
Medical Glossary.....	317-321
Media Information.....	322-323

Executive Editor:	Brett Barczewski
Executive Editor:	Dan O'Neill
Statistical Consultant:	Elias Sports Bureau

Printed By:	RBO Print Logistix
Design/Layout:	Dan O'Neill
Photography:	Scott Rovak Getty Images



ST. LOUIS BLUES

Executive

Chairman & Governor	Tom Stillman
President of Hockey Operations and GM / Alternate Governor	Doug Armstrong
President and CEO of Business Operations / Alternate Governor	Chris Zimmerman
Executive VP, Chief Revenue Officer	Steve Chapman
Executive VP, Chief Financial & Administrative Officer	Phil Siddle
Executive Vice President	Bruce Affleck
Vice President, Media & Brand Communications	Mike Caruso
Vice President, Strategy & Business Intelligence	Keira Emerson
Vice President, Digital Media & Emerging Technology	Matt Gardner
Vice President, Community Development & Event Management	Randy Girsch
Vice President, Broadcast & Content Development	Chris Kerber
Vice President, Finance & Controller	Stephen Kruse
Vice President, Corporate Partnerships	Bryan Lucas
VP & GM, Enterprise Center & Stifel Theatre	Todd Mitchell
Vice President, Human Resources	Jamie Sackman
Vice President, Corporate Partnerships	Eric Stisser
Vice President, Ticketing, Premium & Suite Sales	Nick Wierciak
Vice President, Blue Note Productions & Video Content	Trevor Nickerson
Executive Assistant to President of Hockey Operations / GM	Donna Lembke
Executive Assistant to the Chairman & President of Business Operations	Lisa Cwiklowski

Hockey Operations

Vice President, Hockey Operations	Dave Taylor
Assistant General Manager / Director of Amateur Scouting	Bill Armstrong
Senior Advisor to the General Manager	Al MacInnis
Senior Advisor of Amateur Scouting	Larry Pleau
Senior Consultant to Hockey Operations	Larry Robinson
General Manager, San Antonio Rampage	Kevin McDonald
Director of Player Personnel	Rob DiMaio
Head Coach	Craig Berube
Assistant Coach	Mike Van Ryn
Assistant Coach	Steve Ott
Assistant Coach	Marc Savard
Goaltending Coach	David Alexander
Assistant Coach - Video	Sean Ferrell
Director of Player Development	Tim Taylor
Development Coach	Glen Wesley
Development Coach	Andrew Hopf
Goalie Development Coach	Dave Rogalski
Skating Coach	John Stanbrook
Director of Hockey Administration	Ryan Miller
Senior Director of Team Services	Rich Jankowski
Head of European Scouting	Jan Vopat
Director of Player Recruitment	Keith Tkachuk
Hockey Video Coordinator	Ben Dalpe
Hockey Data Analyst	Michael Perelman
Pro Scout	Dave Farrish
Pro Scout	Timo Blomqvist
Part-Time Pro Scout	Wayne Munday
Amateur Scout	Tony Feltrin
Amateur Scout	Dan Ginnell
Amateur Scout	J Niemiec
Amateur Scout	Luke Opilka
Amateur Scout	Michel Picard

Amateur Scout	Stefan Elvenes
Amateur Scout	Garrett Peters
Part-Time Amateur Scout	Ian MacLellan
Part-Time Amateur Scout	Jeff McKercher
Part-Time Amateur Scout	Blair Nicholson
Part-Time Amateur Scout	Eero Somervuori
Part-Time Amateur Scout	Alexey Starovoytov

Trainers / Equipment

Head Athletic Trainer	Ray Barile
Assistant Athletic Trainer	Dustin Flynn
Strength and Conditioning Coach	Eric Renaghan
Head Equipment Manager	Joel Farnsworth
Assistant Equipment Manager	Rich Matthews
Equipment Assistant	Andrew Dvorak
Massage Therapist	Steve Squier

Medical

Orthopedic Surgeon	Dr. Matt Matava
Orthopedic Surgeon	Dr. Matt Smith
Orthopedic Surgeon	Dr. Rick Wright
Internist	Dr. William Birenbaum
Neurosurgeon	Dr. Ralph Dacey
General Surgery	Dr. Michael Brunt
Plastic Surgery	Dr. Tom Francel
Dentist	Dr. Ron Sherstoff
Ophthalmologist	Dr. Gill Grand
Optometrist	Dr. David Seibel
Oral Surgeon	Dr. Ken Kram
Chiropractor	Dr. Michael Murphy

Blues Ambassadors

Blues Ambassador	Brett Hull
Blues Ambassador	Bob Player

Broadcasting

Television Play-by-Play	John Kelly
Television Color Analyst	Darren Pang
Television Color Analyst	Bernie Federko
FOX Sports Midwest Host and Reporter	Jim Hayes
FOX Sports Midwest Host and Reporter	Scott Warmann
FOX Sports Midwest Reporter and Anchor	Erica Weston
FOX Sports Midwest Reporter	Andy Strickland
Radio Color Analyst	Joey Vitale

Marketing & Media Relations

Senior Director, Advertising & Event Marketing	Megan Little
Senior Director, Branding & Creative	Brenda Wilbur
Director, Media Content	Dan O'Neill
Manager, Marketing & Communications	Lindy Noel
Brand Manager / Senior Designer	Amber Davis
Digital Media / Graphic Designer	Maggie Michael
Coordinator, Media Content	Brett Barczewski

Digital Media & Technology

Senior Director, Event Presentation	Chris Frome
Director, Digital Content	Chris Pinkert
Manager, IT	Larry Womack
Specialist, IT	Corey Price
Manager, Email and Digital Marketing	Marlena Renner
Coordinator, Digital Design	Kevin Pohle
Coordinator, Digital Media	John Guminski

STAFF DIRECTORY

Digital Media & Technology

Coordinator, Social Media	Elise Butler
Coordinator, Audio & Video	Logan Putnam

Blue Note Productions

Director, Entertainment	Jason Pippi
Director, Video Production	Eric Siders
Senior Motion Graphics Designer	Lucas Richter
Jr. Motion Graphics Designer	Ryan Gause
Senior Video Editor	David Foley
Video / Digital Content Producer	Austin Ratanasithee
Video / Digital Content Producer	Ashali Vise

Corporate Partnerships

Senior Director, Corporate Partnerships	Matt Poling
Director, Corporate Partnerships	Jackie Roach
Director, Corporate Partnership Activation	Amy Johnson
Manager, Corporate Partnership	
Activation / Broadcast Coordinator	Doug Couch
Manager, Corporate Partnership Activation	Amy Quinonez
Manager, Corporate Partnership Activation	David Frazier
Marketing / Partnership Assistant	Donna Ferguson
Business & Community Development	Kelly Chase

Community Development

Director, Community Development & Blue for Kids	Hannah Arnold
Manager, Fan Development	Brandon Knox
Manager, Community Development & Blues for Kids	Abbie Lucasey
Manager, Mascot	Alex Jones
Coordinator, Youth Hockey	Jessica Knox
Assistant, Blues Game-Used Equipment & Auctions	Nick Gay

Alumni Relations

Manager, Alumni Relations	Beth Ricciardi
---------------------------------	----------------

Event Operations

Public Address Announcer	Tom Calhoun
Organist	Jeremy Boyer
Music Coordinator	Carl Middleman
In-Game Host	James Bertels
In-Game Host	Carlie Lawrence

Ticket Sales and Service

Senior Director, Group & Promotional Sales	Jennifer Nevins
Director, Group Sales	Kari Takmajian
Senior Director, Ticketing, Premium & Suite Service	Melissa Gale
Manager, Client Retention	Corinne Dunn
Manager, Premium Hospitality	Meg O'Neill
Senior Premium Sales Executive	John Alvarado
Senior Premium Sales Executive	Dan Collins
Senior Manager, Ticket Sales	Kyle Waymon
Premium Sales Executive	Michelle Burton
Premium Sales Executive	Joe Green
Premium Sales Executive	Dan LaLonde
Group Sales Executive	Michael Spangler
Client Retention Executive	Phil Abernathy
Client Retention Executive	Michael Hanlon
Client Retention Executive	Mimi Hemenway
Client Retention Executive	Adam Ure
Client Retention Executive	Connor Zielonko
Account Executive	Ryan Bucciarelli

Account Executive	Connor Cooper
Account Executive	Jacob Haskins
Account Executive	Martin Ramirez
Account Executive	Jessica Smugala
Account Executive	Keisha White
Manager, Inside Sales	Brendan Spina
Inside Sales Representative	Molly Crimmins
Inside Sales Representative	Logan Wendel
Inside Sales Representative	Seth McGrath
Coordinator, Ticket Sales	Peter Keleher
Coordinator, Premium Sales & Service	Olivia Klockenkemper

Business Intelligence

Sr. Manager, CRM & Database Strategy	Mary Lynn Berilla
Manager, CRM & Analytics	Michael Peterson
Coordinator, Business Intelligence	Dylan Slaughter

Ticket Operations

Senior Director, Ticket Operations	Greg Rapini
Manager, Ticket Operations	Corey Crook
Manager, Ticket Operations	Elizabeth Dean
Manager, Ticket Operations	Loren Goudreau
Manager, Ticket Operations	Justin Malmberg
Ticket Sales Host	Juanita Hall
Ticket Sales Host	Jeff Jovanovic
Ticket Sales	Brittany Bommarito
Ticket Sales	Donna Hahn
Ticket Sales	Todd Morris
Ticket Sales	Debbie Nyberg
Ticket Sales	Peggie O'Connor

Finance

Senior Accountant	Craig Bryant
Senior Accountant	Brent Lester
Senior Accountant	Mindy Wallace
Manager, Accounting	Kelly Garey
Coordinator, Accounts Payable	Karley Willmann

Enterprise Center

Senior Director, Entertainment & Booking	Darren Hall
Manager, Contract & Event Booking	Cheri Kraenzle
Lead Receptionist	Ernestine Robinson

Stifel Theatre

Asst. GM & Dir. of Event Services EC	Adrian Silverstein
Director, Marketing	Liz Hill
Director, Finance	Jessie York
Director, Event Sales	Amber Marshall
Manager, Ticket Operations	Stephanie Cordia
Manager, Front of House	Eric Corman
Manager, Events	Stephanie Sadler
Manager, Theatre Operations	Quintin Reed
Account Sales Executive & Special Events	Jen Lohrman



Guest Services

Director, Guest Service & Public Safety	Dave Gilbert
Manager, Public Safety	Dennis Leach
Senior Manager, Guest Services & Event Operations	Lauren Carro
Manager, Guest Services	
Hospitality & Premium Services	Jonathan Moss
Manager, Guest Services Staff Operations	Katelyn Carena
Lead Building Security Officer	Brian Rush
Building Security Officer	Dave Arledge
Building Security Officer	Frank Brown
Building Security Officer	Robert Daugherty
Building Security Officer	Gene Hunziker
Building Security Officer, Stifel Theatre	George Taylor

Human Resources

Human Resources Generalist	Tiffany Stern
Manager, Payroll	Shantel Campbell
Manager, Payroll	Crystal Strasburg
Administrator, Human Resources	Alyssa Johnson

Building Operations

Senior Director, Building Operations & Public Safety	Doug Waugh
Manager, Event Operations	Kyle Worman
Manager, Event Services	Kevin Bauer
Chief / Lead Electrician	Erik Floyd
Electrician	Bryant Allen
Electrician	Tim Barts
Electrician	Shawn Clark
Electrician	Michael Zangori II
Electrician	Jeff Heuermann
Electrician, Stifel Theatre	Curtis Wilburn
Maintenance Foreman	Scott Schram
Maintenance	David Grimes
Maintenance	David Lewis
Maintenance	James Schmuke
Maintenance	Nehemiah Smith
Maintenance	Gilbert Spinks
Maintenance	David Staloch
Maintenance, Stifel Theatre	Eric Chadbourne
Maintenance, Stifel Theatre	Steve Needy
Dock Master	Dave Allen

Rank + Rally (Retail)

General Manager, Retail	Michael Rodriguez
Senior Retail Manager	Amy Dungan
Director, Retail	Kaitlyn Foley
Manager, Retail	Courtney Chapman
Manager, Purchasing	Devon Vialton
Executive Assistant	Terri Schiller

Levy Restaurants

Vice President, Hospitality & Strategy	Bruce Kraus
Assistant Director, Operations	Jerry Hiller
Director, Human Resources	Shana Frierson
Executive Sous Chef	Daniel Driol
Executive Sous Chef	Mike Ryan
Executive Sous Chef	Clark Heilmann
Sous Chef	Slava Bordak
Sous Chef	Joanna Raglin
General Manager, Suites	Chris McCullough
Senior Premium Manager	Michael Vaccaro
General Manager, Premium	Sarah Marsden

Director, Premium Services	Katie Kozarits
Manager, Concessions	Terrell Evans
Manager, Concessions	John Sellman
General Manager, Purchasing	Aaron Rheinecker
Director, Purchasing	Jonathan Arnold
Assistant Director, Operations - Stifel Theatre	Brian Hornbeck
Manager, Premium	Leah Kreuger
Manager, Catering Sales	Jessica Harvey
Controller	Laura Crews

OWNERSHIP

The Blues ownership group, led by Tom Stillman, is made up of St. Louis business and civic leaders:

Thomas H. Stillman	Chairman & CEO, Summit Distributing
Jerald L. Kent	Chairman & CEO, Cequel III & Tierpoint
Donn S. Lux	Chairman & CEO, Luxco
James A. Cooper	Managing Partner, Thompson Street Capital Partners
Jo Ann Taylor Kindle	President, Enterprise Holdings Foundation
W. Stephen Maritz	Chairman & CEO, Maritz Inc.
Edward M. Potter	Private investor
Mr. & Mrs. Andrew C. Taylor	Mr. Taylor is Chairman & CEO of Enterprise Holdings, Inc.
David L. Steward	Chairman, World Wide Technology, Inc.
James P. Kavanaugh	CEO, World Wide Technology, Inc.
John C. Danforth	Partner, Dowd Bennett LLP Former U.S. Senator Former U.S. Ambassador to the United Nations
Christopher B. Danforth	Owner & CMO, Kennelwood Pet Resorts
James L. Johnson III	Partner, Johnson Bender Asset Management
Scott B. McCuaig	Former President, Stifel Nicolaus & Co.
John S. Ross, Jr.	President, Summit Development Group
Thomas F. Schlafly	Partner, Thompson Coburn Founder, The Saint Louis Brewery



Thomas H. Stillman

Chairman and Governor, St. Louis Blues

Tom Stillman, a lifelong hockey fan, has been Chairman and Governor of the St. Louis Blues since May 2012. In 2018-19, Stillman and his all-local ownership group brought St. Louis its first-ever Stanley Cup Championship, after the team defeated the Boston Bruins in seven games in the 2019 Stanley Cup Final.

Stillman is also Chairman and CEO of Summit Distributing, a St. Louis-based beer distributor. He entered the beer business in 1994 with the acquisition of a local wholesaler.

Stillman is a former lawyer. From 1988 to 1993, he was with the U.S. Department of Commerce, in Washington, D.C., where he was Chief Counsel for Export Administration, responsible for legal aspects of national security-based controls on sensitive exports.

From 1978 to 1988, he was with the New York law firm Dewey,

Ballantine, Bushby, Palmer & Wood, working from the firm's New York and Washington offices.

Stillman was born and raised in Minneapolis, Minnesota, and graduated from the University of Minnesota Law School in 1978. He attended Middlebury College in Middlebury, Vermont, where he played hockey and soccer before graduating in 1974.

Stillman serves on the boards of Blues for Kids; Commerce Bank, St. Louis Region; the St. Louis Sports Commission; Logos School; and the Nature Conservancy in Missouri.

Tom and his wife, the former Mary T. Danforth, live in St. Louis and have three children: John, Isabelle, and Anna.



Doug Armstrong

President of Hockey Operations and
General Manager / Alternate Governor

Doug Armstrong was named the Blues' President of Hockey Operations and General Manager/Alternate Governor on Sept. 3, 2013 after serving three seasons as the executive vice president of hockey operations and two seasons as the vice president of player personnel. In 2018-19, Armstrong, the 11th general manager in Blues history, led the Blues to the team's first-ever Stanley Cup Championship. Before prevailing over the Boston Bruins in seven games in the 2019 Stanley Cup Final, Armstrong steered the Blues to rise from last place in the NHL standings on Jan. 3 to a fifth-place finish in the Western Conference. The Blues became just the seventh team since 1967-68 to earn a playoff berth after ranking last overall at any point after New Years Day.

In addition to capturing the 2019 Stanley Cup, under Armstrong the Blues have posted four of the top five regular seasons in franchise history, captured two Central Division titles, and qualified for the postseason in seven of the last eight seasons. In 2011-12, he led the club to its first Central Division title since 2000 and became the first manager in Blues history to earn the NHL's General Manager of the Year award. Armstrong has orchestrated the acquisitions of key players such as 2019 Conn Smythe and Selke Trophy winner Ryan O'Reilly and Brayden Schenn. In addition, he has extended the contracts of core players, including Jordan Binnington, Vladimir Tarasenko, Jaden Schwartz, Alex Pietrangolo, Colton Parayko, and Alexander Steen. He has also overseen the drafts of Vince Dunn, Joel Edmundson, Jordan Kyrou and Robert Thomas.

Prior to joining the Blues, Armstrong spent 17 years with the Dallas Stars organization and his final six seasons as the club's general manager. Under his watch, Dallas won two Pacific Division Championships (2002-03, 2005-06) and qualified for the playoffs four times. Armstrong started with the Stars when the club moved to Dallas in 1993 and helped lead the franchise to two Presidents' Trophies, two Western Conference titles and the 1999 Stanley Cup Championship.

On the international level, Armstrong has served Team Canada in multiple capacities at multiple tournaments. Most recently, he earned a gold medal as general manager at the 2017 World Cup of Hockey and a gold medal as a senior advisor at the 2016 IIHF World Championship. Armstrong also captured gold at both the 2010 and 2014 Winter Olympics as the associate director of player personnel. In addition, he served as the club's general manager at the 2009 IIHF World Championship (silver medal), assistant general manager at the 2002 and 2008 IIHF World Championships (silver in 2008) as well as a special advisor to Steve Yzerman at the 2007 IIHF World Championship (gold medal). In 2007, Armstrong and Yzerman led Canada to a 9-0 tournament record, the country's first unblemished mark since the 1937 World Championships.

Armstrong and Yzerman are currently the only two General Managers in the NHL that are members of the "Triple Gold Club," having been on the management staff for a Stanley Cup, Olympic Gold Medal and World Championship Gold Medal-winning team.

A native of Sarnia, Ontario, Armstrong is the son of NHL Hall of Fame linesman Neil Armstrong who was inducted into the Hall of Fame in 1991. Armstrong and his wife Kelly, son Blake, and daughter Kayla, live in Creve Coeur, Missouri.



Chris Zimmerman

President and CEO of Business Operations / Alternate Governor

Chris Zimmerman was named President and CEO of Business Operations for the Blues on June 16, 2014. He oversees all aspects of the Blues' business operations, as well as the Enterprise Center and the Blues' role and interest in Stifel Theatre.

In 2018-19, Zimmerman directed the Blues' front office during the organization's first-ever Stanley Cup Championship season. The season was the franchise's most successful financial season in team history, drawing record engagement from partners, sponsors and fans.

Overall, Zimmerman has led a resurgence of the franchise's business operations by cultivating new business opportunities and increasing sales across all organizational platforms. He has been successful in bringing primetime sporting events to St. Louis, including 2017, when the Blues hosted the Chicago Blackhawks in the NHL's marquee regular season event – the Bridgestone NHL Winter Classic – at Busch Stadium. He continued to build on those efforts in the summer of 2017, facilitating legislation that has aided in the ongoing multi-million dollar renovation of Enterprise Center. The upgrades to the building have returned it to prominence and allowed St. Louis to remain competitive in hosting major national sporting events, concerts, and more. Most recently, the NHL announced that St. Louis will host the 2020 Honda NHL All-Star Game.

Zimmerman has also dedicated his efforts to expanding the Blues and hockey's footprint throughout the St. Louis community, the state of Missouri and the Midwest as a whole. He helped architect the Blues' Hockey STL 2020, an initiative which aims to increase the growth of hockey by 70% in the St. Louis region by 2020. The campaign is focused on introducing the game of hockey to over 25,000 kids per year, lowering cost barriers and communicating the awards of playing the game. Hockey STL 2020 also supports new rink development, and this past September, the Blues, in partnership with the city of Maryland Heights and the St. Louis Legacy Ice Foundation, opened the doors to the Centene Community Ice Center. The regional, multi-sheet, hockey facility, located in Maryland Heights, will be the only one of its kind within a 500-mile radius of St. Louis and will host hockey at every level from learn-to-play to the NHL.

In conjunction with his efforts to continue to expand the organization's presence in the community and grow the game of hockey through the region, Zimmerman serves on the Board of Directors of the St. Louis Sports Commission, Blues for Kids, Downtown St. Louis, and the Legacy Ice Foundation.

Zimmerman came to the Blues with more than 30 years of experience in sports, marketing, and business management. Prior to joining the club, he spent four years as the President of Easton Sports, while also serving on the Los Angeles Kings' Business Advisory Group. From 2006 to 2009, he was President, CEO, and Alternate Governor of the Vancouver Canucks. He was also chosen to be a member of the NHL's Business Advisory Council. Prior to joining the Canucks, Zimmerman was with Nike for 11 years, where he served in several capacities, including North America Advertising Director, General Manager of Nike Golf, and President and CEO of Nike Bauer Hockey.

Zimmerman played hockey at the University of Vermont, and he served as an assistant hockey coach at Babson College while working toward his MBA there. Zimmerman, along with his wife Emily and daughter Katie, relocated to St. Louis when he joined the Blues. His son Ted currently working for the NFL's Seattle Seahawks.



Dave Taylor

Vice President of Hockey Operations

Dave Taylor was named the Blues' Vice President of Hockey Operations on June 26, 2012 after serving as the club's Director of Player Personnel for two seasons. In 2018-19, Taylor helped guide the Blues to the 2019 Stanley Cup Championship.

Taylor came from the Dallas Stars, where he served three seasons as their Director of Player Personnel. He went to Dallas in 2007 after spending 30 years with the Los Angeles Kings organization as a player and member of the front office.

Taylor served as Director of Amateur Development for the Kings in 2006-07 after completing nine seasons (1997-2006) as the club's General Manager, during which he compiled a record of 290-261-105. In his final year as General Manager in 2005-06, the Kings equaled a franchise record in home wins (26). His teams earned 90-plus points for three-straight seasons for the first time

in franchise history from 1999-2002. Average attendance improved from 12,297 to 17,821 during his tenure and he was named the Hockey News Executive of the Year in 2001. Under Taylor's leadership, the Kings succeeded at the draft table selecting Anze Kopitar, Olli Jokinen, Alexander Frolov, Michael Cammalleri, Dustin Brown, Jonathan Quick, and Lubomir Visnovsky.

On the ice, Taylor was a member of the renowned "Triple Crown Line" with Marcel Dionne and Charlie Simmer. The Kings' all-time games played leader appeared in 1,111 contests, tallying 431 goals and 638 assists for 1,069 points.

A five-time NHL All-Star, he also served as the Kings' captain for four seasons from 1985-89, and after posting career-highs in goals (47) and points (112) during the 1980-81 season, he earned a spot on the NHL All-Star Second Team. On Feb. 5, 1991, Taylor became the first former NCAA player in NHL history to record 1,000 career points. On April 3, 1995, Taylor's No. 18 jersey was retired by Los Angeles.

Taylor also represented Canada in three World Championships as a player including 1983 in Germany, 1985 in Prague, and 1986 in Moscow. He helped Canada earn bronze medals in 1983 and 1986 while leading them to silver as team captain in 1985.

Taylor graduated from Clarkson College in 1977 and during his senior year, he led the NCAA with a record 108 points (41g, 67a) in 34 games. In the same season, Taylor was named a First Team All-America selection and the ECAC Player of the Year. He remains the all-time leading scorer at Clarkson University with 251 points (98g, 153a) in 116 games.

Dave and his wife Beth reside near Los Angeles with their two daughters, Jamie and Katie.



Bill Armstrong

Assistant General Manager / Director
of Amateur Scouting

Bill Armstrong joined the Blues in July of 2004 as an amateur scout and in Aug. of 2010, he was named the club's Director of Amateur Scouting. On Aug. 28, 2018, he was elevated to the assistant general manager position while maintaining his duties as director of amateur scouting. In addition to aiding the general manager in hockey operations decisions, Armstrong oversees the Blues' participation in the NHL Draft. In seven years since taking over as director, Armstrong has orchestrated the selections of impactful young talent such as Jake Allen, Joel Edmundson, Robby Fabbri, Colton Parayko and Robert Thomas, all of whom played roles in the Blues capturing the 2019 Stanley Cup Championship.

Prior to joining the Blues, Armstrong spent six seasons as a coach in the American Hockey League (AHL) and East Coast Hockey League (ECHL). He began as an assistant coach with the AHL's Providence Bruins in 1998, helping lead the Bruins to the 1999 Calder Cup Championship. Armstrong was named the head coach of Providence prior to the start of the 2000-01 season, a position he held for two seasons (2000-02). In his first season (2000-01), he led the Bruins to the best start in team history (16-4-1-2) and was named head coach of the Planet USA All-Star Team. Following his stint in Providence, Armstrong spent two seasons (2002-04) as the head coach of the Trenton Titans of the ECHL.

A native of Richmond Hill, Ontario, Armstrong played four seasons in the Ontario Hockey League (OHL) and captured the Memorial Cup with the Oshawa Generals in 1990. Drafted in the third round by Philadelphia in 1990, Armstrong played nine seasons in the AHL and the International Hockey League (IHL), appearing in 543 games, recording 74 points (10 goals, 64 assists) and 1,443 penalty minutes.

Bill and his wife Kristin have two children, Madison and Jamie, and reside in Rhode Island.



Al MacInnis

Senior Advisor to the General Manager

Al MacInnis was named Senior Advisor to the General Manager on July 26, 2012 after serving as the Blues' Vice President of Hockey Operations since November, 2006. In 2018-19, MacInnis played a key role in helping guide the Blues to the 2019 Stanley Cup Championship.

He crafted a remarkable 23-year career in the NHL between the Blues and the Calgary Flames that has rightfully earned him a spot among the greatest defensemen in the history of the game. On June 28, 2007, MacInnis was selected to the Hockey Hall of Fame and was officially inducted on November 12, 2007.

A native of Port Hood, Nova Scotia, he spent 10 seasons donning The Blue Note, amassing 452 points (127 goals, 325 assists) in 613 games played. He ranks fourth on the Blues' all-time assists list, eighth on the points list, ranks 12th on the games-played list and third on the shots-on-goal list (2,266). St. Louis made the playoffs each season he played with the team, reaching the Western Conference Finals in 2000-01. He also led the Blues to their first ever Presidents' Trophy in 1999-2000. MacInnis' #2 sweater was retired by the Blues on April 9, 2006.

MacInnis won the 1999 James Norris Memorial Trophy as the NHL's best defenseman and the 1989 Conn Smythe Trophy while leading the Calgary Flames to the Stanley Cup Championship. A two-time Olympian for Team Canada, he captured the gold medal at the 2002 Olympic Winter Games in Salt Lake City. MacInnis was a 13-time NHL All-Star, and was named to the NHL First All-Star Team four times. He was also a seven-time winner of the hardest-shot competition at the NHL All-Star Game. MacInnis currently ranks third all-time among NHL defensemen in points (1,274), assists (934) and goals (340) and ranks 11th in games played (1,416). He also ranks 36th on the all-time NHL list in points, 16th in assists and 35th in games played.

Al and his wife Jackie have four children: Sons Carson, Ryan and Riley and daughter Lauren.



Kevin McDonald

General Manager, San Antonio Rampage

Kevin McDonald was named General Manager of the Blues' American Hockey League (AHL) affiliate, the San Antonio Rampage, and Pro Scout for the St. Louis Blues on Aug. 28, 2018. In 2018-19, McDonald helped steer intra-organizational transactions that led to Blues prospects playing important roles in the club capturing the 2019 Stanley Cup Championship.

McDonald originally joined the Blues organization prior to the 2001-02 season as a professional scout. He scouted professional talent for the Blues for two seasons before the organization promoted him to Director of Professional Scouting in 2003. In June 2005, he was given the added responsibilities of being the General Manager of the Blues'

former AHL affiliate, the Peoria Rivermen. In May 2009, McDonald was named Assistant General Manager for the Blues. McDonald works closely with Blues President of Hockey Operations and General Manager Doug Armstrong in coordinating the transfer of players and in acquiring professional hockey players.

The 2019-20 season is McDonald's 32nd season working in the NHL. He began his career in professional hockey in 1988 as a member of the communications department of the New York Rangers. Following the 1993-94 season, when the Rangers won the Stanley Cup, he moved into the Rangers' hockey operations department and worked as an assistant to Rangers General Manager Neil Smith during the lockout-shortened 1994-95 season.

A native of Lawrence, Massachusetts, McDonald resides in North Andover, Massachusetts, where he lives with his wife Lauren, his two children Sean and Kayleigh, and his three step-children Joseph, Jenna, and Daniel.



Rob Dimaio

Director of Player Personnel

Rob Dimaio was named the Blues' Director of Player Personnel on Oct. 6, 2015 after serving as the club's Director of Pro Scouting since Aug. 7, 2012. Dimaio, who played a key role in helping steer the Blues to the 2019 Stanley Cup Championship, came to the Blues from the Dallas Stars where he served as a scout for all levels including professional, amateur and junior hockey.

During his 19-year NHL career, the Calgary, Alberta, native appeared in 894 games including stints with New York (Islanders and Rangers), Tampa Bay, Philadelphia, Boston, Carolina, and Dallas, posting 277 points (106 goals, 171 assists) to go along with 840 penalty minutes. Dimaio appeared in the postseason nine times during his career, recording 16 points (seven goals, nine assists) in

62 playoff games.

In addition to his NHL career, Dimaio won the 1990 Calder Cup with the American Hockey League's Springfield Indians, posting 11 points (four goals, seven assists) in 16 postseason appearances. During his junior career, he earned back-to-back Memorial Cup championships with the Medicine Hat Tigers (1987, 1988). In addition, he represented Canada at the 1988 World Junior Championships, helping the club defeat the Soviet Union in the tournament finals to earn its third-ever gold medal.

Dimaio resides in Toronto, Ontario, along with his wife Laura and twin daughters, Natalie and Julia.



Tim Taylor

Director of Player Development

Tim Taylor was named the Blues' Director of Player Development on June 22, 2011. Taylor serves as a source of guidance and support for prospects at all levels of the Blues organization, and played a key role in helping the Blues capture the 2019 Stanley Cup Championship.

Taylor joined the Blues after retiring from the NHL following the 2007-08 season from a 13-year career, which included stints with Detroit, Boston, the New York Rangers, and Tampa Bay, where he was named the franchise's eighth captain in September of 2006.

The Stratford, Ontario, native appeared in 746 regular season games during his career, recording 167 points (73 goals, 94 assists) and 433 penalty minutes, while tallying 14 points (two goals, 12 assists) and 73 penalty minutes in 89 career playoff games. Taylor is a two-time Stanley Cup Champion, winning with Detroit in 1997 and Tampa Bay in 2004.

Taylor resides in his hometown of Stratford, Ontario, along with his wife Jodi and two children, Brittany and Wyatt.



AWARDS

LAS VEGAS • 2019

BRIDGESTONE



COACHING STAFF



Craig Berube
Head Coach

Craig Berube was named Head Coach on June 25, 2019 after serving as interim head coach since Nov. 19, 2018. He originally joined the club as an associate coach on June 15, 2017.

After taking over as interim head coach, Berube led the Blues to a 38-19-6 record to finish the regular season, including a 30-10-5 mark and 65 points in the 2019 calendar year – the most points recorded by any team in that span. Berube guided the Blues from the bottom of the NHL standings on Jan. 3 to a fifth-place finish in the Western Conference, making them just the seventh team since 1967-68 to earn a playoff berth after ranking last overall at any point after New Year's Day. In the postseason, Berube helped the

Blues capture the 2019 Stanley Cup Championship after defeating the Boston Bruins in seven games in the Stanley Cup Final.

Prior to joining the Blues staff, Berube spent one season as the head coach of the American Hockey League's (AHL) Chicago Wolves (2015-16) and led them to a first-place finish in the Central Division.

Overall, Berube has enjoyed a 16-year coaching career. Prior to joining the Wolves, he spent two seasons as head coach for the Philadelphia Flyers, seven seasons as an assistant coach with the Flyers, as well as two seasons as head coach and three seasons as an assistant coach with the AHL's Philadelphia Phantoms.

As a player, the Calahoo, Alberta, native appeared in 17 NHL seasons, including stints with Philadelphia, Toronto, Calgary, Washington, and the New York Islanders. Berube posted 159 points (61 goals, 98 assists) and 3,149 penalty minutes across 1,054 regular season games. He is one of three players in NHL history to have appeared in over 1,000 regular season games and serve over 3,000 penalty minutes.

Season	Team	Position	Regular Season				Playoffs			Result	
			GP	W	L	T/OTL	PTS	GP	W		L
2006-07	Philadelphia	Assistant	82	22	48	12	56	--	--	--	
2008-09	Philadelphia	Assistant	82	44	27	11	99	6	2	4	Lost in Conf. Quarter-finals
2009-10	Philadelphia	Assistant	82	41	35	6	88	23	14	9	Lost in Stanley Cup Final
2010-11	Philadelphia	Assistant	82	47	23	12	106	11	4	7	Lost in Conf. Semi-finals
2011-12	Philadelphia	Assistant	82	47	26	9	103	11	5	6	Lost in Conf. Semi-finals
2012-13	Philadelphia	Assistant	48	23	22	3	49	--	--	--	
2013-14	Philadelphia	Assistant	3	0	3	0	0	--	--	--	
2013-14	Philadelphia	Head	79	42	27	10	94	7	3	4	Lost in Round 1
2014-15	Philadelphia	Head	82	33	31	18	84	--	--	--	
2017-18	St. Louis	Associate	82	44	32	6	94	--	--	--	
2018-19	St. Louis	Associate	19	7	9	3	17	--	--	--	
2018-19	St. Louis	Head	63	38	19	6	82	26	16	10	Stanley Cup Champions

NHL Regular-Season Totals: 113-77-34 (260 pts)

NHL Postseason Totals: 19-14

St. Louis Regular-Season Totals: 38-19-6 (82 pts)

St. Louis Postseason Totals: 16-10



Steve Ott

Assistant Coach

Steve Ott was named an assistant coach on May 25, 2017. In 2018-19, his first season as a coach, Ott played an instrumental role in helping the Blues rise from the bottom of the NHL standings on Jan. 3 to capturing the 2019 Stanley Cup Championship.

Ott crafted a 14-year NHL career, including stints with Dallas, Buffalo, St. Louis, Detroit, and Montreal. He spent the majority of his career with the Stars, where he appeared in 566 games and recorded 220 points – the 37th most in Stars franchise history.

In 2013-14, he served as captain of Buffalo before being acquired by the Blues on Feb. 28, 2014. Ott spent two seasons in St. Louis, appearing in 99 regular season games and 15 postseason games. Following his time in St. Louis, Ott began his final NHL season with Detroit before being acquired by Montreal prior to the 2017 postseason.

Originally drafted 25th overall by Dallas in 2000, the Summerside, PEI, native totaled 288 points (109 goals, 179 assists) along with 1,555 penalty minutes in 848 career NHL games.



Marc Savard

Assistant Coach

Marc Savard was named an assistant coach on July 24, 2019.

A native of Ottawa, Ontario, Savard enjoyed a 13-year NHL career. Originally drafted by the New York Rangers in the fourth round of the 1995 NHL Entry Draft, Savard amassed 706 points across 807 career regular-season games between the Rangers, Calgary Flames, Atlanta Thrashers and Boston Bruins.

A two-time All-Star, he also dressed in 25 career postseason games and captured the 2011 Stanley Cup as a member of the

Bruins.

After retiring from the NHL in 2018, Savard remained active in hockey. He began work in broadcasting, appearing as an analyst on Hockey Night in Canada and on Toronto Maple Leafs pre and postgame coverage on Fan 590 radio in Toronto. Savard also worked in coaching, including running skills and development in the Peterborough Pete's organization.

COACHING STAFF



Mike Van Ryn
Assistant Coach

Van Ryn was named assistant coach on May 30, 2018. Van Ryn helped guide the Blues to the 2019 Stanley Cup Championship in his first year on staff.

Prior to joining the Blues, he served as the head coach of the American Hockey League's (AHL) Tucson Roadrunners where he led the club to the Western Conference title after posting a regular season record of 42-20-6. Before leading the Roadrunners, Van Ryn joined the Arizona Coyotes as the team's development coach in August of 2016. He also spent three seasons with the Ontario Hockey League's (OHL) Kitchener Rangers, including 2015-16, when he guided the Rangers to a 44-17-7 record as head coach. Van

Ryn also spent two seasons as an assistant coach with the AHL's Houston Aeros after beginning his coaching career as an assistant with the OHL's Niagara IceDogs in 2010-11.

A native of London, Ontario, Van Ryn was drafted by the New Jersey Devils in the first round of the 1998 NHL Entry Draft. He went on to craft an eight-year NHL career, including his first three seasons in St. Louis. As a Blue, Van Ryn dressed in 69 regular season games, collecting 13 points. After St. Louis, he spent four seasons with the Florida Panthers before playing his final season with the Toronto Maple Leafs in 2008-09. Overall, Van Ryn appeared in 353 career NHL regular season games, amassing 129 points (30 goals, 99 assists).



David Alexander
Goaltending Coach

David Alexander was named Goaltending Coach on June 15, 2017. Alexander works diligently with the Blues goaltenders on all aspects of the position and was instrumental in mentoring them during the team's 2019 Stanley Cup victory.

Alexander, the Director of Goaltending Development at Alexander Goaltending, works with several NHL goaltenders during the off-season, including the Blues' Jake Allen. Prior to joining the Blues, he spent four seasons in the Tampa Bay organization, working as the goaltending coach for the Lightning's American Hockey League (AHL) affiliate, the Syracuse Crunch. In 2016-17, the Crunch won

the Eastern Conference before losing in the Calder Cup Finals. While in Syracuse, he tutored several NHL goaltenders, including the Lightning's Andrei Vasilevskiy.

Prior to his time in Syracuse, the Moncton, New Brunswick, native spent five years as an assistant coach at the University of Maine. Alexander has also worked with Hockey New Brunswick and Canada's U-17 Team Atlantic.



Sean Ferrell


Assistant Coach - Video

A native of St. Louis, Ferrell was named the Blues Video Coach in the summer of 2013. Ferrell works behind the scenes on all elements of the team's play and played an important role in helping the Blues capture the 2019 Stanley Cup Championship.

Ferrell has over 17 years of coaching and player development experience including working with players at both the amateur and professional levels. Over the past nine years, Ferrell has specialized in skill development, crafting off-season training programs for players in the NHL, American Hockey League (AHL), United States Hockey League (USHL), and North American Hockey League (NAHL).

Previously, Ferrell has conducted in-season and off-season training with Blues players as well as other locally based NHL players dating back to 2010. Ferrell also served as an assistant coach of the St. Charles Chill (Central Hockey League) prior to joining the Blues.

Ferrell grew up in St. Louis and attended St. Louis University High School. Ferrell and his wife Cindi live in Webster Groves and have four children: Adam, Parker, Killian and Isabella.



Eric Renaghan

Strength and Conditioning Coach

Eric Renaghan enters his third season as the Blues Strength and Conditioning Coach after joining the team in July of 2016. Renaghan was instrumental in scheduling and applying his strength and conditioning principles during the Blues' run to winning the 2019 Stanley Cup Championship.

His responsibilities include specialized hockey conditioning and nutrition programs in-season and off-season, as well as return-to-sport programs for injured players to ensure they return to the Blues line-up in top physical condition. In addition to training Blues players, Renaghan is also responsible for overseeing all sport

science initiatives within the strength and conditioning department.

Renaghan was born and raised in the San Francisco Bay Area and graduated from San Jose State University with a bachelor's degree in Kinesiology. Most recently, he held the title of Assistant Strength and Conditioning Coach for the Vancouver Canucks.

Renaghan resides in Kirkwood, Missouri, with his wife, two kids, and two dogs.





Head Athletic Trainer
Ray Barile




Internist
Dr. William Birenbaum



General Surgery
Dr. Michael Brunt



Neurosurgeon
Dr. Ralph Dacey




Equipment Assistant
Andrew Dvorak



Head Equipment
Manager
Joel Farnsworth



Amateur Scout
Tony Feltrin



Assistant Athletic
Trainer
Dustin Flynn



Amateur Scout
Dan Ginnell



Senior Director of
Team Services
Rich Jankowski



Oral Surgeon
Dr. Ken Kram



Executive Assistant to
the President of Hockey
Operations / GM
Donna Lembke

HOCKEY OPERATIONS



Orthopedic Surgeon
Dr. Matt Matava



Assistant Equipment Manager
Rich Matthews



Director of Hockey Administration
Ryan Miller



Chiropractor
Dr. Michael Murphy



Part-Time Amateur Scout
Blair Nicholson



Amateur Scout
J Niemiec



Amateur Scout
Michel Picard



Optometrist
Dr. David Seibel



Dentist
Dr. Ron Sherstoff



Massage Therapist
Steve Squier



Director of Player Recruitment
Keith Tkachuk



Head of European
Scouting
Jan Vopat



Orthopedic Surgeon
Dr. Rick Wright

Not Pictured

Senior Consultant,
Hockey Ops
Larry Robinson

Development Coach
Glen Wesley

Goalie Development Coach
David Rogalski

Development Coach
Andrew Hopf

Skating Coach
John Stanbrook

Hockey Video Coordinator
Ben Dalpe

Hockey Data Analyst
Michael Perelman

Senior Advisor of Amateur Scouting
Larry Pleau

Amateur Scout
Stefan Elvenes

Amateur Scout
Garrett Peters

Part-Time Amateur Scout
Jeff Mc Kercher

Part-Time Amateur Scout
Ian MacLellan

Part-Time Amateur Scout
Eero Somervuori

Part-Time Amateur Scout
Alexey Starovoytov

Pro Scout
Dave Farrish

Pro Scout
Timo Blomqvist

Part-Time Pro Scout
Wayne Munday

Amateur Scout
Luke Opilka

Orthopedic Surgeon
Dr. Matt Smith

Plastic Surgery
Dr. Tom Francel

Ophthalmologist
Dr. Gill Grand

EXECUTIVES



Executive Vice
President, Chief
Revenue Officer
Steve Chapman



Executive Vice
President, Chief
Financial &
Administrative Officer
Phil Siddle



Executive Vice
President
Bruce Affleck




Vice President,
Media & Brand
Communications
Mike Caruso



Vice President,
Strategy & Business
Intelligence
Keira Emerson



Vice President,
Digital Media &
Emerging Technology
Matt Gardner



Vice President,
Community
Development & Event
Management
Randy Girsch



Vice President,
Finance & Controller
Stephen Kruse



Vice President,
Corporate Partnerships
Bryan Lucas



Vice President,
Human Resources
Jamie Sackman



Vice President,
Corporate Partnerships
Eric Stisser




Vice President,
Ticketing, Premium &
Suite Sales
Nick Wierciak



Vice President &
General Manager,
Enterprise Center &
Stifel Theatre
Todd Mitchell



Vice President,
Blue Note Productions
& Video Content
Trevor Nickerson



Client Retention
Executive
Phil Abernathy



Dock Master
David Allen



Senior Premium
Sales Executive
John Alvarado



Director, Community
Development & Blues
for Kids
Hannah Arnold



Coordinator, Media
Content
Brett Barczewski



Electrician
Tim Barts



Senior Manager, CRM
& Database Strategy
Mary Lynn Berilla



Organist
Jeremy Boyer



Building Security
Officer
Frank Brown



Senior Accountant
Craig Bryant



Account Executive
Ryan Bucciarelli



Premium Sales
Executive
Michelle Burton



Coordinator, Social
Media
Elise Butler



Public Address
Announcer
Tom Calhoun



Manager, Guest
Services Staff
Operations
Katelyn Carenza



Senior Manager, Guest
Services & Event
Operations
Lauren Carro



Maintenance, Stifel
Theatre
Eric Chadbourne



Business &
Community
Development
Kelly Chase



Electrician
Shawn Clark



Account Executive
Connor Cooper

STAFF DIRECTORY



Manager, Ticket Operations
Stephanie Cordia




Manager, Front of House
Eric Cornman



Manager, Corporate Partnership Activation / Broadcast Coordinator
Doug Couch



Inside Sales Representative
Molly Crimmins



Manager, Ticket Operations
Corey Crook



Executive Assistant to the Chairman & President of Business Operations
Lisa Cwiklowski



Director, Event Sales
Amber Marshall



Brand Manager / Senior Designer
Amber Davis



Manager, Ticket Operations
Elizabeth Dean



Executive Sous Chef
Daniel Driol



Senior Retail Manager
Amy Dungan




Manager, Client Retention
Corinne Dunn




Marketing / Partnership Assistant
Donna Ferguson



Chief / Lead Electrician
Erik Floyd



Senior Video Editor
David Foley



Manager, Corporate Partnership Activation
David Frazier



Senior Director, Event Presentation
Chris Frome




Senior Director, Ticketing, Premium & Suite Service
Melissa Gale



Junior Motion Graphic Designer
Ryan Gause



Director, Guest Service & Public Safety
Dave Gilbert



Manager, Ticket Operations
Loren Goudreau



Premium Sales Executive
Joe Green



Maintenance
David Grimes




Coordinator, Digital Media
John Guminski



Senior Director, Entertainment & Booking
Darren Hall



Ticket Sales Host
Juanita Hall



Client Retention Executive
Mike Hanlon



Account Executive
Jacob Haskins



Client Retention Executive
Mimi Hemenway



Electrician
Jeff Heuermann



Director, Marketing
Liz Hill



Building Security Officer
Gene Hunziker



Director, Corporate Partnership Activation
Amy Johnson



Manager, Mascot
Alex Jones



Ticket Sales Host
Jeff Jovanovic



Coordinator, Ticket Sales
Peter Keleher



Coordinator, Premium Sales & Service
Olivia Klockenkemper



Manager, Fan Development
Brandon Knox



Coordinator, Youth Hockey
Jessica Knox



Manager, Contract & Event Booking
Cherri Kraenzle


STAFF DIRECTORY



Premium Sales
Executives
Dan LaLonde



Manager, Public Safety
Dennis Leach



Senior Accountant
Brent Lester



Maintenance
David Lewis



Senior Director,
Advertising & Event
Marketing
Megan Little



Account Sales Executive
& Special Events
Jen Lohrman



Manager, Community
Development & Blues
for Kids
Abbie Lucasey



Manager, Ticket
Operations
Justin Malmberg



Inside Sales
Representative
Sean McGrath



Digital Media / Graphic
Designer
Maggie Michael



Ticket Sales
Todd Morris



Manager, Guest
Services Hospitality &
Premium Services
Jonathan Moss



Maintenance, Stife
Theatre
Steve Needy



Senior Director, Group
& Promotional Sales
Jennifer Nevins



Manager, Marketing &
Communications
Lindy Noel



Director, Media
Content
Dan O'Neill



Manager, Premium
Hospitality
Meg O'Neill




Ticket Sales
Peggy O'Connor



Manager, CRM &
Analytics
Michael Peterson



Director,
Digital Content
Chris Pinkert



Director,
Entertainment
Jason Pippi



Senior Director,
Corporate
Partnerships
Matt Poling



Specialist, IT
Corey Price



Manager, Corporate
Partnership Activation
Amy Quinonez



Account Executive
Martin Ramirez



Senior Director, Ticket
Operations
Greg Rapini



Video / Digital Content
Producer
Austin Ratanasitree



Manager, Email &
Digital Marketing
Marlena Renner



Manager, Alumni
Relations
Beth Ricciardi



Senior Motion Graphics
Designer
Lucas Richter



Director, Corporate
Partnerships
Jackie Roach



Lead Receptionist
Ernestine Robinson



Lead Building Security
Officer
Brian Rush



Manager, Events
Stephanie Sadler



Maintenance
James Schmuke



Maintenance Foreman
Scott Schram



Director, Video
Production
Eric Siders



Asst. GM, Stifel
Theatre & Dir., Event
Services EC
Adrian Silverstein



Coordinator, Business
Intelligence
Dylan Slaughter



Account Executive
Jessica Smugala

STAFF DIRECTORY



Group Sales Executive
Michael Spangler



Manager, Inside Sales
Brendan Spina



Maintenance
David Staloch



Human Resources
Generalist
Tiffany Stern




Manager, Payroll
Crystal Strasburg



Director, Group Sales
Kari Takmajian



Client Retention
Executive
Adam Ure



Video / Digital Content
Producer
Ashali Vise



Senior Accountant
Mindy Wallace



Senior Manager,
Ticket Sales
Kyle Waymon



Inside Sales
Representative
Logan Wendel




Account Executive
Keisha White



Senior Director,
Branding
& Creative
Brenda Wilbur



Electrician, Stifel
Theatre
Curtis Wilburn



Coordinator, Accounts
Payable
Karley Willmann



Manager, IT
Larry Womack



Manager, Event
Operations
Kyle Worman



Director, Finance
Jessie York



Account Executive
Connor Zielonko



Not Pictured

Electrician
Bryant Allen

Building Security
Officer
Dave Arledge

Director of Purchasing
Jonathan Arnold

Manager, Event
Services
Kevin Bauer

In-Game Host
James Bertels

Sous Chef
Slava Bordak

Manager, Payroll
Shantel Campbell

Manager, Retail
Courtney Chapman

Manager, Special
Events
Morgan Coers

Controller
Laura Crews

Senior Premium Sales
Executive
Dan Collins

Building Security
Officer
Robert Daugherty

Manager, Concessions
Terrell Evans

Director, Retail
Kaitlyn Foley

Director, Human
Resources
Shana Frierson

Manager,
Accounting
Kelly Garey

Assistant, Blues
Game-Used Equipment
& Auctions
Nick Gay

Manager, Catering
Sales
Jessica Harvey

Executive Sous Chef
Clark Heilmann

Assistant Director,
Operations
Jerry Hiller

Assistant Director,
Operations - Stifel
Theatre
Brian Hornbeck

Administrator, Human
Resources
Alyssa Johnson

Director, Premium
Services
Katie Kozarits

Vice President, Hospi-
tality & Strategy
Bruce Kraus

Manager, Premium
Leah Kreuger

In-Game Host
Carlie Lawrence

General Manager,
Premium
Sarah Marsden

General Manager,
Suites
Chris McCullough

Music Coordinator
Carl Middleman

Ticket Sales
Debbie Nyberg

Coordinator,
Digital Design
Kevin Pohle

Coordinator,
Audio & Video
Logan Putnam

Sous Chef
Joanna Raglin

Manager, Theatre
Operations
Quintin Reed

General Manager,
Purchasing
Aaron Rheinecker

General Manager,
Retail
Michael Rodriguez

Executive Sous Chef
Mike Ryan

Executive Assistant
Terri Schiller

Manager,
Concessions
John Sellman

Maintenance
Nehemiah Smith

Maintenance
Gilbert Spinks

Building Security
Officer, Stifel Theatre
George Taylor

Senior Premium
Manager
Michael Vaccaro

Manager,
Purchasing
Devon Vialton

Senior Director,
Building Operations &
Public Safety
Doug Waugh

Electrician
Michael Zangori II

BLUES AMBASSADORS



Brett Hull
Blues Ambassador

Hall of Famer Brett Hull, the Blues' all-time leading goal scorer, returned to the Blues' front office in 2013. Hull focuses primarily on business development, generating additional support and revenue for the Blues franchise.

Hull first came to the Blues in a 1988 trade with the Calgary Flames. He went on to play 11 seasons with St. Louis, setting several club records and etching his name into the NHL record books. Hull recorded more than 50 goals in five different seasons, and he scored 70 goals or more in three-straight seasons from 1989-90 to 1991-92, becoming only the second player in NHL history to accomplish that feat.

In the 1990-91 season, Hull set a franchise record with 86 goals, which also stands as the most in a single season by a right winger in NHL history. He scored his first 50 goals that season in 49 games, becoming the first Blue to score 50 goals in 50 games or less. For his efforts, Hull captured the 1991 Hart Trophy as league's most valuable player and was voted to the NHL's First All-Star Team. The following season, he again scored 50 goals in 50 games, becoming just the second player in NHL history to accomplish that feat twice.

The Belleville, Ontario, native holds all-time franchise records for goals (527), hat tricks (27), game-winning goals (70), power-play goals (195) and shots on goal (3,367), while he ranks second in assists (409), points (936) and shorthanded goals (18).

Overall, Hull appeared in 1,269 NHL games across 20 seasons with Calgary, St. Louis, Dallas, Detroit and Phoenix. He ranks third all-time in goals (741), second in power-play goals (265) and third in game-winning goals (110). He was awarded the 1990 Lady Byng Trophy, the 1991 Hart Trophy and the 1991 Lester B. Pearson Award. Hull also played in eight All-Star Games (1989, 1990, 1992, 1993, 1994, 1996, 1997 and 2001).

Internationally, Hull played for the United States in two Olympics (1998 and 2002) and won a silver medal at the 2002 Winter Games in Salt Lake City. He also played for the U.S. team that won the 1996 World Cup of Hockey.



Bob Plager

Blues Ambassador

Bob Plager joined the St. Louis Blues in their inaugural season in 1967-68 as a player and has served various capacities within the organization. On Feb. 2, 2017, Plager had his no. 5 retired, becoming the seventh player in Blues history to receive that honor. He currently works in the Blues' community relations department, serving as an ambassador for the organization and the sport of hockey as a whole.

Plager became the 16th head coach in Blues history on May 1, 1992. Plager also served as the Head Coach for the Rivermen during the 1990-91 season, leading the club to a 58-19-5 record and captured the Turner Cup as the champion of the International Hockey League.

During that season, the Rivermen broke over 40 IHL records and Plager was voted as the Coach of the Year.

Plager has also served the franchise as Director of Professional Scouting, Vice President and Director of Player Development, a Special Assistant to the General Manager, Assistant to the Director of Hockey Operations, Head Coach for Salt Lake City of the Central Hockey League and was a scout for the Blues handling special assignments.

Following the 1977-78 season, Plager retired after playing 14 seasons in the National Hockey League. He was a fierce competitor known best for knocking opponents to the ice with his famous hip check. Plager made his NHL debut with the New York Rangers during the 1964-65 season and was traded to St. Louis on June 6, 1967. He currently ranks 10th in Blues history with 615 games played and 10th with 762 penalty minutes.

Bob resides in St. Louis and has two children, Melissa and Bobby, and two grandchildren, Jacob Plager Briggs and Katie.





John Kelly

Television Play-by-Play

John Kelly returns for his 15th season as the television play-by-play voice of the Blues on FOX Sports Midwest.

Kelly spent nine seasons with FOX Sports Rocky Mountain, where he announced Colorado Avalanche games when the team relocated to Denver. He has called games in the NHL for 30 seasons and prior to that he called American Hockey League games on radio with the St. Catharines Saints and Adirondack Red Wings. Kelly started his NHL career as the radio voice of the New York Rangers during the 1988-89 campaign. From 1989-90

through 1991-92, the St. Louis native worked the Blues' radio and television simulcasts.

Kelly moved on to the expansion Tampa Bay Lightning in 1992-93 where he spent three seasons as the play-by-play voice on the radio and television simulcasts and then headed west to Colorado for the Avalanche's first season in 1995-96. During the 1997-98 NHL season, he announced play-by-play for the FOX national broadcasts. He also broadcasted NHL playoff games during the 2005-06 season.

Kelly's past also includes broadcasting experience in baseball, basketball, and soccer. While in Florida, he announced games for the Orlando Predators of the Arena Football League. He spent the summer months from 1993 to 1996 as the hockey play-by-play announcer at the annual U.S. Olympic Festival.

No stranger to the profession, Kelly comes from a family with a rich background in hockey announcing. His father, Dan Kelly, was the radio and television voice of the Blues for 21 years and was inducted into the Hockey Hall of Fame in 1989. John's younger brother, Dan Jr., called games on radio for the Blues from 1997-2000. His uncle, Hal, also was a hockey broadcaster, working with several NHL teams when hockey began airing on television.

John, born in Canada, is a graduate of Southern Illinois University – Edwardsville with a degree in communications. He and his wife Jennifer, a St. Louis native, have three children: Patrick, Megan and Grace.



Darren Pang Television Color Analyst

Darren Pang, one of the premier announcers in hockey, is in his 11th season with FOX Sports Midwest as the analyst on St. Louis Blues telecasts. Pang works alongside John Kelly in the television booth, forming one of the most accomplished broadcast teams in the NHL. He also provides national coverage for NHL Network when not broadcasting games for the Blues on FS Midwest.

Pang came to FOX Sports Midwest after four seasons as the Phoenix Coyotes' TV analyst. Prior to the Coyotes, Pang spent 12 years covering hockey for ESPN, ESPN2, and ABC. In addition, Pang worked as an ice level reporter for the men's hockey coverage in Nagano, Japan, during the 1998 Winter Olympics on CBS, NBC's coverage of the 2002 Winter Games, ESPN's coverage of the 2016 World Cup of Hockey, and as a studio analyst at the 2010 Olympics in Vancouver with TSN/CTV. He has also worked all of NBC's Winter Classics as an analyst.

The Meaford, Ontario, native played three NHL seasons, all with the Chicago Blackhawks, from 1984-85 to 1988-89. He played in a total of 81 games, compiling a 27-35-7 record and a 4.05 GAA. In 1987-88, he was named to the NHL All-Rookie Team and finished third in the race for the Calder Trophy. In addition to his playing career, Pang served as the goaltending coach for the University of Notre Dame from 1996-99, working alongside head coach Dave Poulin.

Pang and his wife, Lynn, reside in University City and have two children, Tyler and Sammy.



Bernie Federko Television Color Analyst

Bernie Federko returns to FOX Sports Midwest for his 19th season and 11th in his role as a co-host of FOX Sports Midwest's Blues Live pre-game and post-game shows. Prior to broadcasting for television, he spent four years as an analyst on the Blues' radio broadcast.

Federko, a 14-year NHL veteran, played for the Blues for 13 seasons (1976-1989). He holds club records for games played (927), assists (721), and points (1,073) with the Blues. Bernie retired from hockey after the 1989-90 season and was officially inducted into the Hockey Hall of Fame on November 4, 2002. His #24 sweater was retired on

March 16, 1991 by the Blues and hangs from the ceiling at Scottrade Center.

Bernie and his wife, Bernadette, have three sons: Jordan, Dustin and Drew. The Federko's reside in St. Louis.



Jim Hayes

FOX Sports Midwest Host and Reporter

Jim Hayes serves as a host and reporter for FOX Sports Midwest, covering the St. Louis Cardinals and St. Louis Blues for the network's pregame and postgame shows and live game coverage.

In his 18 years in St. Louis Hayes has become one of the city's most well-liked sportscasters, known for his wit and interviews with athletes.

Hayes came to FOX Sports in 2000 as a reporter for the Midwest Sports Report and began covering St. Louis-area sports in 2001.

He previously worked for WPHL—WB17 in Philadelphia. He was a sports anchor and reporter for two years at WPHL, where he covered hard sports news throughout the region and shined in featuring the 'lighter side' of

sports. Prior to working in Philadelphia, Hayes anchored and reported sports at TSM news, a regional news channel serving Delaware, parts of Pennsylvania and New Jersey.

Hayes is a 1984 graduate of the State University College at Geneseo, N.Y. He was a 2012 Mid-America Emmy winner and has been nominated for several regional Cable Ace and Emmy awards. Hayes also co-hosts a morning radio show on St. Louis sports talk station KFNS 590 AM.



Andy Strickland

FOX Sports Midwest Reporter

Andy Strickland is entering his seventh season as a reporter covering the St. Louis Blues on FOX Sports Midwest, and his 21st season covering the NHL and the Blues.

Strickland provides reporting and interviews in FOX Sports Midwest's Blues game, pregame, intermission and postgame coverage.

The St. Louis native is heavily involved in local hockey. He serves as an assistant coach with the St. Louis AAA Blues.

A longtime local radio host and reporter, Strickland has won a first place Missouri Broadcaster Award and was previously named best reporter in St.

Louis by the Riverfront Times.

Strickland graduated from Northern Arizona University. He and wife Laurie have three children.



Scott Warmann

FOX Sports Midwest Host and Reporter

Scott Warmann has served as the primary host of St. Louis Blues and St. Louis Cardinals pregame and postgame shows on FOX Sports Midwest since 2016. He also handles play-by-play duties for college sports, including Missouri Valley Conference, Saint Louis University and SIUE events.

Warmann, a St. Louis native, was also a sportscaster on KMOX Radio and a studio host for five seasons on the St. Louis Rams radio network, including the 1999 Super Bowl championship season.

Warmann is a Lindenwood University alumnus.



Erica Weston

FOX Sports Midwest Reporter and Anchor

Erica Weston serves as a reporter and anchor for St. Louis Blues and St. Louis Cardinals telecasts on FOX Sports Midwest. She joined the network in June 2018.

Weston came to St. Louis after nearly two years in Tucson, Ariz., where she worked as a sports anchor and reporter for ABC affiliate KGUN. Prior to this, Weston spent four years in Los Angeles where she worked in production for Dodgers, Lakers, Galaxy and Sparks telecasts on Spectrum SportsNet LA and Spectrum SportsNet. Weston also hosted Dodgers programming.

Weston is a Colorado State University alumnus and received her BA in public relations from Loyola Marymount University.



Chris Kerber

Vice President of Broadcast and Content Development / Radio Play-by-Play

Chris Kerber returns for his 20th year as the Blues Play-by-Play Broadcaster on the Blues' radio network. He also serves as the team's Vice President of Broadcasting and Content Development.

Prior to joining the Blues, Kerber spent six seasons calling the action in the minor leagues, four for the Springfield (Ma.) Falcons in the American Hockey League and two for the Birmingham Bulls (ECHL). In Springfield he acted as the team's Director of Media Relations from 1996 to 1999 and

Director of Marketing and Communications for the 1999-2000 season.

A 1994 graduate of Miami University in Oxford, Ohio, with a Business Degree in Marketing. Kerber did hockey, football, basketball, and baseball play-by-play on WMSR while serving as the station's Sports Director and then General Manager.

In addition to calling all the regular season and post-season games, Kerber hosts pre-game shows, post-game programs, coaches and players shows as well as fan activities to help promote Blues hockey. He also helps create and produce digital content for the Blues many digital platforms.

Chris and his wife, Kristie, reside in St. Louis and have three daughters.



Joey Vitale

Radio Color Analyst

Vitale, who grew up in Sunset Hills, is entering his second season as radio color analyst. Vitale played youth hockey for the Affton Americans before enjoying a four-year career at CBC High School, where he captured the 2001, 2003 and 2004 state championships.

Vitale then moved on to Northeastern University, where he spent four years and was named to the NCAA (Hockey East) All-Academic Team in 2007 and earned a selection to the NCAA (Hockey East) Second All-Star Team in 2008. He also served as team captain during his junior and senior season.

In 2005, Vitale was drafted by the Pittsburgh Penguins in the seventh round of the National Hockey League (NHL) Entry Draft.

Vitale went on to craft an eight-year professional career, beginning with three seasons with the American Hockey League's Wilkes-Barre/Scranton Penguins (2009-11). A former teammate of current Blues defenseman Robert Bortuzzo, Vitale made his NHL debut with the Pittsburgh Penguins on Feb. 10, 2011. He spent four seasons with the Penguins before playing his final two seasons with the Arizona Coyotes. Overall, Vitale dressed in 234 career NHL regular season games, posting 44 points (11 goals, 33 assists) and 156 penalty minutes.





34 JAKE ALLEN (JAYK, AL-luhn) GOALTENDER

CATCHES: Left **HEIGHT:** 6-2 **WEIGHT:** 202
BORN: 8-7-90 **BIRTHPLACE:** Fredericton, New Brunswick

2018-19 SEASON RECAP:

- Made a career-high 46 saves, after facing a career-high 50 shots on Oct. 13 at Chicago in a 4-3 OT loss
- Ranked 6th in the NHL with a 2.26 GAA on the road (min. 15 games)
- Shared 7th in the NHL with a .924 SV% on the road (min. 15 games)
- Posted a 7-3-8 record when facing at least 30 shots in a game

CAREER HIGHLIGHTS:

- Ranks 3rd on the Blues all-time franchise list with 136 wins (1. Liut, 151 & 2. Joseph, 137)
- Ranks 3rd on the Blues all-time franchise list with 19 shutouts (1. Elliott, 25 & 2. Halak, 20)
- In 2016-17, he posted a career-high 33 wins
- In 2015-16, he posted a career-high six shutouts and a .920 save percentage
- In 2014-15, he tied a Blues rookie record with four regular season shutouts and set a rookie record with 184:38 consecutive shutout minutes from Oct. 23 to Nov. 6
- In 2012-13, among rookie goalies, he led the NHL in wins (9) and GAA (2.46) while ranking 2nd in SV% (.905). He also became the first Blues rookie goalie to record at least nine wins since Curtis Joseph in 1989-90, and his .692-win percentage was the best ever for a Blues rookie (at least 10 games played)
- On Feb. 13, 2013, he became the third goalie in NHL history to win his first NHL start in Detroit (Damian Rhodes, 91' and Rastislav Stana, 04')
- Posted a 32-16-3 record in 51 games with Chicago (AHL) in 2013-14 and was named the AHL's Goaltender of the Year. Also named to the 2014 AHL All-Star Team
- In 2013-14, he led the AHL in wins, goals against average (2.07) and save percentage (.927), becoming the first goaltender since 1984-85 to lead the league in all three categories
- In November 2011, he was named the AHL's Goaltender of the Month, posting a 6-1-0 record, along with a 1.35 goals against average, a .959 save percentage and three shutouts

INTERNATIONAL CAREER HIGHLIGHTS:

- Earned a silver medal with Canada at the 2010 World Juniors, posting a 3-0-0 record and two shutouts in five appearances
- In 2008, he earned a gold medal and was named the tournament MVP at the U-18 World Juniors, posting a 6-1-0 record and two shutouts in seven games

CAREER TRANSACTIONS

- None

PROFESSIONAL CAREER STATS

Season	Team	League	GP	W	L	O/T	MIN	SO	AVG	SV%
2010-11	Peoria	AHL	47	25	19	3	2805	6	2.52	.917
2011-12	St. Louis	NHL	1	0	0	0	1	0	0.00	--
	Peoria	AHL	38	13	20	2	2148	1	2.93	.915
2012-13	St. Louis	NHL	15	9	4	0	804	1	2.46	.905
	Peoria	AHL	35	13	19	2	2054	2	2.89	.904
2013-14	Chicago	AHL	52	33	16	3	3138	7	2.03	.928
2014-15	St. Louis	NHL	37	22	7	4	2077	4	2.28	.913
2015-16	St. Louis	NHL	47	26	15	3	2583	6	2.35	.920
2016-17	St. Louis	NHL	61	33	20	5	3431	4	2.42	.915
2017-18	St. Louis	NHL	59	27	25	3	3317	1	2.75	.906
2018-19	St. Louis	NHL	46	19	17	8	2568	3	2.83	.905
ST. LOUIS TOTALS			265	136	88	23	14767	19	2.54	.911
NHL TOTALS			265	136	88	23	14767	19	2.54	.911

CONTRACT STATUS

Five-year deal through 2020-21

DRAFTED

St. Louis' second round pick (34th overall) in 2008

CAREER FIRSTS

Game: Feb. 5, 2013 vs. Nashville

Win: Feb. 13, 2013 at Detroit

Shutout: Mar. 14, 2013 vs. Phoenix

Game as Blue: Feb. 5, 2013 vs. Nashville

Win as Blue: Feb. 13, 2013 at Detroit

Shutout as a Blue: Mar. 14, 2013 vs. Phoenix

REGULAR SEASON CAREER HIGHS

Longest Win Streak: 8 – Nov. 15-Dec. 6, 2016

Longest Team Point Streak: 8 – (8-0-0) Nov. 15-Dec. 6, 2016

Longest Shutout Sequence: 184:38 – Oct. 23-Nov. 6, 2014

Most Shots Faced: 50 – Oct. 13, 2018 at Chicago

Most Saves Made: 46 – Oct. 13, 2018 at Chicago

PENALTY SHOTS

None

SHOOTOUTS

Record: 10-7, .732 SV% (52 for 71)

NHL AWARDS

2013 NHL All-Rookie Team

Career vs. NHL


	GP	W	L	OTL	SO	GAA	SV%
Vs. Anh	10	1.92	6	3	0	1	.923
Vs. Ari	9	1.33	7	1	0	2	.952
Vs. Bos	8	2.13	4	3	0	1	.933
Vs. Buf	8	1.59	6	1	1	1	.942
Vs. Car	5	2.44	3	2	0	0	.910
Vs. Cgy	10	3.36	6	2	1	0	.887
Vs. Chi	19	2.73	9	6	4	0	.910
Vs. Cls	8	2.95	4	1	0	0	.902
Vs. Col	16	2.14	9	4	2	2	.929
Vs. Dal	14	2.26	8	5	0	3	.916
Vs. Det	6	2.44	2	1	3	0	.907
Vs. Edm	11	2.57	5	5	1	0	.898
Vs. Fla	6	3.97	2	4	0	0	.873
Vs. LA	10	1.62	6	3	0	2	.947
Vs. Min	17	2.58	7	4	2	0	.908
Vs. Mon	7	3.14	3	4	0	0	.888
Vs. NJ	7	1.27	7	0	0	2	.948
Vs. Nsh	15	2.79	8	6	0	1	.915
Vs. NYI	6	4.01	2	3	0	0	.865
Vs. NYR	5	3.73	1	3	0	0	.846
Vs. Ott	4	1.67	2	1	1	1	.945
Vs. Phi	3	3.45	0	3	0	0	.890
Vs. Pit	6	3.63	2	3	1	0	.877
Vs. SJ	9	2.26	4	3	2	0	.923
Vs. TB	5	2.45	2	3	0	1	.910
Vs. Tor	6	2.37	4	2	0	0	.920
Vs. Van	13	2.75	7	4	2	0	.892
Vs. VGK	4	2.69	2	0	2	0	.904
Vs. Was	5	2.28	3	2	0	1	.922
Vs. WPG	13	3.19	5	6	1	1	.889

REGULAR SEASON CAREER HOME/AWAY

	GP	MIN	W	L	OTL	SO	GAA	SV%
Home	130	7200	70	45	7	6	2.51	.906
Away	135	7567	66	43	16	13	2.56	.915

NHL PLAYOFF CAREER STATS

Season	Team	MIN	W	L	SO	GAA	SV%
2012	St. Louis	1	0	0	0	0.00	--
2015	St. Louis	328	2	4	0	2.20	.904
2016	St. Louis	169	1	1	0	2.48	.897
2017	St. Louis	675	6	5	0	1.96	.935
2019	St. Louis	24	0	0	0	2.45	.750
TOTALS		1197	9	10	0	2.10	.921



49

IVAN BARBASHEV

(EYE-vehn, BAHHR-buh-shev)

CENTER

SHOOTS: Left **HEIGHT:** 6-0 **WEIGHT:** 187

BORN: 12-14-95 **BIRTHPLACE:** Moscow, Russia

2018-19 SEASON RECAP:

- Recorded career-highs in games (80), goals (14), assists (12), points (26), and shots (60)
- Played in 105 games (reg. + post), which shared 3rd in the NHL
- Led the NHL with 87 hits during the postseason
- Recorded his 1st career hat trick on Mar. 21 vs. Detroit

CAREER HIGHLIGHTS:

- Scored his first career game-winning goal on Feb. 15, 2017 at Detroit
- Scored his first career goal on Feb. 7, 2017 at Ottawa
- Made his NHL debut on Jan. 26, 2017 at Minnesota
- Seven of his 12 career goals have either tied the game or given the Blues the lead (4 lead, 3 tie)
- Collected 28 points in 65 regular season games with the Wolves in his first professional season in 2015-16
- In 2014-15, he served as an assistant captain for the QMJHL's Moncton Wildcats, leading the team with 45 goals and ranking 2nd with 95 points overall
- In 2012-13, he tallied 62 points, including a QMJHL-best 44 assists, with Moncton, earning a selection to the QMJHL All-Rookie Team

INTERNATIONAL CAREER HIGHLIGHTS:

- Posted six points in seven games, helping Team Russia earn the silver medal at the 2015 World Juniors
- Appeared in seven tournament games, capturing a bronze medal with Team Russia at the 2014 World Juniors
- At the 2013 U-18 World Juniors, he led all tournament skaters with six assists
- Captained Team Russia at the 2012 World Hockey Challenge, earning a gold medal

CAREER TRANSACTIONS

- Draft pick rights acquired by the Blues, along with Magnus Paajarvi and a 2015 4th round pick (Adam Musil), from Edmonton in exchange for David Perron and a 2015 3rd round pick (Mike Robinson)

PROFESSIONAL CAREER STATS

Season	Team	League	GP	G	A	Pts	PIM	+/-
2015-16	Chicago	AHL	65	10	18	28	15	-14
2016-17	Chicago	AHL	46	19	18	37	14	0
2016-17	St. Louis	NHL	30	5	7	12	2	5
2017-18	Chicago	AHL	20	5	5	10	6	-1
	St. Louis	NHL	53	7	6	13	4	-1
2018-19	St. Louis	NHL	80	14	12	26	17	-4
NHL TOTALS			163	26	25	51	23	0

CONTRACT STATUS

Two-year deal through 2020-21

DRAFTED

St. Louis' second round pick (33rd overall) in 2014

CAREER FIRSTS

Game: Jan. 26, 2017 at Minnesota

Goal: Feb. 7, 2017 at Ottawa

Game as Blue: Jan. 26, 2017 at Minnesota

Goal as Blue: Feb. 7, 2017 at Ottawa

REGULAR SEASON CAREER HIGHS

Goals: 3 – Mar. 21, 2019 vs. Detroit

Assists: 2 (2x) – last, Jan. 21, 2019 at Los Angeles

Points: 3 (2x) – last, Mar. 21, 2019 vs. Detroit

PIM: 5 – Oct. 27, 2018 vs. Chicago

Shots: 4 (2x) – last, Mar. 21, 2019 vs. Detroit

Goal Streak: 2 (2x) – last, Dec. 11-14, 2018 (2g)

Assist Streak: 3 – Jan. 6-9, 2018 (4a)

Point Streak: 4 – Apr. 4-9, 2017 (1g, 3a)

PENALTY SHOTS

NONE

SHOOTOUTS

0-0

Career vs. NHL


	GP	G	A	PTS	+/-	PIM
Vs. Anh	6	2	1	3	2	0
Vs. Ari	8	0	0	0	-2	0
Vs. Bos	4	0	0	0	-2	0
Vs. Buf	5	0	0	0	-1	0
Vs. Car	4	1	0	1	-1	0
Vs. Cgy	5	1	2	3	1	0
Vs. Chi	9	0	1	1	-2	7
Vs. Cjs	3	0	0	0	-2	0
Vs. Col	11	2	3	5	2	2
Vs. Dal	7	1	0	1	-3	0
Vs. Det	4	4	0	4	2	0
Vs. Edm	4	1	0	1	0	0
Vs. Fla	6	1	3	4	2	0
Vs. LA	5	2	3	5	4	2
Vs. Min	6	0	1	1	-3	0
Vs. Mon	4	1	0	1	0	0
Vs. NJ	3	2	1	3	2	2
Vs. Nsh	8	1	1	2	0	4
Vs. NYI	4	0	0	0	-1	0
Vs. NYR	4	0	0	0	1	0
Vs. Ott	5	1	0	1	1	4
Vs. Phi	4	2	2	4	3	0
Vs. Pit	4	0	0	0	0	2
Vs. SJ	7	1	1	2	0	0
Vs. TB	4	0	1	1	0	0
Vs. Tor	5	1	0	1	1	0
Vs. Van	6	0	2	2	0	0
Vs. VGK	5	1	0	1	2	0
Vs. Was	4	1	2	3	2	0
Vs. Wpg	9	0	1	1	-8	0

NHL PLAYOFF STATS

Season	Team	GP	G	A	PTS	PIM
2017	St. Louis	6	0	0	0	2
2019	St. Louis	25	3	3	6	4
TOTALS		31	3	3	6	6

NHL STATS BREAKDOWN

Season	Team	TOI/GM	PPG	SHG	GWG	FO%	S	S%	Hits	BkS
2016-17	St. Louis	11:47	0	0	1	40.1	20	25.0	34	14
2017-18	St. Louis	12:12	0	0	1	38.4	45	15.6	70	25
2018-19	St. Louis	11:31	0	2	1	45.6	60	23.3	86	31
TOTALS		11:47	0	2	3	42.8	125	20.8	190	70

**50****JORDAN BINNINGTON**
(JOHR-duhn, BIHN-ihng-tuhn)
GOALTENDER**CATCHES:** Left **HEIGHT:** 6-1 **WEIGHT:** 174
BORN: 7-11-93 **BIRTHPLACE:** Richmond Hill, Ontario**2018-19 SEASON RECAP:**

- Made his 1st career NHL start on Jan. 7 at Philadelphia, stopping all 25 shots he faced to earn his 1st career win and shutout
- Became the 2nd goaltender in franchise history (Rich Parent on Jan. 26, 1999 at SJS) and the 35th in NHL history to record a shutout in his 1st career NHL start
- Set franchise rookie records with 24 wins and 5 shutouts
- Led the NHL with a 1.89 GAA and shared 4th in the NHL with a .927 SV% (min. 25 games played)
- Named the NHL's Rookie of the Month for February & March
- Set Blues rookie franchise records with 24 wins and 5 shutouts
- Set a Blues rookie record by winning 9 straight starts from Jan. 23 to Feb. 19 (9-0-0, 1.32 GAA, .947 SV%, 3 SO)
- Became the 1st rookie goaltender in NHL history to record all 16 of his team's wins in the postseason en route to a Stanley Cup Championship
- Became the 1st rookie goaltender in franchise history to record a playoff shutout on May 19 at San Jose (Game 5 of WCF)
- Won 10 games on the road during the postseason, which tied the record by any goaltender for a single postseason (Brodleur in 1995 & 2000, Kiprusoff in 2004, Quick in 2012, & Holtby in 2018) (10-3, 2.17 GAA, .925 SV%, 1 SO)
- Won 8 games following a loss in the postseason (8-2, 1.78 GAA, .937 SV%), which tied the NHL record for a single postseason (Hextall, 8-2 in 1987 w/PHI, Khabibulin, 8-0 in 2004 w/TBL, & Kiprusoff, 8-3 in 2004 w/CGY)

CAREER HIGHLIGHTS:

- Appeared in 1 NHL game prior to the 2018-19 season, on Jan. 14, 2016, stopping 3 of the 4 shots he faced
- In 2017-18, he ranked 2nd in the AHL with a 2.05 GAA and ranked 4th with a .926 SV%

INTERNATIONAL CAREER HIGHLIGHTS:

- Appeared in 2 games with Team Canada at the 2013 World Junior Championship, posting a 6.82 GAA and a .871 SV%

CAREER TRANSACTIONS

- None

PROFESSIONAL CAREER STATS

Season	Team	League	GP	W	L	O/T	MIN	SO	AVG	SV%
2011-12	Peoria	AHL	1	0	1	0	60	0	3.02	.921
2013-14	Chicago	AHL	1	1	0	0	65	0	2.78	.912
2014-15	Chicago	AHL	45	25	15	4	2555	3	2.35	.916
2015-16	Chicago	AHL	41	17	18	5	2340	1	2.85	.907
	St. Louis	NHL	1	0	0	0	13	0	4.69	.750
2016-17	Chicago	AHL	32	16	7	3	1879	2	2.71	.911
2017-18	Providence	AHL	28	17	9	0	1606	1	2.05	.926
2018-19	St. Louis	NHL	32	24	5	1	1876	5	1.89	.927
	San Antonio	AHL	16	11	4	0	922	3	2.08	.927
NHL TOTALS			33	24	5	1	1889	5	1.91	.926



ST. LOUIS BLUES

CONTRACT STATUS

Two-year deal through 2020-21

DRAFTED

St. Louis' third round pick (88th overall) in 2011

CAREER FIRSTS

Game: Jan. 14, 2016 vs. Carolina

Win: Jan. 7, 2019 at Philadelphia

Shutout: Jan. 7, 2019 at Philadelphia

Game as Blue: Jan. 14, 2016 vs. Carolina

Win as Blue: Jan. 7, 2019 at Philadelphia

Shutout as a Blue: Jan. 7, 2019 at Philadelphia

REGULAR SEASON CAREER HIGHS

Longest Win Streak: 9 – Jan. 23 – Feb. 19, 2019

Longest Team Point Streak: 9 – (9-0-0) Jan. 23 – Feb. 19, 2019

Longest Shutout Sequence: 173:50 – Feb. 12 – Feb. 19, 2019

Most Shots Faced: 42 – Mar. 23, 2019 vs. Tampa Bay

Most Saves Made: 40 – Mar. 16, 2019 at Pittsburgh

PENALTY SHOTS

None

SHOOTOUTS

Record: 3-0, .909 SV% (10 for 11)

NHL AWARDS

2018-19 NHL All-Rookie Team (1st)

Career vs. NHL


	GP	W	L	OTL	SO	GAA	SV%
Vs. Anh	2	2.52	2	0	0	0	.875
Vs. Ari	2	1.01	1	1	0	1	.952
Vs. Bos	1	0.92	1	0	0	0	.969
Vs. Buf	--	--	--	--	--	--	--
Vs. Car	1	4.62	0	0	0	0	.750
Vs. Cgy	1	3.16	0	0	0	0	.833
Vs. Chi	--	--	--	--	--	--	--
Vs. Cls	1	2.00	1	0	0	0	.900
Vs. Col	1	1.85	1	0	0	0	.923
Vs. Dal	3	2.76	1	2	0	0	.879
Vs. Det	1	2.00	1	0	0	0	.909
Vs. Edm	1	2.00	1	0	0	0	.882
Vs. Fla	1	2.00	1	0	0	0	.917
Vs. LA	1	4.14	0	1	0	0	.862
Vs. Min	1	0.00	1	0	0	1	1.000
Vs. Mon	1	1.00	1	0	0	0	.966
Vs. NJ	1	3.00	1	0	0	0	.870
Vs. Nsh	2	1.00	2	0	0	1	.960
Vs. NYI	1	1.94	0	0	1	0	.920
Vs. NYR	1	3.10	0	1	0	0	.875
Vs. Ott	1	2.00	1	0	0	0	.933
Vs. Phi	2	1.50	2	0	0	1	.944
Vs. Pit	2	1.98	1	0	0	0	.944
Vs. SJ	--	--	--	--	--	--	--
Vs. TB	2	1.45	2	0	0	1	.959
Vs. Tor	1	1.97	1	0	0	0	.939
Vs. Van	1	1.85	1	0	0	0	.920
Vs. VGK	1	1.00	1	0	0	0	.960
Vs. Was	--	--	--	--	--	--	--
Vs. Wpg	--	--	--	--	--	--	--

REGULAR SEASON CAREER HOME/AWAY

	GP	MIN	W	L	OTL	SO	GAA	SV%
Home	19	1051	14	2	0	1	2.06	.921
Away	14	838	10	3	1	4	1.72	.933

NHL PLAYOFF STATS

Season	Team	GP	MIN	W	L	SO	GAA	SV%
2019	St. Louis	26	1560	16	10	1	2.46	.914
TOTALS		26	1560	16	10	1	2.46	.914



9

SAMMY BLAIS

(SAM-ee, BLAY)

LEFT WING

SHOOTS: Left **HEIGHT:** 6-2 **WEIGHT:** 209
BORN: 6-17-96 **BIRTHPLACE:** Montmagny, Quebec

2018-19 SEASON RECAP:

- Scored 2 goals and recorded 4 points, surpassing his totals from his 1st NHL season (1g, 3 pts in 2017-18)
- Scored the game-deciding shootout goal on his 1st career shootout attempt on Feb. 23 vs. Boston
- Made his NHL postseason debut on May 5 (Game 6 at Dallas), and scored his 1st career postseason goal
- Became the 12th player in franchise history to score a goal in his Stanley Cup Playoffs debut (first since Brad Boyes in Game 1 of the 2009 Conference Quarterfinals)
- Recorded 18 points (8g, 10a) in 26 games with San Antonio (AHL)
- Ranked 8th in the NHL with 70 hits during the postseason

CAREER HIGHLIGHTS:

- Scored his 1st career NHL goal on Nov. 25, 2017 vs. Minnesota, which came on the power play
- Recorded his 1st career NHL point on Oct. 19, 2017 at Colorado, which was an assist on Bortuzzo's game-winning goal
- In 2017-18, he recorded 40 points (17g, 23a) for San Antonio (AHL), which ranked 2nd on the team
- In 2014-15, ranked 2nd on the Victoriaville Tigres (QMJHL) with 82 points (34g, 48a)

PROFESSIONAL CAREER STATS

Season	Team	League	GP	G	A	Pts	PIM	+/-
2016-17	Chicago	AHL	75	26	17	43	58	11
2017-18	San Antonio	AHL	42	17	23	40	38	-10
	St. Louis	NHL	11	1	2	3	6	1
2018-19	St. Louis	NHL	32	2	2	4	6	-1
	San Antonio	AHL	26	8	10	18	55	-8
NHL TOTALS			43	3	4	7	12	0



ST. LOUIS BLUES

CONTRACT STATUS

One-year deal through 2019-20

DRAFTED

St. Louis' sixth round pick (176th overall) in 2014

CAREER FIRSTS

Game: Oct. 14, 2017 at Tampa Bay

Goal: Nov. 25, 2017 vs. Minnesota

Game as Blue: Oct. 14, 2017 at Tampa Bay

Goal as Blue: Nov. 25, 2017 vs. Minnesota

REGULAR SEASON CAREER HIGHS

Goals: 1 (3x) – last, Jan. 23, 2019 at Anaheim

Assists: 1 (4x) – last, Mar. 7, 2019 at Los Angeles

Points: 1 (7x) – last, Mar. 7, 2019 at Los Angeles

PIM: 4 – Dec. 1, 2018 at Arizona

Shots: 3 (2x) – last, Mar. 12, 2019 vs. Arizona

Goal Streak: 1 (3x) – last, Jan. 23, 2019 (1g)

Assist Streak: 1 (4x) – last, Mar. 7, 2019 (1a)

Point Streak: 1 (7x) – last, Mar. 7, 2019 (1a)

PENALTY SHOTS

None

SHOOTOUTS

1-1, 100%

Career vs. NHL


	GP	G	A	PTS	+/-	PIM
Vs. Anh	4	1	0	1	-1	0
Vs. Ari	2	0	0	0	0	4
Vs. Bos	2	0	0	0	1	0
Vs. Buf	--	--	--	--	--	--
Vs. Car	--	--	--	--	--	--
Vs. Cgy	1	0	0	0	1	0
Vs. Chi	3	0	0	0	1	2
Vs. Cls	--	--	--	--	--	--
Vs. Col	2	0	1	1	1	0
Vs. Dal	3	0	0	0	-1	0
Vs. Det	1	0	1	1	1	2
Vs. Edm	--	--	--	--	--	--
Vs. Fla	--	--	--	--	--	--
Vs. Lak	3	0	1	1	1	0
Vs. Min	3	1	0	1	-2	0
Vs. Mon	3	1	0	1	2	0
Vs. NJ	--	--	--	--	--	--
Vs. Nsh	3	0	1	1	2	2
Vs. NYI	--	--	--	--	--	--
Vs. NYR	--	--	--	--	--	--
Vs. Ott	1	0	0	0	0	0
Vs. Phi	--	--	--	--	--	--
Vs. Pit	--	--	--	--	--	--
Vs. SJ	3	0	0	0	-1	0
Vs. TB	1	0	0	0	0	0
Vs. Tor	1	0	0	0	0	0
Vs. Van	--	--	--	--	--	--
Vs. VGK	2	0	0	0	0	0
Vs. Was	1	0	0	0	1	0
Vs. Wpg	4	0	0	0	-6	2

NHL PLAYOFF STATS

Season	Team	GP	G	A	PTS	PIM
2019	St. Louis	15	1	2	3	10
TOTALS		15	1	2	3	10

NHL STATS BREAKDOWN

Season	Team	TOI/GM	PPG	SHG	GWG	FO%	S	S%	Hits	BkS
2017-18	St. Louis	10:46	1	0	0	-	9	11.1	15	2
2018-19	St. Louis	9:51	0	0	0	50.0	27	7.4	93	12
TOTALS		10:05	1	0	0	50.0	36	8.3	108	14



41

ROBERT BORTUZZO

(RAW-buhrt, bohr-TOOZ-oh)

DEFENSEMAN

SHOOTS: Right **HEIGHT:** 6-4 **WEIGHT:** 213
BORN: 3-18-89 **BIRTHPLACE:** Thunder Bay, Ontario

2018-19 SEASON RECAP:

- Led the Blues with 2:21 shorthanded time on ice per game
- Scored his 1st career postseason goal, which turned out to be the game-winner, on May 13 at San Jose (Game 2 of WCF)
- Dressed in his 300th career game on Jan. 10 vs. Montreal
- Signed a three-year contract extension on Dec. 15

CAREER HIGHLIGHTS:

- In 2017-18, he set career-highs with 4 goals, 13 points, and 72 games
- Served his 200th career penalty minute on Oct. 16, 2015 at Vancouver
- In 2014-15, he ranked fifth among defensemen and 20th overall with 93 PIM
- In 2013-14, he logged an NHL career-high 10 assists with Pittsburgh
- In 2010-11, he recorded a professional career-high 26 (4g, 22a) regular season points and was named to the AHL All-Star Game
- In 2007-08, he logged 18 (3g, 15a) regular season points and eight postseason assists, helping Kitchener capture the OHL Championship

CAREER TRANSACTIONS:

- Acquired by the Blues from Pittsburgh, along with a 2016 seventh round pick, in exchange for Ian Cole on Mar. 2, 2015

PROFESSIONAL CAREER STATS

Season	Team	League	GP	G	A	Pts	PIM	+/-
2009-10	Wilkes-Barre/Scranton	AHL	75	2	10	12	109	13
2010-11	Wilkes-Barre/Scranton	AHL	79	4	22	26	111	28
2011-12	Pittsburgh	NHL	6	0	0	0	2	1
	Wilkes-Barre/Scranton	AHL	51	3	9	12	61	9
2012-13	Wilkes-Barre/Scranton	AHL	31	1	3	4	34	4
	Pittsburgh	NHL	15	2	2	4	27	3
2013-14	Pittsburgh	NHL	54	0	10	10	74	-3
2014-15	Pittsburgh	NHL	38	2	4	6	68	-6
	St. Louis	NHL	13	1	1	2	25	-3
2015-16	St. Louis	NHL	40	2	1	3	52	2
2016-17	St. Louis	NHL	38	1	3	4	15	11
2017-18	St. Louis	NHL	72	4	9	13	41	11
2018-19	St. Louis	NHL	59	2	8	10	47	9
NHL TOTALS			335	14	38	52	351	25
ST. LOUIS TOTALS			222	10	22	32	180	30

CONTRACT STATUS

Three-year deal through 2021-22

DRAFTED

Pittsburgh's third round pick (78th overall) in 2007

CAREER FIRSTS

Game: Nov. 5, 2011 at Los Angeles

Goal: Feb. 2, 2011 vs. New Jersey

Game as Blue: Mar. 5, 2015 at Philadelphia

Goal as Blue: Mar. 24, 2015 at Pittsburgh

REGULAR SEASON CAREER HIGHS

Goals: 1 (14x) – last, Feb. 14, 2019 at Arizona

Assists: 2 – Dec. 21, 2013 vs. Calgary

Points: 2 (2x) – last, Oct. 19, 2017 at Colorado

PIM: 17 – Apr. 2, 2015 vs. Calgary

Shots: 6 (2x) – last, Mar. 7, 2015 at Toronto

Goal Streak: 2 – Mar. 10-12, 2018 (2g)

Assist Streak: 3 – Mar. 16-20, 2014 (3a)

Point Streak: 3 (2x) – last, Apr. 2-6, 2018 (1g, 2a)

PENALTY SHOTS

None

SHOOTOUTS

0-0, 0%

Career vs. NHL

	GP	G	A	PTS	+/-	PIM
Vs. Anh	8	1	1	2	3	4
Vs. Ari	13	1	1	2	-2	6
Vs. Bos	9	2	0	2	3	9
Vs. Buf	9	1	1	2	1	9
Vs. Car	13	2	0	2	4	15
Vs. Cgy	13	0	4	4	2	37
Vs. Chi	13	1	3	4	1	6
Vs. Cls	11	0	1	1	-4	17
Vs. Col	14	1	2	3	1	6
Vs. Dal	14	0	3	3	-2	15
Vs. Det	5	0	1	1	2	2
Vs. Edm	12	0	1	1	1	9
Vs. Fla	8	0	0	0	-3	2
Vs. LA	12	1	0	1	5	19
Vs. Min	18	0	0	0	-10	16
Vs. Mon	10	0	0	0	-3	8
Vs. NJ	14	1	1	2	1	25
Vs. Nsh	11	0	0	0	4	10
Vs. NYI	9	0	1	1	-2	11
Vs. NYR	17	0	2	2	-1	4
Vs. Ott	10	0	4	4	3	18
Vs. Phi	13	0	1	1	0	13
Vs. Pit	7	1	1	2	1	6
Vs. SJ	7	0	0	0	-2	2
Vs. STL	3	0	0	0	0	14
Vs. TB	9	0	0	0	1	4
Vs. Tor	7	1	2	3	5	11
Vs. Van	13	1	1	2	7	16
Vs. VGK	4	0	1	1	4	0
Vs. Was	15	0	3	3	2	18
Vs. Wpg	14	0	3	3	3	19

NHL PLAYOFF STATS

Season	Team	GP	G	A	PTS	PIM
2014	Pittsburgh	8	0	1	1	4
2016	St. Louis	5	0	1	1	2
2017	St. Louis	10	0	0	0	4
2019	St. Louis	17	2	0	2	30
TOTALS		40	2	2	4	40

NHL STATS BREAKDOWN

Season	Team	TOI/Gm	PPG	SHG	GWG	FO%	S	S%	Hits	BKS
2011-12	Pittsburgh	10:54	0	0	0	-	3	0.0	9	1
2012-13	Pittsburgh	13:17	0	0	0	-	10	20.0	18	14
2013-14	Pittsburgh	15:29	0	0	0	0.0	50	0.0	137	73
2014-15	Pittsburgh	15:28	0	0	0	100.0	37	5.4	116	44
	St. Louis	14:06	0	0	0	-	19	5.3	41	17
2015-16	St. Louis	13:16	0	0	0	-	47	4.3	93	42
2016-17	St. Louis	14:05	0	0	0	-	45	2.2	77	50
2017-18	St. Louis	14:48	0	0	1	-	76	5.3	121	108
2018-19	St. Louis	15:28	0	0	0	-	75	2.7	95	72
TOTALS		14:41	0	0	1	50.0	362	3.9	707	421



19

JAY BOUWMEESTER

(JAY, BOW-mee-stuhr)

DEFENSEMAN

SHOOTS: Left **HEIGHT:** 6-4 **WEIGHT:** 205

BORN: 9-27-83 **BIRTHPLACE:** Edmonton, Alberta

2018-19 SEASON RECAP:

- Recorded his 400th career point, which was also his 100th point as a Blue, on Oct. 27 vs. Chicago
- Set a career-high with 7 points (7a) during the postseason
- Shared 3rd in the NHL and 1st on the Blues during the postseason with a +9 rating
- Dressed in his 400th game as a Blue on Jan. 21 at Los Angeles

CAREER HIGHLIGHTS:

- Dressed in his 1,000th career game on Nov. 1, 2016 at NY Rangers
- 2015-16, he shared seventh overall in shorthanded ice time per game (3:14)
- In 2014-15, he became 15th active defenseman to appear in 900 career regular season games on Feb. 28 at Edmonton
- Iron man streak ended at 737 games (749 including playoffs) on Nov. 23, 2014 when the Blues visited Winnipeg. It stands as the fifth longest streak in NHL history
- In 2013-14, he ranked fifth among all defenseman with a +26 rating
- In 2011-12, led Florida in ice time per game (25:27) and led their defense with 29 points
- Set an NHL record for consecutive games played by a defenseman (496) on Mar. 15, 2011
- In 2008-09, led all defenseman averaging 26:59 of ice time per game, and represented the Eastern Conference at the 2009 NHL All-Star Game
- Appeared in his first career NHL All-Star Game in 2007
- Appeared in the American Hockey League's Calder Cup Finals in 2005
- Led rookies in average ice time per game (20:08), and was named to the NHL All-Rookie team in 2002-03

INTERNATIONAL CAREER HIGHLIGHTS:

- Two-time Olympian with Team Canada (2006, 2014), including winning the gold medal in 2014
- Won the bronze medal with Team Canada at the 2008 World Championships (WC), and gold at 2003 WC, where he was named the tournament's best defenseman and named to the all-tournament team
- Participated in the World Juniors (WJC) three times (2002 – silver, 2001 – bronze, 2000-bronze), including 2000, when he became the youngest player ever (16 yrs, 3 months) and the fourth 16-year old overall (Wayne Gretzky, Mario Lemieux, Jason Spezza) to represent Canada in a WJC

CAREER TRANSACTIONS:

- Traded to Calgary from Florida in exchange for Jordan Leopold and Phoenix's 3rd round pick (Josh Birkholz) in 2009 Entry Draft on June 27, 2009
- Acquired by the Blues from Calgary in exchange for Mark Cundari, Reto Berra and a 1st round pick (Emile Poirier) in the 2013 Entry Draft on April 1, 2013

PROFESSIONAL CAREER STATS

Season	Club	League	GP	G	A	Pts	PIM	+/-
2002-03	Florida	NHL	82	4	12	16	14	-29
2003-04	Florida	NHL	61	2	18	20	30	-15
	San Antonio	AHL	2	0	1	1	2	0
2004-05	San Antonio	AHL	64	4	13	17	50	4
	Chicago	AHL	18	6	3	9	12	4
2005-06	Florida	NHL	82	5	41	46	79	1
2006-07	Florida	NHL	82	12	30	42	66	23
2007-08	Florida	NHL	82	15	22	37	72	-5
2008-09	Florida	NHL	82	15	27	42	68	-2
2009-10	Calgary	NHL	82	3	26	29	48	-4
2010-11	Calgary	NHL	82	4	20	24	44	-2
2011-12	Calgary	NHL	82	5	24	29	26	-21
2012-13	Calgary	NHL	33	6	9	15	16	-11
	St. Louis	NHL	14	1	6	7	6	5
2013-14	St. Louis	NHL	82	4	33	37	20	26
2014-15	St. Louis	NHL	72	2	11	13	24	7
2015-16	St. Louis	NHL	72	3	16	19	18	-4
2016-17	St. Louis	NHL	81	1	14	15	28	6
2017-18	St. Louis	NHL	35	2	5	7	16	5
2018-19	St. Louis	NHL	78	3	14	17	40	-3
NHL TOTALS			1184	87	328	415	615	-23
ST. LOUIS TOTALS			434	16	99	115	152	42

CONTRACT STATUS

One-year deal through 2019-20

DRAFTED

Florida's first round pick (3rd overall) in 2002

CAREER FIRSTS

Game: Oct. 10, 2002 vs. Tampa Bay

Goal: Nov. 11, 2002 vs. Chicago

Game as Blue: Apr. 4, 2013 at Chicago

Goal as Blue: Apr. 16, 2013 vs. Vancouver

REGULAR SEASON CAREER HIGHS

Goals: 2 – Jan. 13, 2007 vs. Washington

Assists: 3 – Jan. 14, 2006 vs. Columbus

Points: 4 – Jan. 13, 2007 vs. Washington

PIM: 8 – Mar. 28, 2007 vs. Atlanta

Shots: 9 – Mar. 18, 2006 at Washington

Goal Streak: 4 – Jan. 8-17, 2009 (4g)

Assist Streak: 6 – Jan. 25-Feb. 7, 2006 (7a)

Point Streak: 6 (2x) – last, Jan. 4-17, 2009 (4g, 3a)

Games Played streak: 737 – Mar. 6, 2004–Nov. 22, 2014

PENALTY SHOTS

None

SHOOTOUTS

0-3, 0%

ALL-STAR GAMES

2007, 2009

NHL AWARDS

2003 NHL All-Rookie Team

Career vs. NHL


	GP	G	A	PTS	+/-	PIM
Vs. Anh	33	2	7	9	-2	4
Vs. Ari	32	0	10	10	6	8
Vs. Bos	33	2	11	13	1	24
Vs. Buf	36	0	11	11	10	22
Vs. Car	51	7	18	25	3	40
Vs. Cgy	18	2	7	9	6	6
Vs. Chi	41	5	13	18	-7	22
Vs. Cls	30	3	13	16	-8	14
Vs. Col	47	3	13	16	13	30
Vs. Dal	45	3	15	18	-9	14
Vs. Det	31	3	8	11	10	14
Vs. Edm	36	4	15	19	16	16
Vs. Fla	11	0	3	3	2	4
Vs. LA	32	0	6	6	-14	6
Vs. Min	50	1	13	14	3	22
Vs. Mon	38	3	12	15	9	30
Vs. NJ	34	4	5	9	-6	8
Vs. Nsh	43	1	9	10	-11	28
Vs. NYI	33	4	9	13	-5	8
Vs. NYR	34	3	12	15	-13	18
Vs. Ott	39	2	7	9	-10	22
Vs. Phi	35	3	5	8	-6	18
Vs. Pit	34	2	12	14	10	23
Vs. SJ	32	6	7	13	0	12
Vs. STL	20	0	1	1	-4	12
Vs. TB	51	6	24	30	5	34
Vs. Tor	36	3	6	9	3	20
Vs. Van	39	2	6	8	-12	24
Vs. VGK	1	0	0	0	-1	0
Vs. Was	49	6	15	21	-6	34
Vs. Wpg	62	4	21	25	-3	38

NHL PLAYOFF STATS

Season	Team	GP	G	A	PTS	PIM
2013	St. Louis	6	0	1	1	0
2014	St. Louis	6	0	1	1	2
2015	St. Louis	6	0	0	0	2
2016	St. Louis	20	0	4	4	24
2017	St. Louis	11	0	0	0	4
2019	St. Louis	26	0	7	7	18
TOTALS		75	0	13	13	50

NHL STATS BREAKDOWN

Season	Team	TOI/Gm	PPG	SHG	GWG	FO%	S	S%	Hits	BkS
2002-03	Florida	19:46	2	0	0	-	110	3.6	-	-
2003-04	Florida	23:02	0	0	0	-	85	2.4	-	-
2005-06	Florida	25:29	0	0	0	0.0	189	2.6	77	105
2006-07	Florida	26:09	3	0	3	-	174	6.9	143	129
2007-08	Florida	27:28	4	0	0	-	182	8.2	105	118
2008-09	Florida	26:59	9	0	2	-	182	8.2	115	128
2009-10	Calgary	25:55	1	0	0	-	130	2.3	73	126
2010-11	Calgary	25:59	1	0	1	-	121	3.3	72	134
2011-12	Calgary	25:57	2	0	1	-	107	4.7	69	118
2012-13	Calgary	25:10	1	0	0	-	55	10.9	33	51
	St. Louis	23:24	0	0	0	-	24	4.2	8	10
2013-14	St. Louis	24:03	1	0	0	75	152	2.6	51	106
2014-15	St. Louis	22:40	0	0	0	-	92	2.2	42	99
2015-16	St. Louis	23:07	1	0	0	-	105	2.9	71	110
2016-17	St. Louis	22:24	0	0	0	-	106	0.9	67	111
2017-18	St. Louis	20:08	0	0	0	-	45	4.4	29	58
2018-19	St. Louis	20:44	0	0	1	-	82	3.7	61	127
TOTALS		24:15	25	0	8	60.0	1941	4.5	1,016	1530



21

TYLER BOZAK

(TIGH-luhr, BOH-zak)

CENTER

SHOOTS: Right **HEIGHT:** 6-1 **WEIGHT:** 193
BORN: 3-19-86 **BIRTHPLACE:** Regina, Saskatchewan

2018-19 SEASON RECAP:

- Among players to take at least 175 faceoffs during the postseason, he ranked 3rd in the NHL (54.0 FOW%)
- Recorded a career-high 5 goals, 8 assists, and 13 points during the postseason
- Reached at least 25 assists for the 3rd straight season (6th total)
- Dressed in his 600th career game on Oct. 17 at Montreal
- Recorded 400th career point on Mar. 30 at New Jersey

CAREER HIGHLIGHTS:

- Recorded a career-high 55 points, including 37 assist, in 2016-17
- Was named the NHL's Third Star for the week ending Dec. 28, 2015
- Posted 12 power play goals in 2014-15, finishing 9th overall
- Finished 1st overall in shooting percentage (21.1) in 2013-14
- Finished 7th overall in shooting percentage (19.7) in 2012-13
- Captured the NCAA Championship with the University of Denver in 2008
- Named to the NCAA All-Rookie Team and was selected a NCAA Third Team All-Star in 2007-08

CAREER TRANSACTIONS:

- Signed by the Blues as a free agent on July 1, 2018

PROFESSIONAL CAREER STATS

Season	Team	League	GP	G	A	Pts	PIM	+/-
2009-10	Toronto	NHL	37	8	19	27	6	-5
2010-11	Toronto	NHL	82	15	17	32	14	-29
2011-12	Toronto	NHL	73	18	29	47	22	-7
2012-13	Toronto	NHL	46	12	16	28	6	-1
2013-14	Toronto	NHL	58	19	30	49	14	2
2014-15	Toronto	NHL	82	23	26	49	44	-34
2015-16	Toronto	NHL	57	12	23	35	18	-9
2016-17	Toronto	NHL	78	18	37	55	30	-1
2017-18	Toronto	NHL	81	11	32	43	28	6
2018-19	St. Louis	NHL	72	13	25	38	20	-3
NHL TOTALS			666	149	254	403	202	-81
ST. LOUIS TOTALS			72	13	25	38	20	-3

CONTRACT STATUS

Three-year deal through 2020-21

DRAFTED

Undrafted

CAREER FIRSTS

Game: Oct. 13, 2009 vs. Colorado

Goal: Jan. 14, 2010 vs. Philadelphia

Game as Blue: Oct. 4, 2018 vs. Winnipeg

Goal as Blue: Oct. 14, 2018 vs. Anaheim

REGULAR SEASON CAREER HIGHS

Goals: 3 (2x) – last, Dec. 21, 2015 at Colorado

Assists: 4 – Nov. 15, 2016 vs. Nashville

Points: 4 (3x) – last, Dec. 19, 2017 vs. Carolina

PIM: 24 – Mar. 16, 2015 at Edmonton

Shots: 7 – Mar. 5, 2014 at NY Rangers

Goal Streak: 3 (2x) – last, Nov. 22-29, 2014 (5g)

Assist Streak: 5 – Nov. 17 – Dec. 29, 2013 (7a)

Point Streak: 8 – Nov. 27 – Jan. 7, 2014 (3g, 8a)

PENALTY SHOTS

None

SHOOTOUTS

22-49, 44.9%

ALL-STAR GAMES

None

Career vs. NHL


	GP	G	A	PTS	+/-	PIM
Vs. Anh	14	9	8	17	3	2
Vs. Ari	12	0	3	3	-3	0
Vs. Bos	39	7	13	20	-8	4
Vs. Buf	33	7	14	21	9	8
Vs. Car	29	3	16	19	-6	6
Vs. Cgy	14	3	2	5	1	6
Vs. Chi	15	4	2	6	-5	6
Vs. Cls	19	2	7	9	0	8
Vs. Col	16	6	9	15	2	4
Vs. Dal	13	3	7	10	-7	2
Vs. Det	22	3	8	11	1	8
Vs. Edm	16	2	9	11	7	26
Vs. Fla	33	8	8	16	-13	12
Vs. LA	14	3	3	6	-7	6
Vs. Min	14	2	2	4	-4	6
Vs. Mon	36	11	13	24	-10	18
Vs. NJ	31	10	11	21	4	4
Vs. Nsh	16	4	8	12	5	10
Vs. NYI	26	3	9	12	-4	4
Vs. NYR	27	5	14	19	-13	6
Vs. Ott	39	15	14	29	15	10
Vs. Phi	28	5	9	14	-10	10
Vs. Pit	26	12	10	22	-1	6
Vs. SJ	16	1	5	6	-4	4
Vs. STL	12	2	4	6	-2	4
Vs. TB	33	8	16	24	-2	8
Vs. Tor	2	0	2	2	-1	0
Vs. Van	14	4	7	11	-8	0
Vs. VGK	5	1	2	3	0	0
Vs. Was	26	5	7	12	-10	4
Vs. Wpg	26	1	12	13	-10	10

NHL PLAYOFF STATS

Season	Team	GP	G	A	PTS	PIM
2013	Toronto	5	1	1	1	4
2017	Toronto	6	2	2	4	4
2018	Toronto	7	2	2	4	6
2019	St. Louis	26	5	8	13	8
TOTALS		44	10	13	23	22

NHL STATS BREAKDOWN

Season	Team	TOI/Gm	PPG	SHG	GWG	FO%	S	S%	Hits	BKS
2009-10	Toronto	19:14	2	0	1	55.2	51	15.7	52	15
2010-11	Toronto	19:17	6	1	4	54.6	120	12.5	85	48
2011-12	Toronto	18:51	4	0	1	52.7	109	16.5	117	34
2012-13	Toronto	20:19	4	1	3	52.6	61	19.7	65	23
2013-14	Toronto	20:57	5	1	1	48.7	90	21.1	62	42
2014-15	Toronto	19:09	12	2	3	53.2	154	14.9	83	46
2015-16	Toronto	17:20	3	0	1	56.4	99	12.1	46	24
2016-17	Toronto	16:26	7	0	1	56.7	145	12.4	45	26
2017-18	Toronto	15:39	3	0	2	53.6	154	7.1	43	28
2018-19	St. Louis	16:21	2	0	3	54.3	141	9.2	52	33
TOTALS		18:10	48	5	20	53.6	1124	13.3	650	319



29

VINCE DUNN

(VINCE, DUHN)

DEFENSEMAN

SHOOTS: Left **HEIGHT:** 6-0 **WEIGHT:** 208

BORN: 10-29-96 **BIRTHPLACE:** Mississauga, Ontario

2018-19 SEASON RECAP:

- Recorded his first career multi-goal game on Mar. 16 at Pittsburgh
- His 12 goals, 23 assists, 35 points, and +14 rating all surpassed his totals from his rookie season
- Shared 6th in the NHL among defensemen with 9 goals in 2019
- Scored his 1st career postseason goal in Game 7 vs. Dallas (Conference Semifinals)

CAREER HIGHLIGHTS:

- In 2017-18, he shared 5th among rookie defensemen with 5 goals, ranked 6th with 24 points, and ranked 1st with 29 takeaways
- On Mar. 18, 2018 at Chicago, he became the first Blues rookie defenseman with a 4-point game (1g, 3a) since Rik Wilson on Jan. 16, 1982 vs. Chicago (4a)
- In 2017-18, he became the first Blues rookie defenseman with multiple games with 3 or more points in a season since Erik Johnson in 2007-08
- The only rookie defenseman to score a regular season OT goal in franchise history (Jan. 16, 2018 at Toronto)
- First Blues rookie defenseman to score an OT goal (Jan. 16, 2018 at Toronto) since Bryce Salvador scored in overtime in Game 5 of the first round in the 2001 Stanley Cup Playoffs vs. San Jose
- Posted 2 points (1g, 1a) in 2 games with the Chicago Wolves in 2017-18
- Posted 6 points (1g, 5a) in 10 postseason games with the Chicago Wolves in 2016-17
- Led Chicago Wolves defensemen and ranked 4th on the team with 45 points in 2016-17
- Posted 45 points (13g, 32a), 71 PIM, and had a +15 rating with the Chicago Wolves in 2016-17, his first professional season
- Appeared in 27 career OHL playoffs games with the Niagara IceDogs, posting 23 points (11g, 12a)
- Recorded 132 points (35g, 97a) in 183 career games in the OHL with the Niagara IceDogs from 2013 to 2016
- Appeared in the 2014-15 CHL Top Prospects Game

INTERNATIONAL CAREER HIGHLIGHTS:

- World Championships 2018

PROFESSIONAL CAREER STATS

Season	Team	League	GP	G	A	Pts	PIM	+/-
2016-17	Chicago	AHL	72	13	32	45	71	15
2017-18	St. Louis	NHL	75	5	19	24	20	1
	Chicago	NHL	2	1	1	2	2	0
2018-19	St. Louis	NHL	78	12	23	35	45	14
NHL TOTALS			153	17	42	59	65	15

CONTRACT STATUS

Three-year entry level contract through 2019-20

DRAFTED

St. Louis' second round selection, 56th overall, in 2015

CAREER FIRSTS

Game: Oct. 4, 2017 at Pittsburgh

Goal: Oct. 12, 2017 at Florida

Game as Blue: Oct. 4, 2017 at Pittsburgh

Goal as Blue: Oct. 12, 2017 at Florida

REGULAR SEASON CAREER HIGHS

Goals: 2 – Mar. 16, 2019 at Pittsburgh

Assists: 3 (2x) – last, Mar. 18, 2018 at Chicago

Points: 4 – Mar. 18, 2018 at Chicago

PIM: 5 – Nov. 30, 2018 at Colorado

Shots: 7 – Jan. 16, 2018 at Toronto

Goal Streak: 1 (16x) – last, Mar. 30, 2019 (1g)

Assist Streak: 3 (3x) – last, Mar. 19-23, 2019 (3a)

Point Streak: 3 (4x) – last, Mar. 19-23, 2019 (3a)

PENALTY SHOTS

None

SHOOTOUTS

None

Career vs. NHL


	GP	G	A	PTS	+/-	PIM
Vs. Anh	6	0	0	0	2	0
Vs. Ari	6	0	2	2	-1	0
Vs. Bos	4	0	0	0	-2	2
Vs. Buf	4	0	1	1	2	0
Vs. Car	4	1	1	2	-1	4
Vs. Cgy	5	0	3	3	2	0
Vs. Chi	8	1	5	6	-3	0
Vs. Cls	4	0	1	1	-1	4
Vs. Col	9	1	5	6	-1	7
Vs. Dal	8	0	1	1	-3	0
Vs. Det	4	0	2	2	0	2
Vs. Edm	6	0	2	2	2	8
Vs. Fla	3	2	1	3	3	2
Vs. LA	6	0	3	3	3	2
Vs. Min	7	1	1	2	-1	0
Vs. Mon	2	1	0	1	1	0
Vs. NJ	3	1	0	1	2	2
Vs. Nsh	9	1	0	1	2	2
Vs. NYI	4	0	2	2	-1	0
Vs. NYR	4	0	1	1	0	0
Vs. Ott	4	1	1	2	2	4
Vs. Phi	3	0	1	1	4	0
Vs. Pit	4	2	0	2	2	2
Vs. SJ	6	0	3	3	0	4
Vs. TB	4	0	1	1	1	2
Vs. Tor	4	1	0	1	2	0
Vs. Van	6	0	2	2	-1	4
Vs. VGK	5	0	1	1	3	2
Vs. Was	3	1	1	2	-2	2
Vs. Wpg	8	3	1	4	-1	10

NHL PLAYOFF STATS

Season	Team	GP	G	A	PTS	PIM
2019	St. Louis	20	2	6	8	8
TOTALS		20	2	6	8	8

NHL STATS BREAKDOWN

Season	Team	TOI/GM	PPG	SHG	GWG	FO%	S	S%	Hits	BkS
2017-18	St. Louis	17:14	2	0	1	100.0	138	3.6	29	59
2018-19	St. Louis	17:32	3	0	4	0.0	150	8.0	48	68
TOTALS		17:23	5	0	5	50.0	288	5.9	77	127



15

ROBBY FABBRI

(RAW-bee, FAB-ree)

FORWARD

SHOOTS: Left **HEIGHT:** 5-10 **WEIGHT:** 180
BORN: 1-22-96 **BIRTHPLACE:** Mississauga, Ontario

2018-19 SEASON RECAP:

- Played in his first game since Feb. 4, 2017 and recorded an assist on his first shift on Nov. 1 vs. Vegas
- Scored his 1st goal of the season on Nov. 6 vs. Carolina, which was his 1st NHL goal since Dec. 28, 2016
- Scored the Blues' 1st goal of the Conference Semifinals vs. Dallas, his only goal of the postseason

CAREER HIGHLIGHTS:

- Is the youngest Blue to ever score in a Game 7 (May 11, 2016 at Dallas)
- On May 11, 2016 at Dallas, he became the youngest player in NHL history to record 3 points in a Game 7 (20 yrs, 110 days)
- Recorded his first career hat trick on Dec. 28, 2016 vs. Philadelphia
- Dressed in his 100th career game on Dec. 11, 2016 at Minnesota
- Posted 15 points in 20 2016 postseason games – the second most by a Blues rookie in a single playoff season (1. Joe Mullen, 18 in 1982)
- In 2015-16, he shared sixth among all rookies with 18 goals
- In 2014-15, he made his professional debut with Chicago (AHL), recording four points in three regular season games
- In the 2014 postseason, he logged 28 points in 16 OHL playoff games, helping the Guelph Storm capture the OHL Championship
- For his 2014 postseason efforts, he earned the Wayne Gretzky 99 Award as the OHL Playoff MVP
- In 2013-14, he ranked second on the Storm with 87 points in 58 regular season games

INTERNATIONAL CAREER HIGHLIGHTS:

- Posted six points in five games with Canada at the 2014-15 World Junior Championships, helping the team capture the gold medal
- Earned a gold medal with Canada at the 2013-14 Ivan Hlinka Memorial Tournament

CAREER TRANSACTIONS:

- None

PROFESSIONAL CAREER STATS

Season	Team	League	GP	G	A	Pts	PIM	+/-
2014-15	Chicago	AHL	3	1	3	4	2	0
2015-16	St. Louis	NHL	72	18	19	37	25	-2
2016-17	St. Louis	NHL	51	11	18	29	27	-16
2018-19	St. Louis	NHL	32	2	4	6	6	-4
NHL TOTALS			155	31	41	72	58	-22

CONTRACT STATUS

One-year deal through 2019-20

DRAFTED

St. Louis' first round pick (21st overall) in 2014

CAREER FIRSTS

Game: Oct. 8, 2015 vs. Edmonton

Goal: Oct. 8, 2015 vs. Edmonton

Game as Blue: Oct. 8, 2015 vs. Edmonton

Goal as Blue: Oct. 8, 2015 vs. Edmonton

REGULAR SEASON CAREER HIGHS

Goals: 3 – Dec. 28, 2016 vs. Philadelphia

Assists: 2 (4x) – last, Jan. 2, 2017 vs. Chicago

Points: 3 – Dec. 28, 2016 vs. Philadelphia

PIM: 5 (2x) – last, Nov. 15, 2016 vs. Buffalo

Shots: 6 – Jan. 31, 2017 vs. Winnipeg

Goal Streak: 3 – Dec. 21-26, 2016 (3g)

Assist Streak: 3 – Feb. 16-20, 2016 (4a)

Point Streak: 4 (2x) – last, Nov. 12-19, 2016 (3g, 2a)

PENALTY SHOTS

None

SHOOTOUTS

0-6

Career vs. NHL


	GP	G	A	PTS	+/-	PIM
Vs. Anh	4	1	2	3	1	0
Vs. Ari	3	0	2	2	1	0
Vs. Bos	4	1	0	1	-1	0
Vs. Buf	3	2	0	2	1	5
Vs. Car	5	2	2	4	-2	4
Vs. Cgy	4	0	2	2	-3	4
Vs. Chi	9	1	4	5	3	4
Vs. Cls	4	2	0	2	-1	2
Vs. Col	7	1	0	1	0	0
Vs. Dal	12	2	3	5	4	6
Vs. Det	4	0	1	1	-3	2
Vs. Edm	4	1	1	2	-2	2
Vs. Fla	2	1	1	2	-1	2
Vs. LA	6	1	0	1	-1	0
Vs. Min	13	1	4	5	-9	8
Vs. Mon	3	1	2	3	3	2
Vs. NJ	4	2	2	4	0	0
Vs. Nsh	11	2	2	4	-1	0
Vs. NYI	4	1	1	2	1	4
Vs. NYR	5	0	2	2	-6	0
Vs. Ott	4	0	0	0	-2	0
Vs. Phi	4	5	1	6	5	0
Vs. Pit	4	1	1	2	1	0
Vs. SJ	7	1	2	3	-3	2
Vs. TB	4	1	2	3	1	9
Vs. Tor	3	0	1	1	-4	0
Vs. Van	4	1	1	2	2	0
Vs. Was	5	0	0	0	-7	0
Vs. Wpg	7	0	1	1	-2	2

NHL PLAYOFF STATS

Season	Team	GP	G	A	PTS	PIM
2016	St. Louis	20	4	11	15	6
2019	St. Louis	10	1	0	1	0
TOTALS		20	2	6	8	8

NHL STATS BREAKDOWN

Season	Team	TOI/Gm	PPG	SHG	GWG	FO%	S	S%	Hits	BkS
2015-16	St. Louis	13:19	2	0	3	40.0	114	15.8	51	9
2016-17	St. Louis	15:37	4	0	0	54.2	91	12.1	64	14
2018-19	St. Louis	12:39	0	0	1	28.6	43	4.7	30	8
TOTALS		13:56	6	0	4	43.4	248	12.5	145	31



72 JUSTIN FAULK

(JUHS-tihn, FAWLK)
FORWARD

SHOOTS: Right **HEIGHT:** 6-0 **WEIGHT:** 217
BORN: 3-20-92 **BIRTHPLACE:** South St. Paul, MN

2018-19 SEASON RECAP:

- Posted 35 points (11g, 24a) with the Carolina Hurricanes
- Posted a career-high +9 rating
- Appeared in his 1st career postseason, posting 8 points (1g, 7a) in 15 games
- Dressed in all 97 of the Hurricanes' games (reg. + post.)
- Reached at least 10 goals for the 4th time in his career

CAREER HIGHLIGHTS:

- Ranks 1st in Carolina Hurricanes' history among defensemen in goals (85), assists (173), points (258), and power play goals (40)
- Ranks 2nd in Hurricanes' franchise history among defensemen with 559 games played
- Shared 2nd among all defensemen in the NHL with 12 power play goals in 2015-16 (1. Weber, 14)
- Shared 2nd in the NHL among defensemen with 17 goals in 2016-17
- Captained the Carolina Hurricanes during the 2017-18 season
- Won the NCAA Championship in 2010-11 with the University of Minnesota-Duluth, posting 33 points (8g, 25a) in 39 games

INTERNATIONAL CAREER HIGHLIGHTS:

- Won a Bronze Medal with Team USA at the 2011 World Junior Championship, posting 4 points (1g, 3a) in 6 games
- Has won 2 Bronze Medals with Team USA at the World Championships (2013 & 2015)
- His 6 assists at the 2013 World Championships led all defensemen

CAREER TRANSACTIONS:

- Acquired by the Blues, along with a 2020 5th round pick, from Carolina in exchange for Joel Edmundson, Dominik Bokk and a 2021 7th round pick, on Sept. 24, 2019

PROFESSIONAL CAREER STATS

Season	Team	League	GP	G	A	Pts	PIM	+/-
2011-12	Carolina	NHL	66	8	14	22	29	-16
	Charlotte	AHL	12	2	4	6	11	-3
2012-13	Charlotte	AHL	31	5	19	24	16	2
	Carolina	NHL	38	5	10	15	15	1
2013-14	Carolina	NHL	76	5	27	32	37	-9
2014-15	Carolina	NHL	82	15	34	49	30	-19
2015-16	Carolina	NHL	64	16	21	37	27	-22
2016-17	Carolina	NHL	75	17	20	37	32	-18
2017-18	Carolina	NHL	76	8	23	31	48	-26
2018-19	Carolina	NHL	82	11	24	35	47	9
NHL TOTALS			559	85	173	258	265	-100



ST. LOUIS BLUES

CONTRACT STATUS

Seven-year deal through 2024-25

DRAFTED

Carolina's second round pick (37th overall) in 2010

CAREER FIRSTS

Game: Oct. 7, 2011 vs. Tampa Bay

Goal: Dec. 9, 2011 at Winnipeg

Game as Blue: TBD

Goal as Blue: TBD

REGULAR SEASON CAREER HIGHS

Goals: 3 – Feb. 13, 2018 vs. Los Angeles

Assists: 3 – Feb. 7, 2015 at San Jose

Points: 3 (6x) – last, Feb. 13, 2018 vs. Los Angeles

PIM: 7 (2x) – last, Dec. 3, 2015 vs. New Jersey

Shots: 9 (3x) – last, Mar. 27, 2017 vs. Detroit

Goal Streak: 2 (9x) – last, Apr. 4-6, 2019 (2g)

Assist Streak: 3 (9x) – last, Dec. 14-20, 2018 (3a)

Point Streak: 7 – Nov. 12-25, 2015 (3g, 6a)

PENALTY SHOTS

None

SHOOTOUTS

0-1

ALL-STAR GAMES

2015, 2016, 2017

NHL AWARDS

2011-12 NHL All-Rookie Team (1st)

Career vs. NHL


	GP	G	A	PTS	+/-	PIM
Vs. Anh	13	1	5	6	-11	7
Vs. Ari	13	2	6	8	12	18
Vs. Bos	19	3	9	12	1	6
Vs. Buf	21	6	6	12	-1	10
Vs. Cgy	13	1	2	3	-13	4
Vs. Chi	11	1	3	4	0	4
Vs. Cls	25	4	6	10	-9	10
Vs. Col	13	2	1	3	2	6
Vs. Dal	12	5	3	8	-4	6
Vs. Det	19	5	12	17	-9	6
Vs. Edm	13	0	11	11	2	8
Vs. Fla	27	3	5	8	1	13
Vs. LA	13	5	1	6	-4	2
Vs. Min	12	1	5	6	-1	4
Vs. Mon	23	0	7	7	-12	16
Vs. NJ	25	5	5	10	-6	25
Vs. Nsh	14	2	6	8	-5	2
Vs. NYI	31	4	7	11	-5	12
Vs. NYR	28	1	8	9	-14	16
Vs. Ott	20	4	7	11	9	4
Vs. Phi	30	7	13	20	-2	6
Vs. Pit	28	3	7	10	-9	10
Vs. SJ	11	2	3	5	-4	2
Vs. STL	12	2	2	4	-2	8
Vs. TB	23	4	4	8	-10	4
Vs. Tor	23	3	11	14	4	13
Vs. Van	13	2	4	6	-1	2
Vs. VGK	4	1	1	2	4	4
Vs. Was	32	4	9	13	-4	21
Vs. Wpg	18	2	4	6	-9	16

NHL PLAYOFF STATS

Season	Team	GP	G	A	PTS	PIM
2019	St. Louis	15	1	7	8	4
TOTALS		15	1	7	8	4

NHL STATS BREAKDOWN

Season	Team	TOI/Gm	PPG	SHG	GWG	FO%	S	S%	Hits	BkS
2011-12	Carolina	22:51	5	0	2	-	101	7.9	113	85
2012-13	Carolina	24:00	1	1	0	-	76	6.6	63	47
2013-14	Carolina	23:25	2	0	1	-	152	3.3	94	102
2014-15	Carolina	24:26	7	2	4	-	238	6.3	157	114
2015-16	Carolina	24:03	12	0	4	0.0	184	8.7	109	65
2016-17	Carolina	23:08	4	0	2	-	225	7.6	117	84
2017-18	Carolina	22:16	3	0	3	-	211	3.8	128	90
2018-19	Carolina	22:25	6	0	3	-	217	5.1	156	121
TOTALS		23:16	40	3	19	0.0	1404	6.1	937	708



4

CARL GUNNARSSON

(KARL, GUHN-nuhr-suhn)

DEFENSEMAN

SHOOTS: Left **HEIGHT:** 6-2 **WEIGHT:** 200

BORN: 11-9-86 **BIRTHPLACE:** Orebro, Sweden

2018-19 SEASON RECAP:

- Recorded a career-high 5-game point streak from Jan. 7-19 (2g, 3a)
- Scored his 1st career postseason goal in OT in Game 2 of the Stanley Cup Final at Boston, which was the Blues' 1st Stanley Cup Final win in franchise history
- Became the 3rd player in NHL history to score his 1st career playoff goal in overtime of the Stanley Cup Final, joining Chicago's Cy Wentworth in Game 3 of the 1931 Final at Montreal, and Montreal's Brian Skrudland in Game 2 of the 1986 Final at Calgary
- Recorded his 1st career multi-point postseason game in Game 2 at Boston in the Stanley Cup Final

CAREER HIGHLIGHTS:

- In 2017-18, he set career-highs with 5 goals, 2 game-winning goals, and a +15 rating
- Dressed in his 500th career game on Oct. 18, 2017 vs. Chicago
- In 2014-15, ranked 2nd among Blues defensemen with a +10 rating
- Led the Maple Leafs' defense with a career-best +12 rating
- In 2012-13, he dressed in 37 games for Toronto and 10 games for Orebro (Swe-1). He appeared in his 200th NHL game on Feb. 27 vs. Montreal and made his NHL playoff debut on May 1 at Boston
- Led the Maple Leafs with 152 blocked shots and ranked second in average ice time (21:42) in 2011-12
- Posted a career-high 20 points (4g, 16a) in 68 games with Toronto in 2010-11
- Led Toronto in plus/minus (+8) in 2009-10

INTERNATIONAL CAREER HIGHLIGHTS:

- Appeared in nine games for Sweden at the 2011 World Championships, posting two assists and helping the club capture the Silver Medal
- Earned a bronze medal with Sweden at the 2010 World Championships
- Logged two goals in six games for Sweden at the 2009 World Championships, earning a bronze medal
- Made his first international appearance with Sweden at the 2004 U-18 World Juniors

CAREER TRANSACTIONS:

- Acquired by the Blues along with a 2014 fourth round pick (Ville Husso) from Toronto in exchange for Roman Polak on June 30, 2014
- Signed by Orebro (Swe-1) as a free agent on Nov. 12, 2012

PROFESSIONAL CAREER STATS

Season	Team	League	GP	G	A	Pts	PIM	+/-
2009-10	Toronto	NHL	43	3	12	15	10	8
	Toronto	AHL	12	0	2	2	2	-2
2010-11	Toronto	NHL	68	4	16	20	14	-2
2011-12	Toronto	NHL	76	4	15	19	20	-9
2012-13	Toronto	NHL	37	1	14	15	14	5
2013-14	Toronto	NHL	80	3	14	17	34	13
2014-15	St. Louis	NHL	61	2	10	12	2	10
2015-16	St. Louis	NHL	72	3	6	9	31	7
2016-17	St. Louis	NHL	56	0	6	6	4	-5
2017-18	St. Louis	NHL	63	5	4	9	22	15
2018-19	St. Louis	NHL	25	3	4	7	6	8
NHL TOTALS			581	28	101	129	157	49
ST. LOUIS TOTALS			277	13	30	43	65	35

CONTRACT STATUS

Two-year deal through 2020-21

DRAFTED

Toronto's seventh round pick (194th overall) in 2007

CAREER FIRSTS

Game: Nov. 14, 2009 vs. Calgary

Goal: Jan. 29, 2010 at New Jersey

Game as Blue: Oct. 28, 2014 at Dallas

Goal as Blue: Nov. 13, 2014 vs. Nashville

REGULAR SEASON CAREER HIGHS

Goals: 1 (28x) – last, Feb. 2, 2019 at Columbus

Assists: 3 – Nov. 25, 2009 at Tampa Bay

Points: 3 (2x) – last, Jan. 24, 2013 vs. NY Islanders

PIM: 9 – Jan. 4, 2016 vs. Ottawa

Shots: 5 – Feb. 26, 2011 vs. Pittsburgh

Goal Streak: 2 (2x) – last, Jan. 17-19, 2019 (2g)

Assist Streak: 4 – Mar. 29-Apr.5, 2011 (4a)

Point Streak: 5 – Jan. 7-19, 2019 (2g, 3a)

PENALTY SHOTS

Oct. 10, 2013 vs. Pekka Rinne (NSH), unsuccessful

SHOOTOUTS

0-0, 0%

Careers. NHL


	GP	G	A	PTS	+/-	PIM
Vs. Anh	12	1	3	4	2	4
Vs. Ari	12	2	2	4	2	0
Vs. Bos	25	3	8	11	-8	8
Vs. Buf	30	1	6	7	5	16
Vs. Car	20	0	2	2	4	6
Vs. Cgy	14	0	2	2	4	0
Vs. Chi	18	0	2	2	-5	0
Vs. Cls	12	0	1	1	-3	2
Vs. Col	17	1	3	4	11	6
Vs. Dal	21	1	2	3	1	8
Vs. Det	11	0	1	1	1	2
Vs. Edm	14	0	2	2	4	2
Vs. Fla	23	0	3	3	-7	0
Vs. LA	13	2	0	2	8	0
Vs. Min	19	1	0	1	-3	6
Vs. Mon	26	0	3	3	-8	4
Vs. NJ	21	1	2	3	6	0
Vs. Nsh	19	1	4	5	3	8
Vs. NYI	19	2	6	8	11	6
Vs. NYR	22	1	3	4	-3	4
Vs. Ott	28	0	5	5	3	19
Vs. Phi	23	0	4	4	0	10
Vs. Pit	20	2	5	7	1	8
Vs. SJ	14	1	2	3	-5	2
Vs. STL	4	1	0	1	0	4
Vs. TB	23	1	10	11	6	8
Vs. Tor	8	0	1	1	7	2
Vs. Van	14	1	4	5	8	0
Vs. VGK	2	0	0	0	2	0
Vs. Was	20	1	6	7	-5	6
Vs. Wpg	32	1	5	6	-1	10

NHL PLAYOFF STATS

Season	Team	GP	G	A	PTS	PIM
2013	Toronto	7	0	1	1	0
2015	St. Louis	6	0	0	0	0
2016	St. Louis	19	0	2	2	7
2017	St. Louis	11	0	0	0	2
2019	St. Louis	19	1	2	3	4
TOTALS		62	1	5	6	13

NHL STATS BREAKDOWN

Season	Team	TOI/Gm	PPG	SHG	GWG	FO%	S	S%	Hits	BKS
2009-10	Toronto	21:26	0	0	0	0.0	45	6.7	46	77
2010-11	Toronto	18:15	1	0	1	-	69	5.8	63	120
2011-12	Toronto	21:42	0	0	0	0.0	89	4.5	114	152
2012-13	Toronto	21:17	0	0	0	-	28	3.6	78	71
2013-14	Toronto	19:25	0	0	1	-	48	6.3	166	176
2014-15	St. Louis	18:04	0	0	0	-	54	3.7	42	114
2015-16	St. Louis	17:23	1	0	0	-	51	5.9	67	119
2016-17	St. Louis	13:36	0	0	0	-	32	0.0	42	68
2017-18	St. Louis	16:10	0	0	2	-	59	8.5	35	102
2018-19	St. Louis	15:56	0	0	1	-	21	14.3	11	35
TOTALS		18:23	2	0	5	0.0	496	5.6	664	1034



33

JORDAN KYROU

(JOHR-duhn, KIGH-roo)

FORWARD

SHOOTS: Right **HEIGHT:** 6-0 **WEIGHT:** 177
BORN: 5-5-98 **BIRTHPLACE:** Toronto, Ontario

2018-19 SEASON RECAP:

- Made his NHL debut on Oct. 4 vs. Winnipeg and recorded a season-high 4 shots
- Recorded his 1st career NHL point with an assist on Oct. 11 vs. Calgary
- Scored his 1st career NHL goal on Dec. 9 vs. Vancouver
- Recorded 43 points (16g, 27a) for San Antonio (AHL), which ranked 3rd on the team

CAREER HIGHLIGHTS:

- In 2016-17, he recorded 94 points (30g, 64a) in 66 games with the Sarnia Sting (OHL), wearing an 'A'
- In 2017-18, he recorded 109 points (39g, 70a) in 56 games with the Sarnia Sting
- His 70 assists for the Sting in 2017-18 shared the most in the OHL, while his 109 points ranked 3rd in the OHL
- Named to the OHL First All-Star Team in 2017-18
- Won the Red Tilson Trophy in 2017-18 (OHL Most Outstanding Player)
- Won the Jim Mahon Trophy in 2017-18 (OHL Top Scoring Right Winger)

INTERNATIONAL CAREER HIGHLIGHTS:

- Recorded 10 points (3g, 7a) for Team Canada at the 2018 World Junior Championship, helping lead Canada to a Gold Medal
- His 10 points at the 2018 World Junior Championship led Team Canada and shared 3rd overall

PROFESSIONAL CAREER STATS

Season	Team	League	GP	G	A	Pts	PIM	+/-
2016-17	Chicago	AHL	1	0	0	0	0	0
2018-19	San Antonio	AHL	47	16	27	43	10	1
	St. Louis	NHL	16	1	2	3	4	-1
NHL TOTALS			16	1	2	3	4	-1



CONTRACT STATUS

Three-year entry-level deal through 2020-21

DRAFTED

St. Louis' second round pick (35th overall) in 2016

CAREER FIRSTS

Game: Oct. 4, 2018 vs. Winnipeg

Goal: Dec. 9, 2018 vs. Vancouver

Game as Blue: Oct. 4, 2018 vs. Winnipeg

Goal as Blue: Dec. 9, 2018 vs. Vancouver

Regular Season Career Highs

Goals: 1 – Dec. 9, 2018 vs. Vancouver

Assists: 1 (2x) – last, Jan. 17, 2019 at Boston

Points: 1 (3x) – last, Jan. 17, 2019 at Boston

PIM: 2 (2x) – last, Jan. 21, 2019 at Los Angeles

Shots: 4 – Oct. 4, 2018 vs. Winnipeg

Goal Streak: 1 – Dec. 9, 2018 (1g)

Assist Streak: 1 (2x) – last, Jan. 17, 2019 (1a)

Point Streak: 1 (3x) – last, Jan. 17, 2019 (1a)

PENALTY SHOTS

None

SHOOTOUTS


None

Career vs. NHL

	GP	G	A	PTS	+/-	PIM
Vs. Anh	1	0	0	0	-1	0
Vs. Ari	--	--	--	--	--	--
Vs. Bos	1	0	1	1	1	0
Vs. Buf	--	--	--	--	--	--
Vs. Car	--	--	--	--	--	--
Vs. Cgy	1	0	1	1	1	0
Vs. Chi	2	0	0	0	0	0
Vs. Cjs	1	0	0	0	-1	0
Vs. Col	--	--	--	--	--	--
Vs. Dal	--	--	--	--	--	--
Vs. Det	--	--	--	--	--	--
Vs. Edm	1	0	0	0	1	0
Vs. Fla	--	--	--	--	--	--
Vs. LA	1	0	0	0	0	2
Vs. Min	--	--	--	--	--	--
Vs. Mon	1	0	0	0	-1	0
Vs. NJ	--	--	--	--	--	--
Vs. Nsh	--	--	--	--	--	--
Vs. NYI	1	0	0	0	0	0
Vs. NYR	--	--	--	--	--	--
Vs. Ott	1	0	0	0	-1	0
Vs. Phi	--	--	--	--	--	--
Vs. Pit	--	--	--	--	--	--
Vs. SJ	--	--	--	--	--	--
Vs. TB	--	--	--	--	--	--
Vs. Tor	1	0	0	0	0	0
Vs. Van	1	1	0	1	1	0
Vs. VGK	--	--	--	--	--	--
Vs. Was	1	0	0	0	0	0
Vs. Wpg	2	0	0	0	-1	2

NHL STATS BREAKDOWN

Season	Team	TOI/GM	PPG	SHG	GWG	FO%	S	S%	Hits	BkS
2018-19	St. Louis	9:40	0	0	0	100.0	16	6.3	2	3
TOTALS		9:40	0	0	0	100.0	16	6.3	2	3



28

MACKENZIE MACEACHERN

(muh-KEHN-zee, mak-EHK-uhrn)

LEFT WING

SHOOTS: Left **HEIGHT:** 6-2 **WEIGHT:** 197

BORN: 3-9-94 **BIRTHPLACE:** Bloomfield Hills, Michigan

2018-19 SEASON RECAP:

- Made his NHL debut on Jan. 10 vs. Montreal
- Scored his 1st career NHL goal on Jan. 21 at Los Angeles
- Recorded his 1st career assist on Jan. 23 at Anaheim
- Recorded 16 points (9g, 7a) in 33 games with San Antonio (AHL)

CAREER HIGHLIGHTS:

- Recorded 68 points (33g, 35a) in 108 career games with Michigan State University (NCAA) from 2013-14 to 2015-16
- In 2015-16, he led Michigan State University with 30 points (14g, 16a)

PROFESSIONAL CAREER STATS

Season	Team	League	GP	G	A	Pts	PIM	+/-
2016-17	Chicago	AHL	55	5	6	11	8	9
2017-18	Chicago	AHL	46	6	4	10	25	-4
2018-19	St. Louis	NHL	29	3	2	5	10	0
	San Antonio	AHL	33	9	7	16	18	2
NHL TOTALS			29	3	2	5	10	0

CONTRACT STATUS

One-year deal through 2019-20

DRAFTED

St. Louis' third round pick (67th overall) in 2012

CAREER FIRSTS

Game: Jan. 10, 2019 vs. Montreal

Goal: Jan. 21, 2019 at Los Angeles

Game as Blue: Jan. 10, 2019 vs. Montreal

Goal as Blue: Jan. 21, 2019 at Los Angeles

Regular Season Career Highs

Goals: 1 (3x) – last, Feb. 12, 2019 vs. New Jersey

Assists: 1 (2x) – last, Mar. 7, 2019 at Los Angeles

Points: 1 (5x) – last, Feb. 12, 2019 vs. New Jersey

PIM: 2 (5x) – last, Mar. 7, 2019 at Los Angeles

Shots: 3 (2x) – last, Mar. 23, 2017 vs. Vancouver

Goal Streak: 1 (3x) – last, Feb. 12, 2019 (1g)

Assist Streak: 1 (2x) – last, Mar. 7, 2019 (1a)

Point Streak: 2 – Jan. 21-23, 2019 (1g, 1a)

PENALTY SHOTS

None

SHOOTOUTS

None

Career vs. NHL

	GP	G	A	PTS	+/-	PIM
Vs. Anh	2	0	1	1	1	0
Vs. Ari	2	0	0	0	0	0
Vs. Bos	1	0	0	0	0	0
Vs. Buf	1	0	0	0	0	0
Vs. Car	1	0	0	0	-1	0
Vs. Cgy	--	--	--	--	--	--
Vs. Chi	--	--	--	--	--	--
Vs. CIs	1	0	0	0	0	0
Vs. Col	1	0	0	0	0	2
Vs. Dal	3	0	0	0	-2	2
Vs. Det	--	--	--	--	--	--
Vs. Edm	--	--	--	--	--	--
Vs. Fla	1	0	0	0	0	0
Vs. LA	2	1	1	2	2	2
Vs. Min	2	0	0	0	0	0
Vs. Mon	1	0	0	0	0	0
Vs. NJ	1	1	0	1	2	0
Vs. Nsh	3	1	0	1	0	2
Vs. NYI	1	0	0	0	0	0
Vs. NYR	--	--	--	--	--	--
Vs. Ott	2	0	0	0	-1	2
Vs. Phi	--	--	--	--	--	--
Vs. Pit	1	0	0	0	-1	0
Vs. SJ	1	0	0	0	0	0
Vs. TB	1	0	0	0	0	0
Vs. Tor	1	0	0	0	0	0
Vs. Van	--	--	--	--	--	--
Vs. VGK	--	--	--	--	--	--
Vs. Was	--	--	--	--	--	--
Vs. Wpg	--	--	--	--	--	--

NHL STATS BREAKDOWN

Season	Team	TOI/GM	PPG	SHG	GWG	FO%	S	S%	Hits	BkS
2018-19	St. Louis	8:02	0	0	1	-	33	9.1	49	4
TOTALS		8:02	0	0	1	-	33	9.1	49	4



90

RYAN O'REILLY

(RIGH-uhn, oh-RIGH-lee)

CENTER

SHOOTS: Left **HEIGHT:** 6-1 **WEIGHT:** 210
BORN: 2-7-91 **BIRTHPLACE:** Clinton, Ontario

2018-19 SEASON RECAP:

- Set career-highs with 49 assists, 77 points, a +22 rating, and 234 shots
- Tied his career-high with 28 goals (also 2013-14 w/COL)
- Recorded his 1st career hat trick on Nov. 6 vs. Carolina
- Recorded a career-high 10-game point streak (8g, 9a) from Oct. 17 to Nov. 11
- Led the NHL with 1086 faceoff wins
- Dressed in all the Blues' 108 games (reg. + post.), which led the NHL
- Became the 2nd player in NHL history to win both the Conn Smythe Trophy and the Frank J. Selke Trophy in the same season (Bob Gainey in 1978-79 w/MTL)
- Set a franchise record for points in a single postseason with 23 points (8g, 15a)

CAREER HIGHLIGHTS:

- In 2017-18, he recorded a career-high 15 power play goals, which shared 3rd in the NHL
- In 2017-18, he won 1274 faceoffs, which is the most for a single season in the NHL since faceoffs began being tracked in 1997-98
- Collected 60 points, including a career-high 39 assists, in 2015-16, earning a selection to the NHL All-Star Game
- Named the NHL's Third Star for the week ending Mar. 30, 2015
- Ranked third on the Avalanche with six points (two goals, four assists) in seven 2014 postseason games
- In 2013-14, posted a career-high 64 points while only serving two penalty minutes en route to capturing the 2014 Lady Byng Memorial Trophy

INTERNATIONAL CAREER HIGHLIGHTS:

- In 2017, won silver with Team Canada at the World Championship and gold at the World Cup of Hockey
- Won gold with Team Canada at the 2016 World Championship
- Captured a gold medal with Team Canada at the 2015 World Championship
- Was named a "Top 3 Player" on Team Canada and captured the tournament championship at the 2008-09 Ivan Hliinka Memorial

CAREER TRANSACTIONS:

- Acquired by the Buffalo Sabres from the Colorado Avalanche, along with Jamie McGinn, in exchange for Nikita Zadorov, JT Compher, Mikhail Grigorenko and a 2nd round pick in the 2015 NHL draft (Jeremy Roy) on June 26, 2015
- Acquired by the St. Louis Blues from the Buffalo Sabres in exchange for Patrik Berglund, Vladimir Sobotka, Tage Thompson, and a 1st round pick in the 2019 NHL draft and a 2nd round pick in the 2021 NHL draft on July 1, 2018

PROFESSIONAL CAREER STATS

Season	Team	League	GP	G	A	Pts	PIM	+/-
2009-10	Colorado	NHL	71	8	18	26	18	4
2010-11	Colorado	NHL	74	13	13	26	16	-7
2011-12	Colorado	NHL	81	18	37	55	12	-1
2012-13	Magnitogorsk	KHL	12	5	5	10	2	6
	Colorado	NHL	29	6	14	20	4	-3
2013-14	Colorado	NHL	80	28	36	64	2	-1
2014-15	Colorado	NHL	82	17	38	55	12	-5
2015-16	Buffalo	NHL	71	21	39	60	8	-16
2016-17	Buffalo	NHL	72	20	35	55	10	-1
2017-18	Buffalo	NHL	81	24	37	61	2	-23
2018-19	St. Louis	NHL	82	28	49	77	12	22
NHL TOTALS			733	183	316	499	96	-31
ST. LOUIS TOTALS			82	28	49	77	12	22

CONTRACT STATUS

Seven-year deal through 2022-23

DRAFTED

Colorado's second round pick (33rd overall) in 2009

CAREER FIRSTS

Game: Oct. 1, 2009 vs. San Jose

Goal: Oct. 15, 2009 at Montreal

Game as Blue: Oct. 4, 2018 vs. Winnipeg

Goal as Blue: Oct. 20, 2018 at Toronto

REGULAR SEASON CAREER HIGHS

Goals: 3 – Nov. 6, 2018 vs. Carolina

Assists: 3 (6x) – last, Oct. 6, 2018 vs. Chicago

Points: 4 – Oct. 16, 2016 at Edmonton

PIM: 4 (6x) – last, Oct. 6, 2018 vs. Chicago

Shots: 6 (3x) – last, Mar. 29, 2019 at NY Rangers

Goal Streak: 3 (9x) – last, Feb. 17-21, 2019 (3g)

Assist Streak: 6 (2x) – last, Oct. 17 – Nov. 1, 2018 (8a)

Point Streak: 10 – Oct. 17 – Nov. 11, 2018 (8g, 9a)

PENALTY SHOTS

None

SHOOTOUTS

13-39, 33.3%

ALL-STAR GAMES

2016, 2019

NHL AWARDS

2014 Lady Byng Memorial, 2019 Conn Smythe, 2019 Frank J. Selke

Career vs. NHL


	GP	G	A	PTS	+/-	PIM
Vs. Anh	26	9	10	19	4	6
Vs. Ari	28	7	15	22	-2	6
Vs. Bos	18	6	6	12	0	8
Vs. Buf	9	3	7	10	3	2
Vs. Car	17	5	5	10	-4	0
Vs. Cgy	33	4	16	20	-13	8
Vs. Chi	36	12	19	31	4	6
Vs. Cls	28	6	13	19	7	6
Vs. Col	10	2	11	13	6	0
Vs. Dal	34	5	11	16	-2	2
Vs. Det	33	7	13	20	4	8
Vs. Edm	34	12	15	27	3	2
Vs. Fla	22	9	10	19	-8	0
Vs. LA	27	8	6	14	-6	10
Vs. Min	38	9	9	18	-4	4
Vs. Mon	21	5	13	18	-1	0
Vs. NJ	18	6	9	15	1	0
Vs. Nsh	33	8	13	21	-5	4
Vs. NYI	18	3	4	7	-1	2
Vs. NYR	17	3	8	11	-4	2
Vs. Ott	20	7	12	19	5	0
Vs. Phi	18	7	13	20	14	2
Vs. Pit	17	3	6	9	-3	2
Vs. SJ	27	6	9	15	-2	6
Vs. StL	26	7	10	17	-7	2
Vs. TB	21	5	9	14	-9	6
Vs. Tor	21	7	9	16	1	0
Vs. Van	35	0	16	16	-17	0
Vs. VGK	5	5	1	6	1	0
Vs. Was	18	0	9	9	0	2
Vs. Wpg	25	7	9	16	4	0

NHL PLAYOFF STATS

Season	Team	GP	G	A	PTS	PIM
2010	Colorado	6	1	0	1	2
2014	Colorado	7	2	4	6	0
2019	St. Louis	26	8	15	23	4
TOTALS		39	11	19	30	6

NHL STATS BREAKDOWN

Season	Team	TOI/Gm	PPG	SHG	GWG	FO%	S	S%	Hits	BkS
2009-10	Colorado	16:46	0	2	2	47.8	135	5.9	37	53
2010-11	Colorado	16:03	2	1	0	51.8	119	10.9	53	31
2011-12	Colorado	19:32	4	0	3	52.8	189	9.5	62	50
2012-13	Colorado	18:30	3	0	0	52.9	66	9.1	7	14
2013-14	Colorado	19:49	9	0	6	51.8	201	13.9	22	43
2014-15	Colorado	19:43	2	1	1	53.4	171	9.9	38	48
2015-16	Buffalo	21:44	8	1	2	56.5	157	13.4	17	43
2016-17	Buffalo	21:28	8	1	3	58.0	189	10.6	21	45
2017-18	Buffalo	20:49	15	0	3	60.0	230	10.4	42	48
2018-19	St. Louis	20:46	6	1	5	56.9	234	12.0	31	36
TOTALS		19:34	57	7	25	55.3	1691	10.8	330	411



55

COLTON PARAYKO

(KOHl-tuhn, pa-RAy-koh)

DEFENSEMAN

SHOOTS: Right **HEIGHT:** 6-6 **WEIGHT:** 225
BORN: 5-12-93 **BIRTHPLACE:** St. Albert, Alberta

2018-19 SEASON RECAP:

- Set career-highs with 10 goals, 127 hits, and 157 blocked shots
- His 157 blocked shots led the Blues, while his 127 hits ranked 3rd on the team
- Scored his 1st career overtime goal on Nov. 30 at Colorado
- Was 1 of 3 Blues to dress in all 41 road games (Barbashev & O'Reilly)
- Recorded 10 assists during the postseason, joining Alex Pietrangolo as the only pair of defensemen in franchise history to each record at least 10 assists in the same postseason

CAREER HIGHLIGHTS:

- In 2017-18, he was just 1 of 2 Blues players to dress in all 82 regular season games (Schenn)
- Logged a career-high 31 assists in 2016-17
- Was named to the 2015-16 NHL All-Rookie Team
- In 2015-16, he led all rookies with a +28 rating
- Recorded a Blues single-game rookie record 10 shots on goal on Oct. 29 vs. Anaheim
- In 2014-15, he captained the University of Alaska-Fairbanks, posting 23 points in 34 games
- Posted seven points (four goals, three assists) in 17 games with the Chicago Wolves (AHL) in his first professional stint, in 2014-15
- Named WCHA Defensive Player of the Year in 2013-14 and 2014-15
- Selected to the WCHA First All-Star Team in 2013-14 and 2014-15
- Earned NCAA West Second All-American Team honors in 2013-14 and 2014-15

INTERNATIONAL CAREER HIGHLIGHTS:

- Led all defensemen with 4 goals at the 2018 World Championships
- Captured a silver medal with Team Canada at the 2017 World Championships
- Was named to the 2017 World Championships All-Star Team
- Posted three assists in three games with Team North America at the 2016 World Cup of Hockey
- Served two penalty minutes in five games with Canada West at the WJAC-19 Tournament in 2011-12

CAREER TRANSACTIONS:

- None

PROFESSIONAL CAREER STATS

Season	Team	League	GP	G	A	Pts	PIM	+/-
2014-15	Chicago	AHL	17	4	3	7	6	4
2015-16	St. Louis	NHL	79	9	24	33	29	28
2016-17	St. Louis	NHL	81	4	31	35	32	7
2017-18	St. Louis	NHL	82	6	29	35	13	-7
2018-19	St. Louis	NHL	80	10	18	28	15	20
NHL TOTALS			322	29	102	131	89	48

CONTRACT STATUS

Five-year deal through 2021-22

DRAFTED

St. Louis' third round pick (86th overall) in 2012

CAREER FIRSTS

Game: Oct. 8, 2015 vs. Edmonton

Goal: Oct. 13, 2015 at Calgary

Game as Blue: Oct. 8, 2015 vs. Edmonton

Goal as Blue: Oct. 13, 2015 at Calgary

REGULAR SEASON CAREER HIGHS

Goals: 2 (2x) – last, Dec. 14, 2018 vs. Colorado

Assists: 2 (16x) – last, Apr. 3, 2019 at Chicago

Points: 3 – Feb. 2, 2017 vs. Toronto

PIM: 7 – Apr. 3, 2016 at Colorado

Shots: 10 – Oct. 29, 2015 vs. Anaheim

Goal Streak: 1 (27x) – last, Feb. 19, 2019 (1g)

Assist Streak: 5 – Nov. 22-Dec. 1, 2016 (6a)

Point Streak: 5 – Nov. 22-Dec. 1, 2016 (6a)

PENALTY SHOTS

None

SHOOTOUTS

None

NHL AWARDS

2015-16 NHL All-Rookie Team

Career vs. NHL


	GP	G	A	PTS	+/-	PIM
Vs. Anh	12	1	4	5	7	2
Vs. Ari	12	0	6	6	6	2
Vs. Bos	8	1	3	4	3	4
Vs. Buf	7	0	4	4	4	0
Vs. Car	8	0	1	1	0	6
Vs. Cgy	12	3	6	9	3	2
Vs. Chi	19	1	8	9	-1	2
Vs. Cls	7	0	1	1	3	2
Vs. Col	19	4	4	8	7	7
Vs. Dal	18	1	4	5	4	13
Vs. Det	7	0	1	1	6	2
Vs. Edm	12	0	6	6	3	6
Vs. Fla	8	2	4	6	0	2
Vs. LA	12	1	2	3	-6	6
Vs. Min	18	0	7	7	-9	6
Vs. Mon	8	0	4	4	2	5
Vs. NJ	8	0	3	3	8	2
Vs. Nsh	19	1	3	4	-1	4
Vs. NYI	7	1	1	2	2	0
Vs. NYR	8	0	2	2	-2	2
Vs. Ott	8	0	2	2	4	2
Vs. Phi	7	1	2	3	-1	4
Vs. Pit	8	2	4	6	3	2
Vs. SJ	12	1	5	6	1	0
Vs. TB	8	0	3	3	-1	0
Vs. Tor	8	2	2	4	-3	0
Vs. Van	11	1	2	3	1	0
Vs. VGK	6	1	3	4	6	0
Vs. Was	8	2	2	4	4	2
Vs. Wpg	17	3	3	6	-5	4

NHL PLAYOFF STATS

Season	Team	GP	G	A	PTS	PIM
2016	St. Louis	20	2	5	7	4
2017	St. Louis	11	2	3	5	2
2019	St. Louis	26	2	10	12	10
TOTALS		57	6	18	24	16

NHL STATS BREAKDOWN

Season	Team	TOI/Gm	PPG	SHG	GWG	FO%	S	S%	Hits	BKS
2015-16	St. Louis	19:23	3	0	3	-	165	5.5	102	122
2016-17	St. Louis	21:12	4	0	2	-	188	2.1	80	117
2017-18	St. Louis	22:37	2	0	0	-	212	2.8	120	141
2018-19	St. Louis	22:47	4	0	3	-	176	5.7	127	157
TOTALS		21:30	13	0	8	-	741	3.9	429	537



57

DAVID PERRON

(DAY-vihd, per-AHN)

LEFT WING

SHOOTS: Right **HEIGHT:** 6-0 **WEIGHT:** 193
BORN: 5-28-88 **BIRTHPLACE:** Sherbrooke, Quebec

2018-19 SEASON RECAP:

- Scored 23 goals, which was the 2nd highest total of his career (28 in 2013-14 with Edmonton)
- Recorded a career-high 13-game point streak (6g, 10a) from Dec. 22-Jan. 17, which shares the 6th longest point streak in franchise history
- Recorded a point in a career-high 17 consecutive appearances (9g, 13a) from Dec. 22-Mar. 21
- Recorded his 4th career hat trick on Oct. 11 vs. Calgary
- Recorded postseason career-highs with 7 goals, 9 assists, 16 points, and a +4 rating

CAREER HIGHLIGHTS:

- Reached the Stanley Cup Final in 2018 with Vegas, recording 1 goal and 1 assist in 4 Stanley Cup Final games
- Recorded a career-high 50 assists and 60 points in 2017-18 with Vegas
- His 50 assists in 2017-18 with Vegas led the team and set a record for the most assists for a player for an expansion team in its inaugural season
- In 2013-14, he recorded a career-high 28 goals and 57 points with Edmonton
- In 2008-09, he assisted on a career-high 35 goals during his first stint with the Blues
- Tallied 27 points in 62 regular season games with the Blues in 2007-08, earning a selection to NHL YoungStars game
- In 2006-07, he posted 39 goals and 83 points in 70 games with Lewiston (QMJHL), helping the club capture the QMJHL Championship
- In 2006-07, he led all QMJHL rookies in goals and earned a selection to the CHL Top Prospects Game

INTERNATIONAL CAREER HIGHLIGHTS:

- Represented Canada at the 2008 U-20 Super Series, logging seven points in seven tournament games

CAREER TRANSACTIONS:

- Signed by the Blues as a free agent on July 1, 2018
- Claimed by Vegas in the 2017 expansion draft on June 21, 2017
- Signed by the Blues as a free agent on July 1, 2016
- Acquired by Anaheim from Pittsburgh, along with Adam Clendening, in exchange for Carl Hagelin on Jan. 15, 2016
- Acquired by Pittsburgh from Edmonton in exchange for Rob Klunkhammer and a 2015 first round pick (Mathew Barzal) on Jan. 2, 2015
- Acquired by Edmonton from St. Louis, along with a 2015 third round pick (Mike Robinson), in exchange for Magnus Paajarvi, a 2014 second round pick (Ivan Barbashev) and a 2015 fourth round pick (Adam Musil) on July 10, 2013

PROFESSIONAL CAREER STATS

Season	Team	League	GP	G	A	Pts	+/-
2007-08	St. Louis	NHL	62	13	14	27	38
2008-09	St. Louis	NHL	81	15	35	50	50
2009-10	St. Louis	NHL	82	20	27	47	60
2010-11	St. Louis	NHL	10	5	2	7	12
2011-12	St. Louis	NHL	57	21	21	42	28
2012-13	St. Louis	NHL	48	10	15	25	44
2013-14	Edmonton	NHL	78	28	29	57	90
2014-15	Edmonton	NHL	38	5	14	19	20
	Pittsburgh	NHL	43	12	10	22	42
2015-16	Pittsburgh	NHL	43	4	12	16	28
	Anaheim	NHL	28	8	12	20	34
2016-17	St. Louis	NHL	82	18	28	46	54
2017-18	Vegas	NHL	70	15	50	66	50
2018-19	St. Louis	NHL	57	23	23	46	46
NHL TOTALS			779	198	292	490	596
ST. LOUIS TOTALS			479	125	165	290	332

CONTRACT STATUS

Four-year deal through 2021-22

DRAFTED

St. Louis first round pick (26th overall) in 2007

CAREER FIRSTS

Game: Oct. 12, 2007 vs. Colorado

Goal: Nov. 3, 2007 vs. Chicago

Game as Blue: Oct. 12, 2007 vs. Colorado

Goal as Blue: Nov. 3, 2007 vs. Chicago

REGULAR SEASON CAREER HIGHS

Goals: 3 (4x) – last, Oct. 11, 2018 vs. Calgary

Assists: 3 (5x) – last, Dec. 19, 2017 vs. Tampa Bay

Points: 4 (2x) – last, Oct. 22, 2016 at Calgary

PIM: 12 – Nov. 27, 2014 at Nashville

Shots: 9 (2x) – last, Nov. 21, 2013 vs. Florida

Goal Streak: 4 (2x) – last, Mar. 27-Apr. 4, 2012 (4g)

Assist Streak: 6 – Nov. 4-16, 2017 (7a)

Point Streak: 13 – Dec. 22, 2018 – Jan. 17, 2019 (6g, 10a)

PENALTY SHOTS

None

SHOOTOUTS

19-56, 33.9%

Career vs. NHL

	GP	G	A	PTS	+/-	PIM
Vs. Anh	32	5	18	23	-6	18
Vs. Ari	38	11	9	20	0	24
Vs. Bos	19	4	8	12	-5	16
Vs. Buf	15	5	10	15	12	4
Vs. Car	16	2	6	8	-1	20
Vs. Cgy	36	14	15	29	4	20
Vs. Chi	51	16	14	30	-17	24
Vs. Cls	42	14	24	38	16	26
Vs. Col	35	11	14	25	2	22
Vs. Dal	34	11	14	25	-1	20
Vs. Det	40	7	11	18	-3	46
Vs. Edm	33	8	11	19	14	24
Vs. Fla	12	5	1	6	0	8
Vs. LA	35	8	11	19	-7	24
Vs. Min	31	9	14	23	4	24
Vs. Mon	19	3	7	10	4	12
Vs. NJ	15	3	4	7	-7	10
Vs. Nsh	47	7	17	24	1	52
Vs. NYI	15	5	4	9	-1	10
Vs. NYR	16	5	4	9	-5	14
Vs. Ott	14	2	7	9	1	8
Vs. Phi	16	5	4	9	-1	12
Vs. Pit	13	1	8	9	4	14
Vs. SJ	39	10	11	21	1	38
Vs. StL	10	2	4	6	-4	12
Vs. TB	12	4	4	8	-1	4
Vs. Tor	12	0	7	7	1	10
Vs. Van	37	11	12	23	1	44
Vs. VGK	3	0	0	0	1	2
Vs. Was	18	1	9	10	-1	20
Vs. Wpg	24	9	10	19	-1	14


NHL PLAYOFF STATS

Season	Team	GP	G	A	PTS	PIM
2009	St. Louis	4	1	1	2	4
2012	St. Louis	9	1	4	5	10
2013	St. Louis	6	0	2	2	6
2015	Pittsburgh	5	0	1	1	4
2016	Anaheim	7	1	2	3	8
2017	St. Louis	11	0	1	1	8
2018	Vegas	15	1	8	9	10
2019	St. Louis	26	7	9	16	16
TOTALS		83	11	28	39	66



NHL STATS BREAKDOWN

Season	Team	TOI/Gm	PPG	SHG	GWG	FO%	S	S%	Hits	BkS
2007-08	St. Louis	12:33	3	0	1	35.7	68	19.1	65	7
2008-09	St. Louis	14:32	4	0	3	16.7	161	9.3	78	18
2009-10	St. Louis	16:09	5	1	2	38.1	166	12.0	78	12
2010-11	St. Louis	18:25	0	0	0	-	29	17.2	6	1
2011-12	St. Louis	18:17	5	1	4	20.0	114	18.4	32	13
2012-13	St. Louis	18:00	2	0	2	36.4	84	11.9	48	11
2013-14	Edmonton	19:08	8	1	2	33.3	220	12.7	116	20
2014-15	Edmonton	17:00	0	0	1	33.3	74	6.8	74	12
	Pittsburgh	17:37	3	0	1	0.0	122	9.8	97	9
2015-16	Pittsburgh	15:28	1	0	0	20.0	96	4.2	105	14
	Anaheim	14:49	3	0	1	20.0	51	15.7	37	9
2016-17	St. Louis	17:18	3	1	3	48.5	151	11.9	87	28
2017-18	Vegas	17:49	1	0	4	40.3	125	12.8	118	20
2018-19	St. Louis	17:06	7	0	1	45.5	112	20.5	52	13
TOTALS		16:40	45	4	25	39.3	1573	12.6	993	187



27 ALEX PIETRANGELO

(AL-ehx, puh-TRAN-geh-loh)
DEFENSEMAN

SHOOTS: Right **HEIGHT:** 6-3 **WEIGHT:** 210
BORN: 1-18-90 **BIRTHPLACE:** King City, Ontario

2018-19 SEASON RECAP:

- Scored 13 goals, reaching at least that total for the 3rd straight season
- Recorded a +6 rating on Feb. 12 vs. New Jersey, becoming the 5th player in franchise history to record a +6 or better rating in a game
- Shared 6th in the NHL among defensemen with 9 goals in 2019
- Led all NHL defensemen with 19 points during the postseason (3g, 16a), which set a new franchise record for points for a defenseman in a single postseason
- Set a franchise record among all skaters for assists in a single postseason with 16
- Led all defensemen with 77 shots during the postseason
- Scored the game-winning goal in Game 7 of the Stanley Cup Final at Boston

CAREER HIGHLIGHTS:

- In 2017-18, he set career-highs with 15 goals, 54 points, and 216 shots
- Ranked 1st among defensemen with 31 points on the road in 2017-18 (7g, 24a)
- Won the inaugural Dunkin' Donuts NHL Passing Challenge at the NHL All-Star Skills Competition on Jan. 27 with a time of 46.61 seconds
- Dressed in his 500th career game on Jan. 12, 2017 at Los Angeles
- In 2014-15, he became the first defenseman in Blues history to record 40 or more points in each of his first four full NHL seasons
- In 2013-14, he was one of two players (Shea Weber) overall to post at least 50 points and log over 200 power play and shorthanded minutes
- In 2012-13, Ranked first in the NHL overall with 32.4 shifts per game, and led the Blues in both shorthanded ice time per game (3:01) and power play ice time per game (2:51) becoming the first Blues defenseman since Al MacInnis (2002-03) to accomplish that
- In 2011-12, became the youngest defenseman in club history to record consecutive seasons of 40 or more points, and became the second defenseman in club history to record at least six game-winning goals and six power play goals in the same season
- A three-time OHL All-Star during his Junior career (2008-10), as well as appearing at the 2008 CHL Top Prospects Game

INTERNATIONAL CAREER HIGHLIGHTS:

- Posted three points (1g, 3a) in six games, earning a gold medal with Team Canada at the 2016 World Cup of Hockey
- Earned Gold Medal with Canada at 2014 Olympics
- Represented Canada at the 2011 World Championships, logging five points (2g, 3a) and being named the tournament's Best Defenseman
- At the 2010 World Juniors, was named the tournament's Top Defenseman scoring 12 points (3g, 9a) en route to earning the silver medal
- Earned the gold medal at the 2009 World Juniors

CAREER TRANSACTIONS:

- None

PROFESSIONAL CAREER STATS

Season	Team	League	GP	G	A	Pts	PIM	+/-
2008-09	St. Louis	NHL	8	0	1	1	2	0
	Peoria	AHL	1	0	0	0	4	0
2009-10	St. Louis	NHL	9	1	1	2	6	-9
2010-11	St. Louis	NHL	79	11	32	43	19	18
2011-12	St. Louis	NHL	81	12	39	51	36	16
2012-13	St. Louis	NHL	47	5	19	24	10	0
2013-14	St. Louis	NHL	81	8	43	51	32	20
2014-15	St. Louis	NHL	81	7	39	46	28	-2
2015-16	St. Louis	NHL	73	7	30	37	20	10
2016-17	St. Louis	NHL	80	14	34	48	24	3
2017-18	St. Louis	NHL	78	15	39	54	22	8
2018-19	St. Louis	NHL	71	13	28	41	22	2
NHL TOTALS			688	93	305	398	221	66

CONTRACT STATUS

Seven-year deal through 2019-20

DRAFTED

St. Louis' first round pick (4th overall) in 2008

CAREER FIRSTS

Game: Oct. 10, 2008 vs. Nashville

Goal: Oct. 24, 2009 vs. Dallas

Game as Blue: Oct. 10, 2008 vs. Nashville

Goal as Blue: Oct. 24, 2009 vs. Dallas

REGULAR SEASON CAREER HIGHS

Goals: 2 (5x) – last, Feb. 12, 2019 vs. New Jersey

Assists: 3 (4x) – last, Apr. 4, 2019 vs. Philadelphia

Points: 4 – Mar. 18, 2018 at Chicago

PIM: 12 – Jan. 23, 2012 at Detroit

Shots: 10 – Nov. 28, 2014 vs. Edmonton

Goal Streak: 4 – Oct. 26-Nov. 2, 2013 (4g)

Assist Streak: 5 – Jan. 3-12, 2012 (7a)

Point Streak: 9 – Jan. 3-21, 2012 (3g, 10a)

PENALTY SHOTS

None

SHOOTOUTS

0-2, 0%

ALL-STAR GAMES

2017-18

NHL AWARDS

2011-12, 2013-14 Second Team All-Star

Career vs. NHL


	GP	G	A	PTS	+/-	PIM
Vs. Anh	28	1	16	17	6	8
Vs. Ari	29	6	15	21	4	8
Vs. Bos	14	2	3	5	-3	4
Vs. Buf	13	0	3	3	6	6
Vs. Car	16	2	11	13	5	8
Vs. Cgy	28	4	6	10	-5	6
Vs. Chi	46	7	27	34	3	18
Vs. Cls	28	4	10	14	-6	14
Vs. Col	37	3	15	18	4	18
Vs. Dal	38	8	20	28	1	10
Vs. Det	27	2	12	14	6	12
Vs. Edm	27	7	15	22	14	4
Vs. Fla	13	2	6	8	-3	0
Vs. LA	29	4	16	20	5	16
Vs. Min	37	5	14	19	5	10
Vs. Mon	14	0	6	6	8	6
Vs. NJ	14	4	5	9	5	2
Vs. Nsh	45	7	15	22	1	10
Vs. NYI	15	0	8	8	-4	0
Vs. NYR	14	3	4	7	-7	2
Vs. Ott	14	1	8	9	2	8
Vs. Phi	15	0	5	5	2	0
Vs. Pit	16	4	3	7	-1	6
Vs. SJ	28	3	17	20	10	7
Vs. TB	13	1	4	5	3	2
Vs. Tor	15	2	9	11	3	8
Vs. Van	27	4	8	12	-1	10
Vs. VGK	6	1	1	2	1	0
Vs. Was	14	2	6	8	2	4
Vs. Wpg	28	4	17	21	0	14

NHL PLAYOFF STATS

Season	Team	GP	G	A	PTS	PIM
2012	St. Louis	8	0	5	5	0
2013	St. Louis	6	1	1	2	2
2014	St. Louis	6	1	2	3	0
2015	St. Louis	6	0	2	2	0
2016	St. Louis	20	2	8	10	16
2017	St. Louis	11	0	4	4	8
2019	St. Louis	26	3	16	19	12
TOTALS		83	7	38	45	38

NHL STATS BREAKDOWN

Season	Team	TOI/Gm	PPG	SHG	GWG	FO%	S	S%	Hits	BKS
2008-09	St. Louis	16:31	0	0	0	-	7	0.0	3	2
2009-10	St. Louis	16:34	0	0	0	-	7	14.3	4	7
2010-11	St. Louis	22:00	4	0	1	-	161	6.8	57	121
2011-12	St. Louis	24:44	6	0	6	-	202	5.9	90	133
2012-13	St. Louis	25:07	2	0	0	-	93	5.4	24	101
2013-14	St. Louis	25:22	2	0	1	-	164	4.9	24	164
2014-15	St. Louis	25:25	1	0	2	-	195	3.6	70	161
2015-16	St. Louis	26:18	1	0	1	-	182	3.8	48	136
2016-17	St. Louis	25:17	6	0	4	0.0	181	7.7	38	158
2017-18	St. Louis	25:44	3	0	5	-	216	6.9	48	164
2018-19	St. Louis	24:05	3	0	2	0.0	168	7.7	62	139
TOTALS		24:40	28	0	22	0.0	1576	5.9	468	1286



12 ZACH SANFORD

(ZAK, SAN-fuhrd)
LEFT WING

SHOOTS: Left **HEIGHT:** 6-4 **WEIGHT:** 200
BORN: 11-9-94 **BIRTHPLACE:** Salem, Massachusetts

2018-19 SEASON RECAP:

- Played in a career-high 60 games, while posting a career-high 8 goals, 12 assists, 20 points, and a +8 rating
- Recorded a career-high 5-game point streak (3g, 4a) from Oct. 20-Nov. 1
- Recorded his first career 3-point game on Oct. 27 vs. Chicago (1g, 2a)
- Scored his 1st career postseason goal in Game 7 at Boston of the Stanley Cup Final
- Recorded a 3-game assist streak during the Stanley Cup Final (3a from Game 3 to Game 5)

CAREER HIGHLIGHTS:

- Scored his first career NHL goal on Feb. 11, 2017 vs. Anaheim
- Scored his first goal as a Blue on Mar. 16, 2017 at San Jose
- Made his pro hockey debut with the AHL's Hershey Bears in 2016-17 and went on to post 16 points in 25 regular season games
- Spent two seasons (2014-16) at Boston College, recording 24 points in 38 games during his freshman season and 39 points in 41 games in his sophomore campaign
- Posted 35 points in 52 regular season games, and 12 points in 12 postseason games in his only USHL season with the Waterloo Black Hawks in 2013-14

CAREER TRANSACTIONS:

- Acquired by the Blues, along with Brad Malone, a 2017 first round pick (Morgan Frost) and a 2019 2nd round pick, from Washington in exchange for Pheonix Copley and Kevin Shattenkirk on Feb. 27, 2017
- Draft pick rights traded from Winnipeg to Washington for a 2013 3rd round pick (Jimmy Lodge), 4th round pick (Jan Kostalek), and 5th round pick (Tucker Poolman) on June 30, 2013
- Draft pick right traded from Chicago, along with a 2013 3rd round pick (JC Iipon), to Winnipeg in exchange for Johnny Oduya on Feb. 27, 2012

PROFESSIONAL CAREER STATS

Season	Team	League	GP	G	A	Pts	PIM	+/-
2016-17	Washington	NHL	26	2	1	3	6	0
	Hershey	AHL	25	11	5	16	14	-2
	St. Louis	NHL	13	2	3	5	4	2
2017-18	San Antonio	AHL	17	3	3	6	16	-5
2018-19	St. Louis	NHL	60	8	12	20	21	8
NHL TOTALS			99	12	16	28	31	10
ST. LOUIS TOTALS			73	10	15	25	25	10

CONTRACT STATUS

Two-year deal through 2020-21

DRAFTED

Washington's second round pick (61st overall) in 2013

CAREER FIRSTS

Game: Oct. 13, 2016 at Pittsburgh

Goal: Feb. 11, 2017 vs. Anaheim

Game as Blue: Mar. 3, 2017 at Winnipeg

Goal as Blue: Mar. 16, 2017 at San Jose

REGULAR SEASON CAREER HIGHS

Goals: 1 (12x) – last, Mar. 25, 2019 vs. Vegas

Assists: 2 (2x) – last, Oct. 27, 2018 vs. Chicago

Points: 3 – Oct. 27, 2018 vs. Chicago

PIM: 5 – Nov. 21, 2018 at Nashville

Shots: 4 (2x) – last, Feb. 14, 2019 at Arizona

Goal Streak: 2 (2x) – last, Oct. 25-27, 2018 (2g)

Assist Streak: 4 – Mar. 19-25, 2019 (4a)

Point Streak: 5 – Oct. 20-Nov. 1, 2018 (3g, 4a)

PENALTY SHOTS

None

SHOOTOUTS

0-1, 0%

Career vs. NHL

	GP	G	A	PTS	+/-	PIM
Anh	2	2	1	3	1	0
Ari	6	0	0	0	-1	0
Bos	1	0	0	0	0	0
Buf	2	0	0	0	0	0
Car	4	0	0	0	-2	0
Cgy	2	0	1	1	2	0
Chi	4	1	2	3	3	0
Cis	4	1	0	1	0	0
Col	6	2	2	4	2	6
Dal	4	0	0	0	0	2
Det	4	1	1	2	5	2
Edm	4	0	1	1	-2	0
Fla	2	0	0	0	2	0
LA	1	0	0	0	0	0
Min	3	0	0	0	-2	0
Mon	3	0	0	0	1	2
NJ	2	0	0	0	-2	0
Nsh	7	1	0	1	1	7
NYI	3	1	0	1	0	2
NYR	3	0	0	0	0	0
Ott	1	0	0	0	0	0
Phi	2	0	1	1	1	2
Pit	3	0	1	1	-1	0
SJ	5	1	0	1	-1	2
StL	1	0	0	0	-1	0
TB	2	0	1	1	1	2
Tor	3	1	0	1	0	0
Van	4	0	0	0	-2	0
VGK	3	1	2	3	3	4
Was	1	0	0	0	0	0
Wpg	7	0	3	3	2	0

NHL PLAYOFF STATS

Season	Team	GP	G	A	PTS	PIM
2017	St. Louis	4	0	0	0	0
2019	St. Louis	8	1	3	4	0
TOTALS		12	1	3	4	0

NHL STATS BREAKDOWN

Season	Team	TOI/GM	PPG	SHG	GWG	FO%	S	S%	Hits	BkS
2016-17	Washington	10:09	0	0	1	55.6	23	8.7	18	10
	St. Louis	12:14	0	0	1	33.3	13	15.4	4	10
2018-19	St. Louis	12:35	0	0	2	61.5	77	10.4	48	37
TOTALS		11:54	0	0	4	48.1	113	10.6	70	57



10

BRAYDEN SCHENN

(BRAY-duhn, SHEHN)
CENTER

SHOOTS: Left **HEIGHT:** 6-1 **WEIGHT:** 200
BORN: 8-22-91 **BIRTHPLACE:** Saskatoon, Saskatchewan

2018-19 SEASON RECAP:

- Recorded 54 points (17g, 37a), reaching at least 50 points for the 4th straight season
- Ranked 2nd on the Blues with 37 assists
- Set a career-high with 12 points during the postseason (5g, 7a)
- Led the NHL with 30 takeaways during the postseason
- Ranked 2nd in the NHL with 83 hits during the postseason (1. Barbashev, 87)

CAREER HIGHLIGHTS:

- Set career-highs in goals (28), assists (42), points (70), and game-winning goals (8) in 2017-18
- Named 3rd star of the month in the NHL for November 2017, after posting 19 points (7g, 12a), his most productive month of his career, a +10 rating, and 4 games with at least 3 points
- Scored his 100th career goal on Jan. 31, 2017 at Carolina
- Shared the overall lead in the NHL with 17 power play goals in 2016-17
- Ranked 2nd on Philadelphia with 26 goals and third with 59 points in 2015-16
- Led Philadelphia with six game-winning goals in 2014-15
- Ranked 5th on Philadelphia in both goals (18) and points (47), and 4th in assists (29) and power play goals (7) in 2014-15
- On Oct. 18, 2013, he scored on an assist from his brother Luke, marking the first time the two brothers combined for a goal
- Scored his first NHL goal in the 2012 Winter Classic on Jan. 2 vs. NY Rangers

INTERNATIONAL CAREER HIGHLIGHTS:

- Recorded 5 points (2g, 3a) in 10 games with Team Canada at the 2018 World Championships
- Earned a gold medal with Team Canada at the 2015 World Championships and a silver medal at the 2017 World Championships
- In 2010, he earned a silver medal with Team Canada, leading the tournament in goals, assists and points
- In 2010, he tied the World Juniors tournament record with 18 points and was named tournament MVP
- Captured a gold medal with Team Canada at the U-18 World Juniors in 2008

CAREER TRANSACTIONS:

- Acquired by the Blues from Philadelphia, in exchange for Jori Lehtera, St. Louis' first round pick (Morgan Frost), and a conditional first round pick in 2018
- On June 23, 2011, he was traded to Philadelphia, along with Wayne Simmonds and Los Angeles' 2nd round pick (Anthony Stolarz), in exchange for Rob Bordson and Mike Richards

PROFESSIONAL CAREER STATS

Season	Team	League	GP	G	A	Pts	PIM	+/-
2009-10	Los Angeles	NHL	1	0	0	0	0	-1
2010-11	Los Angeles	NHL	8	0	2	2	0	-1
2010-11	Manchester	AHL	7	3	4	7	4	3
2011-12	Philadelphia	NHL	54	12	6	18	34	-7
2011-12	Adirondack	AHL	7	6	6	12	4	3
2012-13	Adirondack	AHL	33	13	20	33	15	-14
2012-13	Philadelphia	NHL	47	8	18	26	24	-8
2013-14	Philadelphia	NHL	82	20	21	41	54	0
2014-15	Philadelphia	NHL	82	18	29	47	34	-5
2015-16	Philadelphia	NHL	80	26	33	59	33	3
2016-17	Philadelphia	NHL	79	25	30	55	38	-13
2017-18	St. Louis	NHL	82	28	42	70	56	10
2018-19	St. Louis	NHL	72	17	37	54	40	3
NHL TOTALS			587	154	218	372	313	-19
ST. LOUIS TOTALS			154	45	79	124	96	13

CONTRACT STATUS

Four-year deal through 2019-20

DRAFTED

Los Angeles' first round pick (5th overall) in 2009

CAREER FIRSTS

Game: Nov. 26, 2009 at Vancouver

Goal: Jan. 2, 2012 vs. NY Rangers

Game as Blue: Oct. 4, 2017 at Pittsburgh

Goal as Blue: Oct. 4, 2017 at Pittsburgh

REGULAR SEASON CAREER HIGHS

Goals: 3 (3x) – last, Dec. 5, 2017 at Montreal

Assists: 4 – Nov. 4, 2017 vs. Toronto

Points: 4 (2x) – last, Nov. 21, 2017 vs. Edmonton

PIM: 15 – Nov. 1, 2013 vs. Washington

Shots: 9 (2x) – last, Oct. 12, 2017 at Florida

Goal Streak: 4 (3x) – last, Jan. 18-25, 2018 (4g)

Assist Streak: 4 (2x) – last, Feb. 12-17, 2019 (5a)

Point Streak: 8 – Nov. 4-21, 2017 (7g, 12a)

PENALTY SHOTS

None

SHOOTOUTS

4-16 (25.0%)

ALL-STAR GAMES

2017-18

Career vs. NHL

	GP	G	A	PTS	+/-	PIM
Vs. Anh	15	2	6	8	-3	4
Vs. Ari	15	3	7	10	2	13
Vs. Bos	19	1	8	9	-6	12
Vs. Buf	21	10	2	12	-3	12
Vs. Car	23	7	8	15	11	8
Vs. Cgy	16	6	9	15	-2	2
Vs. Chi	16	5	9	14	3	4
Vs. Cls	21	6	11	17	3	12
Vs. Col	18	6	7	13	-3	23
Vs. Dal	16	6	4	10	3	16
Vs. Det	18	7	9	16	1	12
Vs. Edm	15	6	11	17	-2	6
Vs. Fla	22	5	9	14	5	14
Vs. LA	13	2	3	5	4	2
Vs. Min	15	2	10	12	9	6
Vs. Mon	21	8	10	18	-1	6
Vs. NJ	31	6	10	16	-8	29
Vs. Nsh	18	3	8	11	2	13
Vs. NYI	30	5	13	18	6	11
Vs. NYR	29	8	5	13	-4	13
Vs. Ott	22	4	11	15	2	10
Vs. Phi	4	2	1	3	-1	4
Vs. Pit	30	9	13	22	-8	20
Vs. SJ	14	2	1	3	-4	2
Vs. STL	9	2	3	5	0	2
Vs. TB	21	6	9	15	-7	2
Vs. Tor	23	8	6	14	2	22
Vs. Van	17	5	1	6	-8	4
Vs. VGK	6	2	2	4	-1	2
Vs. Was	27	4	6	10	-5	17
Vs. Wpg	22	6	6	12	-6	10

NHL PLAYOFF STATS

Season	Team	GP	G	A	PTS	PIM
2012	Philadelphia	11	3	6	9	8
2014	Philadelphia	7	0	3	3	8
2016	Philadelphia	6	0	2	2	7
2019	St. Louis	26	5	7	12	14
TOTALS		50	8	18	26	37

NHL STATS BREAKDOWN

Season	Team	TOI/GM	PPG	SHG	GWG	FO%	S	S%	Hits	BKS
2009-10	Los Angeles	12:31	0	0	0	28.6	0	--	4	1
2010-11	Los Angeles	11:15	0	0	0	33.3	11	0.0	12	1
2011-12	Philadelphia	14:07	4	0	3	46.1	97	12.4	136	26
2012-13	Philadelphia	15:32	2	0	0	45.5	79	10.1	109	22
2013-14	Philadelphia	15:45	4	0	6	43.2	178	11.2	200	37
2014-15	Philadelphia	17:05	7	0	6	46.7	156	11.5	199	38
2015-16	Philadelphia	16:54	11	0	5	44.8	178	14.6	187	30
2016-17	Philadelphia	17:48	17	0	7	47.0	178	14.0	189	42
2017-18	St. Louis	19:44	8	0	8	48.0	210	13.3	154	37
2018-19	St. Louis	18:35	4	0	5	47.5	159	10.7	111	31
TOTALS		17:02	57	0	40	46.3	1246	12.4	1301	265



17

JADEN SCHWARTZ

(JAY-duhn, SHWOHRTZ)

LEFT WING

SHOOTS: Left **HEIGHT:** 5-10 **WEIGHT:** 185

BORN: 6-25-92 **BIRTHPLACE:** Wilcox, Saskatchewan

2018-19 SEASON RECAP:

- Recorded 25 assists, reaching that total for the 3rd straight season (5th total)
- Recorded his 4th career regular-season hat trick on Mar. 19 vs. Edmonton
- Led the Blues and ranked 2nd in the NHL with 12 goals during the postseason (1. Couture, 14), the most goals by a Blue in the postseason since Brett Hull's franchise record 13 postseason goals in 1989-90
- Recorded 15 points on the road during the postseason (7g, 8a), which led the NHL and tied the franchise record for road points in a single postseason, previously set by Doug Gilmour (9g, 6a) during the 1986 Stanley Cup Playoffs
- Recorded 2 hat tricks in the postseason (Game 6 vs. WPG & Game 5 at SJS), becoming the first player in franchise history to record multiple hat tricks in a single postseason

CAREER HIGHLIGHTS:

- Posted a career-high 36 assists in 2016-17
- Led the Blues with 9 points in 11 postseason games in 2017
- Ranked third on the Blues with 14 points in 20 postseason games in 2016
- In 2014-15, he second on team with 28 goals, and third on team with 63 points – both of which were career highs
- In 2014-15, he was one of four players overall to post two hat tricks (Vladimir Tarasenko, Corey Perry, Tyler Seguin)
- In 2013-14, he became the fourth youngest Blue to record 25 goals in club history (1. Rod Brind'Amour, 2. Doug Gilmour, 3. Wayne Babych). In addition, from Nov. 19 - Dec. 2, he became youngest Blue with points in at least seven straight games since Rod Brind'Amour in 1990
- In 2013-14, ranked 9th among all NHL forwards with a +28 rating
- On Mar. 17, 2012, he became the 13th player in Blues history to score in their debut, and on Mar. 21, his second game, he became the third player in club history to score in his first two NHL games
- In 2012, he earned WCHA Second All-Star Team honors, and was named to the NCAA West First All-American Team
- In 2010-11, he averaged 1.57 points per game, tops nationally among freshmen, and led Colorado College in scoring. Also named National Rookie of the Year by Inside College Hockey, while earning WCHA All-Rookie Team honors
- In 2009-10, he won the USHL scoring title with 83 points (33 goals, 50 assists), and was named to the USHL First All-Star team and the Offensive Player of the Year

INTERNATIONAL CAREER HIGHLIGHTS:

- Recorded 4 assists and a +6 rating in 8 games with Team Canada at the 2018 World Championships
- Appeared in two World Junior tournaments with Canada, earning the silver medal in 2011, and captaining the bronze medal-winning club in 2012

CAREER TRANSACTIONS:

- None

PROFESSIONAL CAREER STATS

Season	Team	League	GP	G	A	Pts	PIM	+/-
2011-12	St. Louis	NHL	7	2	1	3	0	1
2012-13	St. Louis	NHL	45	7	6	13	4	-4
	Peoria	AHL	33	9	10	19	14	-14
2013-14	St. Louis	NHL	80	25	31	56	27	28
2014-15	St. Louis	NHL	75	28	35	63	16	13
2015-16	St. Louis	NHL	33	8	14	22	8	8
2016-17	St. Louis	NHL	78	19	36	55	18	14
2017-18	St. Louis	NHL	62	24	35	59	26	15
2018-19	St. Louis	NHL	69	11	25	36	16	-6
NHL TOTALS			449	124	183	307	115	69

CONTRACT STATUS

Five-year deal through 2020-21

DRAFTED

St. Louis' first round pick (14th overall) in 2010

CAREER FIRSTS

Game: Mar. 17, 2012 at Tampa Bay

Goal: Mar. 17, 2012 at Tampa Bay

Game as Blue: Mar. 17, 2012 at Tampa Bay

Goal as Blue: Mar. 17, 2012 at Tampa Bay

REGULAR SEASON CAREER HIGHS

Goals: 3 (4x) – last, Mar. 19, 2019 vs. Edmonton

Assists: 3 (4x) – last, Nov. 21, 2017 vs. Edmonton

Points: 4 (3x) – last, Mar. 19, 2019 vs. Edmonton

PIM: 5 – Oct. 5, 2013 vs. Florida

Shots: 8 (2x) – last, Jan. 3, 2019 vs. Washington

Goal Streak: 6 – Dec. 19-31, 2013 (6g)

Assist Streak: 6 – Nov. 4-15, 2014 (8a)

Point Streak: 8 (2x) – last, Dec. 11, 2014-Jan. 13, 2015 (6g, 6a)

PENALTY SHOTS

None

SHOOTOUTS

0-3, 0%

Career vs. NHL


	GP	G	A	PTS	+/-	PIM
Vs. Anh	17	3	5	8	6	4
Vs. Ari	19	8	8	16	10	8
Vs. Bos	11	6	6	12	5	0
Vs. Buf	9	2	6	8	4	2
Vs. Car	10	1	1	2	2	2
Vs. Cgy	19	6	9	15	-2	2
Vs. Chi	30	9	7	16	-5	4
Vs. CIs	13	2	3	5	-3	4
Vs. Col	25	9	8	17	1	6
Vs. Dal	27	8	9	17	-2	10
Vs. Det	14	2	1	3	0	2
Vs. Edm	19	11	13	24	15	2
Vs. Fla	10	4	7	11	8	9
Vs. LA	17	5	7	12	5	2
Vs. Min	26	10	10	20	6	6
Vs. Mon	11	3	6	9	5	2
Vs. NJ	9	4	5	9	6	0
Vs. Nsh	25	6	8	14	1	6
Vs. NYI	10	1	5	6	-3	8
Vs. NYR	10	2	5	7	2	4
Vs. Ott	8	1	5	6	0	0
Vs. Phi	9	2	1	3	0	2
Vs. Pit	10	0	4	4	-2	2
Vs. SJ	17	5	10	15	4	4
Vs. TB	11	3	3	6	1	6
Vs. Tor	9	3	8	11	8	2
Vs. Van	18	2	6	8	-4	2
Vs. VGK	5	0	4	4	-1	0
Vs. Was	11	2	8	10	7	6
Vs. Wpg	20	4	5	9	-5	8

NHL PLAYOFF STATS

Season	Team	GP	G	A	Pts	PIM
2013	St. Louis	6	0	1	1	2
2014	St. Louis	6	1	2	3	0
2015	St. Louis	6	1	2	3	0
2016	St. Louis	20	4	10	14	6
2017	St. Louis	11	4	5	9	2
2019	St. Louis	26	12	8	20	2
TOTALS		75	22	28	50	12

NHL STATS BREAKDOWN

Season	Team	TOI/Gm	PPG	SHG	GWG	FO%	S	%	Hits	BkS
2011-12	St. Louis	11:41	1	0	1	50.0	6	33.3	1	5
2012-13	St. Louis	12:28	0	0	1	55.6	50	14.0	34	18
2013-14	St. Louis	17:32	5	3	1	56.4	188	13.3	54	32
2014-15	St. Louis	18:15	8	0	4	46.6	184	15.2	54	46
2015-16	St. Louis	17:12	1	0	1	46.9	63	12.7	26	21
2016-17	St. Louis	18:54	3	0	4	47.9	179	10.6	71	43
2017-18	St. Louis	19:24	6	1	3	41.1	157	15.3	52	30
2018-19	St. Louis	18:08	2	0	1	48.6	183	6.0	61	27
TOTALS		17:37	26	4	16	48.4	1010	12.3	352	222



20 ALEXANDER STEEN (al-ehx-AN-duhr, STEEN) LEFT WING

SHOOTS: Left **HEIGHT:** 6-0 **WEIGHT:** 203
BORN: 3-1-84 **BIRTHPLACE:** Winnipeg, Manitoba

2018-19 SEASON RECAP:

- Dressed in his 900th career game on Oct. 6 vs. Chicago, joining his father Thomas Steen (950 games) as just the 3rd father/son duo to each dress in 900 or more games in their career (Brett/Bobby Hull & Gordie/Mark Howe)
- Recorded his 600th career point on Mar. 21 vs. Detroit, joining his father Thomas (817 points) as the 4th father/son duo to each record 600 career points
- Became the 6th player in franchise history to dress in 700 games as a Blue on Mar. 17 at Buffalo
- Led Blues forwards and ranked 2nd on the team with 2:00 shorthanded time on ice per game during the postseason

CAREER HIGHLIGHTS:

- Ranks 6th on the Blues all-time franchise list with 710 games, 291 assists, and 479 points
- Scored his 162nd goal as a Blue on Apr. 2, 2017, surpassing Jorgen Pettersson as the highest scoring Swede in Blues history
- Posted his 500th career point on Jan. 2, 2017 vs. Chicago
- In 2014-15, he ranked first on the Blues with a career high 40 assists and posted a career-high 64 points overall
- In 2014-15, he led forwards overall with 28.1 shifts per game
- In the 2014 postseason, he became the fifth Blue in club history (Brett Hull, Pierre Turgeon, Scott Young, Mark Reeds) to score two career postseason overtime game-winning goals in Game 1 vs. Chicago
- In 2013-14, he became first player to score a goal in each one of his team's first 10 wins of a season since Eric Lindros in 1993-94. He also became the fifth different player since 1992 with 12 or more goals in his team's first 11 games (Mario Lemieux, Simon Gagne, Scott Young, Kevin Stevens)
- In the 2013 playoffs, he scored the game-winning goal in Game 1 vs. Los Angeles. It was the first shorthanded game-winning goal in overtime in Blues history
- In 2011-12, he led the Blues and tied for 12th in the NHL in plus/minus (+24 – career high)
- On Mar. 16, 2010, he tied a Blues record for the fastest goal from the start of a game at eight seconds (Greg Paslawski)
- In 2006-07, he ranked first in the NHL road plus/minus (+23), while he collected three assists for the East YoungStars at the NHL YoungStars Game in Dallas

INTERNATIONAL CAREER HIGHLIGHTS:

- Earned the silver medal with Sweden at the 2014 Winter Olympics, tying for third on the club with four points (1g, 3a)
- Represented Sweden at the 2007 World Championships as well as the 2004 and 2003 World Juniors

CAREER TRANSACTIONS:

- Acquired from Toronto along with Carlo Colaiacovo in exchange for Lee Stempniak on Nov. 24, 2008
- Signed as a free agent by MODO (SEL) on Sept. 25, 2012

PROFESSIONAL CAREER STATS

Season	Team	League	GP	G	A	Pts	PIM	+/-
2005-06	Toronto	NHL	75	18	27	45	42	-9
2006-07	Toronto	NHL	82	15	20	35	26	5
2007-08	Toronto	NHL	76	15	27	42	32	0
2008-09	Toronto	NHL	20	2	2	4	6	-4
	St. Louis	NHL	61	6	18	24	24	-6
2009-10	St. Louis	NHL	68	24	23	47	30	6
2010-11	St. Louis	NHL	72	20	31	51	26	-3
2011-12	St. Louis	NHL	43	15	13	28	28	24
2012-13	MODO	SEL	20	8	15	23	28	
	St. Louis	NHL	40	8	19	27	14	5
2013-14	St. Louis	NHL	68	33	29	62	46	17
2014-15	St. Louis	NHL	74	24	40	64	33	8
2015-16	St. Louis	NHL	67	17	35	52	48	3
2016-17	St. Louis	NHL	76	16	35	51	53	-2
2017-18	St. Louis	NHL	76	15	31	46	20	-11
2018-19	St. Louis	NHL	65	10	17	27	14	2
NHL TOTALS			963	238	367	605	442	35
ST. LOUIS TOTALS			710	188	291	479	336	43

CONTRACT STATUS

Four-year deal through 2020-21

DRAFTED

Toronto's first round pick (24th overall) in 2002

CAREER FIRSTS

Game: Oct. 5, 2005 vs. Ottawa

Goal: Oct. 8, 2005 vs. Montreal

Game as Blue: Nov. 26, 2008 at Colorado

Goal as Blue: Dec. 8, 2008 vs. Nashville

REGULAR SEASON CAREER HIGHS

Goals: 3 – Jan. 4, 2007 at Boston

Assists: 4 – Mar. 27, 2017 vs. Arizona

Points: 5 – Jan. 4, 2007 at Boston

PIM: 17 – Nov. 6, 2016 vs. Colorado

Shots: 11 – Jan. 2, 2015 at Anaheim

Goal Streak: 6 – Oct. 17-Nov. 1, 2013 (8g)

Assist Streak: 5 – Dec. 30, 2014-Jan. 8, 2015 (8a)

Point Streak: 13 – Oct. 17-Nov. 16, 2013 (13g, 5a)

PENALTY SHOTS

None

SHOOTOUTS

22-51, 43.1%

Career vs. NHL

	GP	G	A	PTS	+/-	PIM
Vs. Anh	32	7	7	14	-8	6
Vs. Ari	32	8	21	29	12	8
Vs. Bos	39	7	16	23	7	20
Vs. Buf	36	10	19	29	-6	21
Vs. Car	26	8	10	18	-6	6
Vs. Cgy	34	13	15	28	3	20
Vs. Chi	50	11	13	24	4	20
Vs. CIs	38	12	16	28	-4	12
Vs. Col	45	10	15	25	10	35
Vs. Dal	38	7	15	22	-13	24
Vs. Det	39	6	16	22	7	28
Vs. Edm	31	6	13	19	2	6
Vs. Fla	24	3	2	5	-1	10
Vs. LA	30	7	6	13	-5	20
Vs. Min	38	6	21	27	-4	22
Vs. Mon	37	8	9	17	-2	10
Vs. NJ	26	7	6	13	3	14
Vs. Nsh	48	14	16	30	-2	16
Vs. NYI	23	7	14	21	3	8
Vs. NYR	30	7	8	15	5	12
Vs. Ott	38	9	11	20	-8	16
Vs. Phi	27	5	14	19	1	14
Vs. Pit	25	3	16	19	11	12
Vs. SJ	27	6	15	21	-4	14
Vs. StL	2	1	0	1	1	0
Vs. TB	28	6	12	18	7	10
Vs. Tor	15	7	11	18	10	8
Vs. Van	33	13	8	21	1	20
Vs. VGK	5	1	1	2	1	0
Vs. Was	26	9	7	16	3	12
Vs. Wpg	41	14	14	28	7	18


NHL PLAYOFF STATS

Season	Team	GP	G	A	Pts	PIM
2009	St. Louis	4	0	1	1	0
2012	St. Louis	9	1	2	3	6
2013	St. Louis	6	3	0	3	6
2014	St. Louis	6	1	2	3	6
2015	St. Louis	6	1	3	4	2
2016	St. Louis	20	4	6	10	30
2017	St. Louis	10	3	4	7	4
2019	St. Louis	26	2	3	5	2
TOTALS		87	15	21	36	56



NHL STATS BREAKDOWN

Season	Team	TOI/Gm	PPG	SHG	GWG	FO%	S	S%	Hits	BkS
2005-06	Toronto	17:37	9	1	3	24.1	176	10.2	101	40
2006-07	Toronto	15:42	4	0	5	34.1	192	7.8	73	31
2007-08	Toronto	18:05	2	1	3	33.0	169	8.9	62	36
2008-09	Toronto	15:38	1	0	0	52.4	31	6.5	12	14
	St. Louis	16:34	2	1	0	41.6	117	5.1	26	40
2009-10	St. Louis	16:17	7	2	4	41.1	189	12.7	45	39
2010-11	St. Louis	19:33	1	2	5	38.7	218	9.2	39	28
2011-12	St. Louis	19:08	3	0	3	55.8	134	11.2	24	29
2012-13	St. Louis	19:00	3	0	3	46.1	129	6.2	28	22
2013-14	St. Louis	20:17	7	1	9	49.0	211	15.6	43	28
2014-15	St. Louis	19:59	8	0	5	50.3	223	10.8	32	37
2015-16	St. Louis	20:22	2	1	2	44.5	172	9.9	50	35
2016-17	St. Louis	19:18	3	0	2	40.9	117	13.7	33	69
2017-18	St. Louis	18:42	4	1	2	40.7	168	8.9	53	58
2018-19	St. Louis	15:50	2	1	0	37.9	114	8.8	55	50
TOTALS		18:13	58	11	45	45.5	2360	10.1	676	556



70

OSKAR SUNDOVIST

(AWS-kuhr, SUHND-qvihst)

CENTER

SHOOTS: Right **HEIGHT:** 6-3 **WEIGHT:** 208

BORN: 3-23-94 **BIRTHPLACE:** Boden, Sweden

2018-19 SEASON RECAP:

- Scored 14 goals after entering the season with just 2 career goals in 70 career games
- Also set career-highs with 74 games, 17 assists, 31 points, and 113 shots
- Recorded a career-high 4-game point streak from Jan. 21 to Feb. 5 (3g, 1a)
- Scored his 1st career postseason goal on Apr. 12 (Game 2 at WPG), in a multi-goal effort (2g)
- Ranked 3rd on the Blues and shared 5th in the NHL with 74 hits during the postseason

CAREER HIGHLIGHTS:

- Recorded his first point as a Blue, an assist, on Oct. 21, 2017 at Vegas
- Posted 46 points and a +12 rating in 63 regular season games with the AHL's Wilkes-Barre/Scranton Penguins in 2016-17
- Ranked 3rd on Wilkes-Barre/Scranton with 20 goals in 2016-17
- In 2015-16, he dressed in 18 regular season games and two postseason games with Pittsburgh, helping them earn the 2016 Stanley Cup
- Recorded 17 points in 45 games during his first professional season in North America with Wilkes-Barre/Scranton in 2014-15
- In 2013-14, he posted 16 points in the regular season and six points in the postseason, helping Skelleftea AIK capture the Swedish Hockey League championship

INTERNATIONAL CAREER HIGHLIGHTS:

- Scored two goals in seven games, helping Team Sweden capture the Silver Medal at the 2014 World Juniors

CAREER TRANSACTIONS:

- Acquired by the Blues, along with a 2017 first round pick (Klim Kostin), from Pittsburgh in exchange for Ryan Reaves and a 2017 second round pick (Zachary Lauzon) on June 23, 2017
- Draft pick rights traded from Phoenix, along with Marc Cheverie and Harrison Ruopp, to Pittsburgh in exchange for Zbynek Michalek on June 22, 2012
- Draft pick rights traded from Philadelphia, along with Matt Clackson and future considerations, to Phoenix in exchange for the rights to Ilya Bryzgalov on June 7, 2011

PROFESSIONAL CAREER STATS

Season	Team	League	GP	G	A	Pts	PIM	+/-
2015-16	Pittsburgh	NHL	18	1	3	4	4	0
	Wilkes-Barre/Scranton	AHL	45	5	12	17	30	-3
2016-17	Wilkes-Barre/Scranton	AHL	63	20	26	46	52	12
	Pittsburgh	NHL	10	0	0	0	2	-4
2017-18	St. Louis	NHL	42	1	4	5	14	-5
2018-19	St. Louis	NHL	74	14	17	31	22	-1
NHL TOTALS			144	16	24	40	42	-10
ST. LOUIS TOTALS			116	15	21	36	36	-6

CONTRACT STATUS

Four-year deal through 2022-23

DRAFTED

Pittsburgh's third round pick (81st overall) in 2012

CAREER FIRSTS

Game: Feb. 5, 2016 at Tampa Bay

Goal: Apr. 2, 2016 at NY Islanders

Game as Blue: Oct. 4, 2017 at Pittsburgh

Goal as Blue: Mar. 27, 2018 vs. San Jose

REGULAR SEASON CAREER HIGHS

Goals: 2 – Nov. 1, 2018 vs. Vegas

Assists: 2 (3x) – last, Mar. 19, 2019 vs. Edmonton

Points: 2 (5x) – last, Mar. 19, 2019 vs. Edmonton

PIM: 4 (2x) – last, Dec. 1, 2018 at Arizona

Shots: 6 – Dec. 22, 2018 at Calgary

Goal Streak: 3 – Jan. 21 – Feb. 2, 2019 (3g)

Assist Streak: 2 (2x) – last, Feb. 14-16, 2019 (3a)

Point Streak: 4 – Jan. 21 – Feb. 5, 2019 (3g, 1a)

PENALTY SHOTS

None

SHOOTOUTS

0-0,0%

Career vs. NHL


	GP	G	A	PTS	+/-	PIM
Vs. Anh	3	1	0	1	-1	2
Vs. Ari	5	0	2	2	-3	8
Vs. Bos	4	0	2	2	0	0
Vs. Buf	5	0	0	0	-1	2
Vs. Car	4	1	1	2	2	0
Vs. Cgy	5	2	0	2	0	4
Vs. Chi	6	0	1	1	-1	0
Vs. Cls	4	1	0	1	0	2
Vs. Col	6	0	2	2	2	0
Vs. Dal	5	0	3	3	0	0
Vs. Det	3	1	0	1	-1	0
Vs. Edm	6	0	4	4	2	2
Vs. Fla	6	0	2	2	2	2
Vs. LA	5	1	0	1	-3	0
Vs. Min	5	1	0	1	0	0
Vs. NJ	3	0	0	0	-1	4
Vs. Nsh	8	0	2	2	-1	2
Vs. NYI	5	1	0	1	0	0
Vs. NYR	5	0	0	0	-1	2
Vs. Ott	4	0	0	0	-1	4
Vs. Phi	8	0	1	1	-4	2
Vs. Pit	3	1	0	1	-1	0
Vs. SJ	6	1	0	1	-1	0
Vs. TB	6	0	0	0	-2	2
Vs. Tor	2	0	0	0	1	0
Vs. Van	7	0	0	0	-1	4
Vs. VGK	5	3	2	5	4	0
Vs. Was	5	1	1	2	1	0
Vs. Wpg	4	0	0	0	-3	0

NHL PLAYOFF STATS

Season	Team	GP	G	A	PTS	PIM
2016	Pittsburgh	2	0	0	0	0
2019	St. Louis	25	4	5	9	8
TOTALS		27	4	5	9	8

NHL STATS BREAKDOWN

Season	Team	TOI/GM	PPG	SHG	GWG	FO%	S	S%	Hits	BkS
2015-16	Pittsburgh	10:19	0	1	1	46.0	13	7.7	18	5
2016-17	Pittsburgh	9:10	0	0	0	36.4	9	0.0	13	2
2017-18	St. Louis	10:29	0	0	0	44.6	41	2.4	47	14
2018-19	St. Louis	13:49	0	1	2	42.0	113	12.4	101	31
TOTALS		12:05	0	2	3	43.1	176	9.1	179	52



91

VLADIMIR TARASENKO

(vla-DIH-meer, ta-rah-SEHN-koh)

RIGHT WING

SHOOTS: Left **HEIGHT:** 6-0 **WEIGHT:** 230

BORN: 12-13-91 **BIRTHPLACE:** Yaroslavl, Russia

2018-19 SEASON RECAP:

- Reached at least 30 goals and 30 assists for his 5th straight season, which shares the 2nd longest streak in franchise history (1. Hull, 7 seasons from 1987-88 to 1993-94)
- Posted a career-high 12-game point streak (11g, 11a) from Jan. 19 to Feb. 17
- Scored 21 road goals, which was a career-high and shared 6th in the NHL
- Set career-highs during the postseason with an 8-game point streak from May 11-29 (5g, 5a) and a 4-game goal streak from May 19-29 (4g)
- Set postseason career-highs with 11 goals, 17 points, 5 power play goals, and 90 shots
- Collected at least 1 point in all 6 Western Conference Finals games vs. San Jose (3g, 5a), becoming just the 2nd player in franchise history to record at least 1 point in each game of a Conference Finals/Semifinals (Gary Sabourin, 4g, 1a in 1969, 4 GP)
- Scored the first postseason penalty shot goal in franchise history on May 19 (Game 5 at SJS against Martin Jones)

CAREER HIGHLIGHTS:

- Is the Blues all-time leader with 10 overtime goals
- Recorded a career-high 75 points and tied a career-high with 36 assists in 2016-17
- Led the Blues with nine goals in 20 2016 postseason games
- In 2015-16, he ranked fourth overall in goals, becoming the first Blue to score 40 since Brad Boyes in 2007-08
- In the 2015 off-season, he was voted on to the cover of NHL 17
- He was named to the 2015 All-Star game and earned 2014-15 Second Team All-Star honors
- In 2014-15, scored his 30th goal on Feb. 20 vs. Boston, becoming youngest Blue to reach that plateau since Brendan Shanahan (91'-92')
- On Oct. 28, 2014, he recorded his first career hat trick, including the OT game-winner, becoming only second player in Blues history to score a hat trick that included the game-winning OT goal (Brett Hull, Oct. 9, 1997)
- In 2012-13, he became the 14th Blue to score in their debut, and just the 2nd player to score a pair of goals (Doug Palzarri, 74')
- In his rookie year, he recorded five points in his first two games tying Wayne Babych (78') for the best start to a Blues' rookie career

INTERNATIONAL CAREER HIGHLIGHTS:

- Scored two goals in four games with Team Russia at the 2016 World Cup of Hockey
- Captured a silver medal with Russia at the 2015 World Championships
- Represented Russia in five games at the 2014 Winter Olympics in Sochi, Russia
- Made two appearances at the World Juniors, including 2011, when he captained Russia to a gold medal
- Also represented Russia at the 2011 World Championships and the 2009 U-18 World Juniors, where he earned the silver medal

CAREER TRANSACTIONS:

- Signed as a free agent by St. Petersburg (KHL), Sept. 24, 2012

PROFESSIONAL CAREER STATS

Season	Team	League	GP	G	A	Pts	PIM	+/-
2012-13	St. Louis	NHL	38	8	11	19	10	1
	St. Petersburg	KHL	31	14	18	32	8	16
2013-14	St. Louis	NHL	64	21	22	43	16	20
2014-15	St. Louis	NHL	77	37	36	73	31	27
2015-16	St. Louis	NHL	80	40	34	74	37	7
2016-17	St. Louis	NHL	82	39	36	75	12	-1
2017-18	St. Louis	NHL	80	33	33	66	17	15
2018-19	St. Louis	NHL	76	33	35	68	22	8
NHL TOTALS			497	211	207	418	145	77

CONTRACT STATUS

Eight-year deal through 2022-23

DRAFTED

St. Louis' first round pick (16th overall) in 2010

CAREER FIRSTS

Game: Jan. 19, 2013 vs. Detroit

Goal: Jan. 19, 2013 vs. Detroit

Game as Blue: Jan. 19, 2013 vs. Detroit

Goal as Blue: Jan. 19, 2013 vs. Detroit

REGULAR SEASON CAREER HIGHS

Goals: 3 (4x) – last, Feb. 10, 2019 at Nashville

Assists: 3 (4x) – last, Feb. 12, 2019 vs. New Jersey

Points: 4 (5x) – last, Nov. 21, 2017 vs. Edmonton

PIM: 10 – Dec. 1, 2018 at Arizona

Shots: 9 – Jan. 2, 2017 vs. Chicago

Goal Streak: 5 – Dec. 12-19, 2015 (5g)

Assist Streak: 5 (2x) – last, Nov. 6-15, 2016 (7a)

Point Streak: 12 – Jan. 19-Feb. 17, 2019 (11g, 11a)

PENALTY SHOTS

May 21, 2019 vs. Martin Jones (SJS) - successful

SHOOTOUTS

13-39, 33.3%

ALL-STAR GAMES

2014-15, 2015-16, 2016-17

NHL AWARDS

2014-15, 2015-16 Second Team All-Star

Career vs. NHL


	GP	G	A	PTS	+/-	PIM
Vs. Anh	20	5	8	13	8	9
Vs. Ari	18	7	9	16	4	14
Vs. Bos	10	3	3	6	-2	4
Vs. Buf	10	5	5	10	3	2
Vs. Car	12	2	6	8	-1	4
Vs. Cgy	20	6	10	16	-5	0
Vs. Chi	28	19	11	30	9	10
Vs. Cls	15	10	8	18	-2	6
Vs. Col	30	11	11	22	10	6
Vs. Dal	27	16	7	23	7	12
Vs. Det	15	5	4	9	-1	0
Vs. Edm	20	10	7	17	9	13
Vs. Fla	12	4	8	12	0	2
Vs. LA	20	10	9	19	5	8
Vs. Min	26	11	14	25	2	2
Vs. Mon	12	1	4	5	-5	0
Vs. NJ	11	5	11	16	11	2
Vs. Nsh	33	14	16	30	3	11
Vs. NYI	12	7	4	11	7	4
Vs. NYR	12	5	3	8	-1	2
Vs. Ott	11	7	2	9	4	2
Vs. Phi	10	1	7	8	-1	4
Vs. Pit	10	1	3	4	-3	8
Vs. SJ	18	7	7	14	1	6
Vs. TB	12	8	4	12	3	0
Vs. Tor	11	6	3	9	4	4
Vs. Van	21	6	10	16	0	4
Vs. VGK	6	1	3	4	1	0
Vs. Was	10	8	2	10	8	2
Vs. Wpg	25	10	8	18	-1	4

NHL PLAYOFF STATS

Season	Team	GP	G	A	Pts	PIM
2013	St. Louis	1	0	0	0	0
2014	St. Louis	6	4	0	4	0
2015	St. Louis	6	6	1	7	0
2016	St. Louis	20	9	6	15	2
2017	St. Louis	11	3	3	6	0
2019	St. Louis	26	11	6	17	4
TOTALS		70	33	16	49	6

NHL STATS BREAKDOWN

Season	Team	TOI/Gm	PPG	SHG	GWG	FO%	S	S%	Hits	BkS
2012-13	St. Louis	13:25	3	0	1	100.0	75	10.7	28	7
2013-14	St. Louis	15:10	5	0	3	33.3	136	15.4	22	9
2014-15	St. Louis	17:37	8	0	6	0.0	264	14.0	32	18
2015-16	St. Louis	18:38	12	0	7	0.0	292	13.7	32	28
2016-17	St. Louis	18:28	9	0	8	50.0	286	13.6	50	31
2017-18	St. Louis	19:03	6	0	5	25.0	306	10.8	89	37
2018-19	St. Louis	18:24	12	0	5	66.7	275	12.0	88	40
TOTALS		17:38	55	0	35	41.9	1634	12.9	341	170



18 ROBERT THOMAS

(RAH-buhrt, TAH-muhs)
CENTER

SHOOTS: Right **HEIGHT:** 6-0 **WEIGHT:** 190
BORN: 7-2-99 **BIRTHPLACE:** Aurora, Ontario

2018-19 SEASON RECAP:

- Made his NHL debut on Oct. 4 vs. Winnipeg
- Recorded his 1st career NHL point on Oct. 11 with an assist vs. Calgary
- Scored his 1st career NHL goal on Nov. 21 at Nashville
- Shared 4th among all rookies with 24 assists
- Recorded 2 assists on May 7 in Game 7 of the WCSF vs. Dallas
- Became the 2nd teenager in NHL history to factor on a series-clinching overtime goal (Bep Guidolin, 17 yrs old, Game 5 of 1943 SF w/BOS vs. MTL)
- Also, became the 3rd teenager in NHL history to record multiple points in a Game 7 (Dan Quinn w/CGY in 1984 DF at EDM & Trevor Linden w/VAN in 1989 DSF at CGY)
- Became the 3rd Blues rookie to record multiple points in a Game 7 and the 2nd rookie in franchise history to factor on a series-clinching overtime goal

CAREER HIGHLIGHTS:

- Won the CHL Memorial Cup Championship in 2015-16 with the London Knights (OHL), posting 5 points (1g, 4a) in 15 playoff games
- In 2017-18, he won the OHL Championship and was named the OHL Playoffs MVP (Wayne Gretzky 99 Award) after posting 32 points (12g, 20a) in 21 playoff games with the Hamilton Bulldogs

INTERNATIONAL CAREER HIGHLIGHTS:

- Won Gold at the 2018 World Junior Championship with Team Canada, posting 6 points (1g, 5a) in 7 games

PROFESSIONAL CAREER STATS

Season	Team	League	GP	G	A	Pts	PIM	+/-
2018-19	St. Louis	NHL	70	9	24	33	14	-2
NHL TOTALS			70	9	24	33	14	-2

NHL STATS BREAKDOWN

Season	Team	TOI/GM	PPG	SHG	GWG	FO%	S	S%	Hits	BkS
2018-19	St. Louis	13:04	3	0	0	44.1	80	11.3	13	22
TOTALS		13:04	3	0	0	44.1	80	11.3	13	22

NHL PLAYOFF STATS

Season	Team	GP	G	A	PTS	PIM
2019	St. Louis	21	1	5	6	10
TOTALS		21	1	5	6	10

CONTRACT STATUS

Three-year entry-level deal through 2020-21

DRAFTED

St. Louis' first round pick (20th overall) in 2017

CAREER FIRSTS

Game: Oct. 4, 2018 vs. Winnipeg

Goal: Nov. 21, 2018 at Nashville

Game as Blue: Oct. 4, 2018 vs. Winnipeg

Goal as Blue: Nov. 21, 2018 at Nashville

REGULAR SEASON CAREER HIGHS

Goals: 2 – Mar. 6, 2019 at Anaheim

Assists: 2 (2x) – last, Mar. 16, 2019 at Pittsburgh

Points: 2 (8x) – last, Mar. 30, 2019 at New Jersey

PIM: 2 (7x) – last, Apr. 4, 2019 vs. Philadelphia

Shots: 5 – Dec. 27, 2018 vs. Buffalo

Goal Streak: 1 (8x) – last, Mar. 30, 2019 (1g)

Assist Streak: 4 – Feb. 9-14, 2019 (5a)

Point Streak: 4 – Feb. 9-14, 2019 (5a)

PENALTY SHOTS


None

SHOOTOUTS

0-1, 0%

Career vs. NHL


	GP	G	A	PTS	+/-	PIM
Anh	2	2	0	2	0	0
Ari	3	1	1	2	-2	0
Bos	1	0	0	0	-1	0
Buf	2	1	1	2	2	0
Car	2	0	3	3	2	0
Cgy	3	0	1	1	0	0
Chi	5	0	0	0	1	0
Cls	1	0	0	0	0	0
Col	3	0	0	0	0	2
Dal	3	0	0	0	-4	0
Det	2	0	1	1	-3	0
Edm	3	0	2	2	2	0
Fla	2	0	1	1	1	2
LA	2	0	1	1	1	0
Min	4	0	1	1	-3	2
Mon	1	1	0	1	0	0
NJ	2	1	2	3	4	0
Nsh	5	1	5	6	3	0
NYI	1	0	0	0	0	0
NYR	2	0	0	0	-3	2
Ott	1	0	0	0	-1	0
Phi	2	0	1	1	0	2
Pit	2	0	2	2	1	0
SJ	3	0	0	0	0	2
Tor	1	0	0	0	0	0
Van	3	0	0	0	-4	0
VGK	3	0	2	2	3	0
Was	1	1	0	1	1	0
Wpg	3	0	0	0	-2	2
VGK	44	0	1	1	-10	41
Was	5	0	0	0	-1	4
Wpg	15	0	1	1	-1	16



**ANDREAS
BORGMAN**
DEFENSEMAN

HEIGHT: 6-0 **WEIGHT:** 205
SHOOTS: Left
BORN: 6-18-95
BIRTHPLACE: Stockholm, Sweden
ACQUIRED: From Toronto, in exchange for Jordan Schmalz on July 25, 2019

Season	Team	League	Regular Season					Playoffs				
			GP	G	A	PTS	PIM	GP	G	A	PTS	PIM
2016-17	HV71	SHL	45	5	10	15	26	14	2	8	10	6
2017-18	Toronto	NHL	48	3	8	11	28	--	--	--	--	--
	Toronto	AHL	25	4	5	9	23	2	0	0	0	2
2018-19	Toronto	AHL	45	4	13	17	43	13	1	1	2	6
NHL TOTALS			48	3	8	11	28	--	--	--	--	--



**JAKE
DOTCHIN**
DEFENSEMAN

HEIGHT: 6-3 **WEIGHT:** 209
SHOOTS: Right
BORN: 3-24-94
BIRTHPLACE: Cambridge, Ontario
DRAFTED: Tampa Bay's sixth round selection, 161st overall, in 2012
ACQUIRED: Signed as a free agent on July 1, 2019


Season	Team	League	Regular Season					Playoffs				
			GP	G	A	PTS	PIM	GP	G	A	PTS	PIM
2014-15	Syracuse	AHL	55	6	14	20	114	3	0	0	0	0
2015-16	Syracuse	AHL	67	1	10	11	120	--	--	--	--	--
2016-17	Tampa Bay	NHL	35	0	11	11	35	--	--	--	--	--
	Syracuse	AHL	35	4	9	13	105	19	0	6	6	43
2017-18	Tampa Bay	NHL	48	3	8	11	38	--	--	--	--	--
2018-19	Anaheim	NHL	20	0	1	1	39	--	--	--	--	--
	San Diego	AHL	20	4	3	7	68	6	0	2	2	8
NHL TOTALS			103	3	20	23	112	--	--	--	--	--



ERIK FOLEY FORWARD

HEIGHT: 6-0 **WEIGHT:** 193
SHOOTS: Left
BORN: 6-30-97
BIRTHPLACE: Mansfield, Massachusetts
ACQUIRED: From Winnipeg, along with a 2018 1st round pick and a conditional 2020 4th round pick in exchange for Paul Stastny on Feb. 26, 2018
DRAFTED: Winnipeg's 3rd round selection, 78th overall, in 2015


Season	Team	League	Regular Season					Playoffs				
			GP	G	A	PTS	PIM	GP	G	A	PTS	PIM
2014-15	Cedar Rapids	USHL	55	27	27	54	80	3	1	0	1	6
2015-16	Providence	H-East	36	7	12	19	20	--	--	--	--	--
2016-17	Providence	H-East	36	15	19	34	26	--	--	--	--	--
	USA U20	WJC-20	7	0	1	1	6	--	--	--	--	--
2017-18	Providence	H-East	38	16	19	35	33	--	--	--	--	--



EVAN FITZPATRICK GOALTENDER

HEIGHT: 6-2 **WEIGHT:** 206
CATCHES: Left
BORN: 1-28-98
BIRTHPLACE: Halifax, Nova Scotia
DRAFTED: St. Louis' second round selection, 59th overall, in 2016

Season	Club	League	Regular Season							Playoffs			
			GP	W	L	O/T	MIN	SO	AVG	SV%	GP	GA	AVG
2014-15	Sherbrooke	QMJHL	32	13	11	3	1689	1	3.41	.884	3	4.56	.853
2015-16	Sherbrooke	QMJHL	54	18	26	8	3067	2	3.42	.896	5	3.41	.920
2016-17	Sherbrooke	QMJHL	49	16	27	3	2741	1	3.46	.899	--	--	--
2017-18	Sherbrooke	QMJHL	25	9	9	1	1381	0	3.48	.874	--	--	--
	Acadie-Bathurst	QMJHL	21	17	3	0	1204	1	2.24	.915	10	1.79	.930
2018-19	Tulsa	ECHL	25	12	10	2	1436	0	3.30	.874	2	6.30	.769
	San Antonio	AHL	8	2	3	0	384	0	2.66	.901	--	--	--



**VILLE
HUSSO**
GOALTENDER

HEIGHT: 6-2 **WEIGHT:** 207
CATCHES: Left
BORN: 2-6-95
BIRTHPLACE: Helsinki, Finland
DRAFTED: St. Louis' fourth round selection, 94th overall, in 2014


Season	Club	League	Regular Season							Playoffs							
			GP	W	L	O/T	MIN	SO	AVG	SV%	GP	W	L	MIN	GA	SO	AVG
2013-14	HIFK	SM-liiga	41	19	14	5	2355	2	1.99	.923	--	--	--	--	--	--	--
	Finland	WJC	7	0	1	0	90	0	4.68	.854	--	--	--	--	--	--	--
2014-15	HIFK	SM-liiga	41	16	11	10	2338	3	2.36	.915	--	--	--	--	--	--	--
2015-16	HIFK	SM-liiga	39	25	8	6	2328	5	1.91	.927	--	--	--	--	--	--	--
2016-17	Chicago	AHL	22	13	6	2	1267	1	2.37	.920	10	4	6	535	3.36	0	.898
	Missouri	ECHL	13	4	4	2	688	1	3.23	.910	--	--	--	--	--	--	--
2017-18	St. Louis	NHL	0	0	0	0	0	0	0.00	.000	--	--	--	--	--	--	--
	San Antonio	AHL	38	15	14	5	2130	4	2.42	.922	--	--	--	--	--	--	--
2018-19	San Antonio	AHL	27	6	18	0	1422	1	3.67	.871	--	--	--	--	--	--	--



**DAKOTA
JOSHUA**
FORWARD

HEIGHT: 6-2 **WEIGHT:** 198
SHOOTS: Left
BORN: 5-15-96
BIRTHPLACE: Dearborn, Michigan
DRAFTED: Toronto's fifth round selection, 128th overall, in 2014
ACQUIRED: From Toronto, in exchange for future considerations on July 12, 2019


Season	Team	League	Regular Season					Playoffs				
			GP	G	A	PTS	PIM	GP	G	A	PTS	PIM
2015-16	Ohio State	NCAA	29	5	12	17	50	--	--	--	--	--
2016-17	Ohio State	NCAA	33	12	23	35	58	--	--	--	--	--
2017-18	Ohio State	NCAA	34	15	11	26	32	--	--	--	--	--
2018-19	Ohio State	NCAA	32	9	13	22	67	--	--	--	--	--



**TANNER
KASPICK**
FORWARD

HEIGHT: 6-0 **WEIGHT:** 201
CATCHES: Left
BORN: 1-28-98
BIRTHPLACE: Brandon, Manitoba
DRAFTED: St. Louis' fourth round selection, 119th overall, in 2016

Season	Team	League	Regular Season					Playoffs				
			GP	G	A	PTS	PIM	GP	G	A	PTS	PIM
2014-15	Brandon	WHL	53	1	17	18	15	13	1	2	3	4
	Canada U-18	Ivan Hlinka	5	1	1	2	0	--	--	--	--	--
2015-16	Brandon	WHL	53	13	18	31	37	21	5	5	10	28
2016-17	Brandon	WHL	49	19	26	45	75	3	0	2	2	8
2017-18	Brandon	WHL	35	12	25	37	43	--	--	--	--	--
2018-19	Victoria	WHL	25	13	14	27	22	2	1	2	3	6
	San Antonio Tulsa	AHL ECHL	46 6	4 0	4 1	8 1	24 4	-- 18	-- 3	-- 2	-- 5	-- 20



**KLIM
KOSTIN**
RIGHT WING

HEIGHT: 6-3 **WEIGHT:** 212
CATCHES: Left
BORN: 5-5-99
BIRTHPLACE: Penza, Russia
DRAFTED: St. Louis' first round selection, 31st overall, in 2017


Season	Team	League	Regular Season					Playoffs				
			GP	G	A	PTS	PIM	GP	G	A	PTS	PIM
2016-17	Dynamo Moskva	KHL	8	0	0	0	27	--	--	--	--	--
	Dynamo Balashikha	VHL	9	1	0	1	4	--	--	--	--	--
	HK MVD Balashikha	MHL	1	0	1	1	2	--	--	--	--	--
2017-18	San Antonio	AHL	67	6	22	28	72	--	--	--	--	--
	Russia U20	WJC-20	5	5	3	8	2	--	--	--	--	--
2018-19	San Antonio	AHL	66	10	14	24	102	--	--	--	--	--
	Russia U-20	WJC-20	7	3	3	6	10	--	--	--	--	--



JOEY LALEGGIA DEFENSESMAN

HEIGHT: 5-10 **WEIGHT:** 185
SHOOTS: Left
BORN: 6-24-92
BIRTHPLACE: Burnaby, British Columbia
DRAFTED: Edmonton's fifth round pick, 123rd overall, in 2012
ACQUIRED: Signed as a free agent on July 2, 2018


Season	Team	League	Regular Season					Playoffs				
			GP	G	A	PTS	PIM	GP	G	A	PTS	PIM
2011-12	U. of Denver	WCHA	43	11	27	38	35	--	--	--	--	--
2012-13	U. of Denver	WCHA	39	11	18	29	31	--	--	--	--	--
2013-14	U. of Denver	NCHC	37	12	13	25	36	--	--	--	--	--
2014-15	U. of Denver	NCHC	37	15	25	40	56	--	--	--	--	--
	Oklahoma City	AHL	5	1	1	2	2	2	0	0	0	0
2015-16	Bakersfield	AHL	63	8	19	27	38	--	--	--	--	--
2016-17	Bakersfield	AHL	67	20	18	38	30	--	--	--	--	--
2017-18	Bakersfield	AHL	68	15	28	43	32	--	--	--	--	--
2018-19	San Antonio	AHL	71	16	31	47	30	--	--	--	--	--



NICK LAPPIN FORWARD

HEIGHT: 6-1 **WEIGHT:** 174
SHOOTS: Right
BORN: 11-1-92
BIRTHPLACE: Geneva, Illinois
DRAFTED: Undrafted
ACQUIRED: Signed as a free agent on July 1, 2019

Season	Team	League	Regular Season					Playoffs				
			GP	G	A	PTS	PIM	GP	G	A	PTS	PIM
2015-16	Albany	AHL	12	3	4	7	19	11	5	2	7	2
2016-17	New Jersey	NHL	43	4	3	7	17	--	--	--	--	--
	Albany	AHL	35	14	15	29	14	4	0	1	1	2
2017-18	New Jersey	NHL	6	1	0	1	4	--	--	--	--	--
	Binghamton	AHL	65	31	22	53	37	--	--	--	--	--
2018-19	New Jersey	NHL	11	0	0	0	0	--	--	--	--	--
	Binghamton	AHL	56	19	15	34	25	--	--	--	--	--
NHL TOTALS			60	5	3	8	21	--	--	--	--	--



NIKO MIKKOLA
DEFENSEMAN

HEIGHT: 6-4 **WEIGHT:** 190
SHOOTS: Left
BORN: 4-27-96
BIRTHPLACE: Kiiminki, Finland
DRAFTED: St. Louis' fifth round selection, 127th overall, in 2015


Season	Team	League	Regular Season					Playoffs				
			GP	G	A	PTS	PIM	GP	G	A	PTS	PIM
2014-15	KalPa	Liiga	10	0	1	1	4	--	--	--	--	--
2014-15	Hokki	Mestis	5	1	0	1	8	7	0	1	1	2
2015-16	KalPa	Liiga	55	3	6	9	22	3	0	1	1	4
	KalPa	Jr. A SM-liiga	--	--	--	--	--	8	0	1	1	10
	Finland	WJC-20	7	0	1	1	6	--	--	--	--	--
2016-17	Kalpa	Liiga	56	4	11	15	89	10	1	2	3	4
2017-18	Tappara	Liiga	50	2	9	11	54	10	0	1	1	40
2018-19	San Antonio	AHL	70	2	7	9	41	--	--	--	--	--
	Finland	WC	10	2	3	5	0	--	--	--	--	--



JORDAN NOLAN
FORWARD

HEIGHT: 6-3 **WEIGHT:** 217
SHOOTS: Left
BORN: 6-23-89
BIRTHPLACE: Garden River, Ontario
DRAFTED: Los Angeles' seventh round pick, 186th overall, in 2009
ACQUIRED: Signed as a free agent on July 5, 2018


Season	Team	League	Regular Season					Playoffs				
			GP	G	A	PTS	PIM	GP	G	A	PTS	PIM
2010-11	Manchester	AHL	75	5	12	17	115	7	0	2	2	4
2011-12	Manchester	AHL	40	9	13	22	119	--	--	--	--	--
	Los Angeles	NHL	26	2	2	4	28	20	1	1	2	21
2012-13	Manchester	AHL	21	2	4	6	21	--	--	--	--	--
	Los Angeles	NHL	44	2	4	6	46	7	0	0	0	4
2013-14	Los Angeles	NHL	64	6	4	10	54	3	0	0	0	2
2014-15	Los Angeles	NHL	60	6	3	9	54	--	--	--	--	--
2015-16	Los Angeles	NHL	52	0	5	5	38	--	--	--	--	--
2016-17	Los Angeles	NHL	46	4	4	8	44	--	--	--	--	--
2017-18	Buffalo	NHL	69	4	4	8	69	--	--	--	--	--
2018-19	San Antonio	AHL	59	17	18	35	72	--	--	--	--	--
	St. Louis	NHL	14	0	2	2	14	--	--	--	--	--
NHL TOTALS			375	24	28	52	347	30	1	1	2	27
ST. LOUIS TOTAL			14	0	2	2	14	--	--	--	--	--



**AUSTIN
POGANSKI**
FORWARD

HEIGHT: 6-1 **WEIGHT:** 198
SHOOTS: Right
BORN: 2-16-96
BIRTHPLACE: St. Cloud, Minnesota
DRAFTED: St. Louis' fourth round selection,
 110th overall, in 2014

Season	Team	League	Regular Season					Playoffs				
			GP	G	A	PTS	PIM	GP	G	A	PTS	PIM
2014-15	North Dakota	NCHC	38	4	10	14	19	--	--	--	--	--
2015-16	North Dakota	NCHC	44	10	15	25	18	--	--	--	--	--
2016-17	North Dakota	NCHC	40	12	13	25	45	--	--	--	--	--
2017-18	North Dakota	NCHC	40	11	9	20	16	--	--	--	--	--
	San Antonio	AHL	4	1	1	2	0	--	--	--	--	--
2018-19	San Antonio	AHL	59	9	22	31	12	--	--	--	--	--
	Tulsa	ECHL	3	2	1	3	0	--	--	--	--	--



**EVAN
POLEI**
FORWARD

HEIGHT: 6-2 **WEIGHT:** 229
SHOOTS: Left
BORN: 2-19-96
BIRTHPLACE: Wetaskiwin, Alberta
DRAFTED: Undrafted
ACQUIRED: Signed as a free agent on July
 1, 2019

Season	Team	League	Regular Season					Playoffs				
			GP	G	A	PTS	PIM	GP	G	A	PTS	PIM
2014-15	Red Deer	WHL	53	16	7	23	76	5	1	1	2	4
2015-16	Red Deer	WHL	58	16	14	30	73	17	8	4	12	18
2016-17	Red Deer	WHL	69	33	29	62	104	6	3	6	9	11
	Bakersfield	AHL	1	0	0	0	2	--	--	--	--	--
2017-18	Bakersfield	AHL	30	4	5	9	58	--	--	--	--	--
	Wichita	ECHL	32	8	9	17	79	5	3	1	4	14
2018-19	Bakersfield	AHL	53	9	11	20	82	10	2	1	3	12




DERRICK POULIOT

DEFENSEMAN

HEIGHT: 6-0 **WEIGHT:** 196
SHOOTS: Left
BORN: 1-16-94
BIRTHPLACE: Estevan, Saskatchewan
DRAFTED: Pittsburgh's first round selection, 8th overall, in 2012
ACQUIRED: Signed as a free agent on July 1, 2019

Season	Team	League	Regular Season					Playoffs				
			GP	G	A	PTS	PIM	GP	G	A	PTS	PIM
2014-15	Pittsburgh	NHL	34	2	5	7	4	--	--	--	--	--
	Wilkes-Barre	AHL	31	7	17	24	20	6	1	2	3	2
2015-16	Pittsburgh	NHL	22	0	7	7	2	2	0	0	0	2
	Wilkes-Barre	AHL	37	6	17	23	26	--	--	--	--	--
2016-17	Pittsburgh	NHL	11	0	0	0	4	--	--	--	--	--
	Wilkes-Barre	AHL	46	7	16	23	26	5	1	1	2	2
2017-18	Vancouver	NHL	71	3	19	22	39	--	--	--	--	--
2018-19	Vancouver	NHL	62	3	9	12	30	--	--	--	--	--
NHL TOTALS			200	8	40	48	79	2	0	0	0	2




MITCH REINKE

DEFENSEMAN

HEIGHT: 5-11 **WEIGHT:** 181
SHOOTS: Right
BORN: 2-4-96
BIRTHPLACE: Stillwater, Minnesota
ACQUIRED: Signed as a free agent on Mar. 25, 2018

Season	Team	League	Regular Season					Playoffs				
			GP	G	A	PTS	PIM	GP	G	A	PTS	PIM
2016-17	Michigan Tech	WCHA	41	6	14	20	20	--	--	--	--	--
2017-18	Michigan Tech	WCHA	35	3	21	24	31	--	--	--	--	--
	St. Louis	NHL	1	0	0	0	0	--	--	--	--	--
2018-19	San Antonio	AHL	76	12	33	45	20	--	--	--	--	--
NHL TOTALS			1	0	0	0	0	--	--	--	--	--
ST. LOUIS TOTAL			1	0	0	0	0	--	--	--	--	--




NOLAN STEVENS


FORWARD

HEIGHT: 6-3 **WEIGHT:** 183
SHOOTS: Left
BORN: 7-22-96
BIRTHPLACE: Sea Isle City, New Jersey
DRAFTED: St. Louis' fifth round selection, 125th overall, in 2016


Season	Team	League	Regular Season					Playoffs				
			GP	G	A	PTS	PIM	GP	G	A	PTS	PIM
2014-15	Northeastern	H-East	34	4	16	20	14	--	--	--	--	--
2015-16	Northeastern	H-East	41	20	22	42	10	--	--	--	--	--
2016-17	Northeastern	H-East	17	10	12	22	12	--	--	--	--	--
2017-18	Northeastern	H-East	38	24	18	42	50	--	--	--	--	--
	St. Louis	NHL	--	--	--	--	--	--	--	--	--	--
2018-19	San Antonio	AHL	59	9	9	18	12	--	--	--	--	--

**ALEXEI
TOROPCHENKO****RIGHT WING****HEIGHT:** 6-3 **WEIGHT:** 188**SHOOTS:** Left**BORN:** 6-25-99**BIRTHPLACE:** Moscow, Russia**DRAFTED:** St. Louis' fourth round selection, 113th overall, in 2017

Season	Team	League	Regular Season					Playoffs				
			GP	G	A	PTS	PIM	GP	G	A	PTS	PIM
2015-16	HK MVD Balashikha	MHL	21	1	2	3	2	--	--	--	--	--
2016-17	Dynamo Balashikha	VHL	1	0	0	0	0	--	--	--	--	--
	HK MVD Balashikha	MHL	45	19	12	31	50	--	--	--	--	--
2017-18	Guelph	OHL	66	17	22	39	31	6	1	1	2	4
	San Antonio	AHL	1	0	0	0	0	--	--	--	--	--
2018-19	Guelph	OHL	62	17	26	43	33	24	13	6	19	21

**MIKE
VECCHIONE**
FORWARD**HEIGHT:** 5-10 **WEIGHT:** 194**SHOOTS:** Right**BORN:** 2-25-93**BIRTHPLACE:** Saugus, Massachusetts**DRAFTED:** Undrafted**ACQUIRED:** Signed as a free agent on July 1, 2019


Season	Team	League	Regular Season					Playoffs				
			GP	G	A	PTS	PIM	GP	G	A	PTS	PIM
2013-14	Union	NCAA	38	14	20	34	32	--	--	--	--	--
2014-15	Union	NCAA	39	19	31	50	18	--	--	--	--	--
2015-16	Union	NCAA	34	9	20	29	30	--	--	--	--	--
2016-17	Union	NCAA	38	29	34	63	45	--	--	--	--	--
	Philadelphia	NHL	2	0	0	0	0	--	--	--	--	--
2017-18	Lehigh Valley	AHL	65	17	23	40	24	12	3	4	7	2
2018-19	Lehigh Valley	AHL	67	15	23	38	36	--	--	--	--	--
NHL TOTALS			2	0	0	0	0	--	--	--	--	--



**NATHAN
WALKER**
FORWARD

HEIGHT: 5-8 **WEIGHT:** 185
SHOOTS: Left
BORN: 2-7-94
BIRTHPLACE: Cardiff, United Kingdom
DRAFTED: Washington's third round pick, 89th overall, in 2014
ACQUIRED: Signed as a free agent on July 1, 2019


Season	Team	League	Regular Season					Playoffs				
			GP	G	A	PTS	PIM	GP	G	A	PTS	PIM
2013-14	Hershey	AHL	43	5	6	11	40	--	--	--	--	--
2014-15	Hershey	AHL	28	1	3	4	30	--	--	--	--	--
	South Carolina	ECHL	6	2	2	4	0	--	--	--	--	--
2015-16	Hershey	AHL	73	17	24	41	41	20	2	3	5	11
2016-17	Hershey	AHL	58	11	12	23	33	12	2	4	6	0
2017-18	Hershey	AHL	40	9	13	22	36	--	--	--	--	--
	Washington	NHL	7	1	0	1	4	1	0	1	1	0
	Edmonton	NHL	2	0	0	0	2	--	--	--	--	--
2018-19	Hershey	AHL	58	17	22	39	54	9	1	4	5	24
	Washington	NHL	3	0	1	1	2	--	--	--	--	--
NHL TOTALS			12	1	1	2	8	1	0	1	1	0



**JAKE
WALMAN**
DEFENSEMAN

HEIGHT: 6-1 **WEIGHT:** 175
SHOOTS: Left
BORN: 2-20-96
BIRTHPLACE: Toronto, Ontario
DRAFTED: St. Louis' third round selection, 82nd overall, in 2014


Season	Team	League	Regular Season					Playoffs				
			GP	G	A	PTS	PIM	GP	G	A	PTS	PIM
2014-15	Providence	AHL	41	1	15	16	44	--	--	--	--	--
2015-16	Providence	H-East	27	13	15	28	20	--	--	--	--	--
2016-17	Providence	H-East	39	7	18	25	42	--	--	--	--	--
	Chicago	AHL	7	2	1	3	2	8	2	1	3	2
2017-18	Chicago	AHL	40	2	11	13	14	--	--	--	--	--
	Binghamton	AHL	19	2	5	7	10	--	--	--	--	--
2018-19	San Antonio	AHL	66	3	10	13	48	--	--	--	--	--



**ANTON
ANDERSSON**
DEFENSESMAN

HEIGHT: 6-3 **WEIGHT:** 216
SHOOTS: Left
BORN: 1-6-99
BIRTHPLACE: Lulea, Sweden
DRAFTED: St. Louis' seventh round selection,
 206th overall, in 2017

Season	Team	League	Regular Season					Playoffs				
			GP	G	A	PTS	PIM	GP	G	A	PTS	PIM
2016-17	Lulea HF	SuperElit	13	2	1	3	2	--	--	--	--	--
2017-18	Lulea HF	SuperElit	42	4	10	14	36	8	0	2	2	2
	Bodens HF	Division 1	1	0	0	0	2	--	--	--	--	--
2018-19	Lulea HF	SuperElit	39	13	16	29	12	3	0	2	2	0




**FILIP
HELT**
FORWARD

HEIGHT: 6-1 **WEIGHT:** 176
SHOOTS: Left
BORN: 4-9-98
BIRTHPLACE: Litvinov, Czech Republic
DRAFTED: St. Louis' seventh round selection,
 211th overall, in 2016

Season	Team	League	Regular Season					Playoffs				
			GP	G	A	PTS	PIM	GP	G	A	PTS	PIM
2016-17	Sarnia	OHL	53	4	12	16	16	4	0	0	0	0
2017-18	HC Litvinov	Czech	5	1	0	1	0	--	--	--	--	--
	HC Litomerice	Czech 2	27	3	2	5	22	--	--	--	--	--
2018-19	HC Litvinov	Czech	18	0	2	2	2	6	1	1	2	0
	SK Kadan	Czech 2	16	2	1	3	8	--	--	--	--	--
	HC Litomerice	Czech 2	14	3	3	6	4	--	--	--	--	--

PLAYERS IN THE SYSTEM



**JOEL
HOFER**
GOALTENDER

HEIGHT: 6-3 **WEIGHT:** 157
SHOOTS: Left
BORN: 7-30-00
BIRTHPLACE: Winnipeg, Manitoba
DRAFTED: St. Louis' fourth round pick, 107th overall, in 2018


Season	Club	League	Regular Season							Playoffs							
			GP	W	L	O/T	MIN	SO	AVG	SV%	GP	W	L	MIN	GA	SO	AVG
2017-18	Swift Current	WHL	19	8	3	1	897	1	2.61	.914	2	0	0	0	2	0	2.60
2018-19	Swift Current	WHL	30	6	21	1	1806	1	4.02	.904	--	--	--	--	--	--	--
	Portland	WHL	18	9	8	0	1019	2	3.18	.911	5	1	4	312	21	0	4.03
	San Antonio	AHL	1	0	1	0	58	0	4.11	.886	--	--	--	--	--	--	--



**NIKOLAJ KRAG
CHRISTENSEN**
FORWARD

HEIGHT: 6-3 **WEIGHT:** 201
SHOOTS: Right
BORN: 8-12-98
BIRTHPLACE: Rodovre, Denmark
DRAFTED: St. Louis' seventh round selection, 209th overall, in 2016


Season	Team	League	Regular Season					Playoffs				
			GP	G	A	PTS	PIM	GP	G	A	PTS	PIM
2014-15	Rodovre	Denmark	9	1	1	2	0	--	--	--	--	--
2015-16	Rodovre	Denmark	30	2	2	4	10	--	--	--	--	--
2016-17	Rogle BK	SweHL	5	0	0	0	0	--	--	--	--	--
2017-18	LeKi	Mestis	5	0	0	0	0	--	--	--	--	--
	Rungsted Seier	Denmark	16	3	7	10	8	14	2	0	2	4
2018-19	Rungsted Seier	Denmark	40	5	10	15	20	14	3	4	7	6



**MATHIAS
LAFERRIERE**
FORWARD

HEIGHT: 6-1 **WEIGHT:** 174
SHOOTS: Right
BORN: 6-27-00
BIRTHPLACE: Montreal, Quebec
DRAFTED: St. Louis' sixth round selection, 169th overall, in 2018

Season	Team	League	Regular Season					Playoffs				
			GP	G	A	PTS	PIM	GP	G	A	PTS	PIM
2016-17	Blainville-Boisbriand	QMJHL	7	0	1	1	2	--	--	--	--	--
	Cape Breton	QMJHL	26	5	6	11	6	10	0	0	0	0
2017-18	Cape Breton	QMJHL	67	12	29	41	14	5	0	1	1	2
2018-19	Cape Breton	QMJHL	68	28	46	74	24	11	3	7	10	0



HUGH MCGING FORWARD

HEIGHT: 5-8 **WEIGHT:** 167
SHOOTS: Left
BORN: 7-11-98
BIRTHPLACE: Chicago, Illinois
DRAFTED: St. Louis' fifth round pick, 138th overall, in 2018

Season	Team	League	GP	Regular Season					Playoffs				
				G	A	PTS	PIM	GP	G	A	PTS	PIM	
2014-15	Cedar Rapids	USHL	54	11	8	19	18	3	0	0	0	0	
2015-16	Cedar Rapids	USHL	60	23	28	51	56	5	0	2	2	0	
2016-17	Western Michigan	NCHC	39	8	14	22	28	--	--	--	--	--	
2017-18	Western Michigan	NCHC	36	9	21	30	40	--	--	--	--	--	
2018-19	Western Michigan	NCHC	37	16	14	30	55	--	--	--	--	--	



SCOTT PERUNOVICH DEFENSEMAN

HEIGHT: 5-9 **WEIGHT:** 172
SHOOTS: Left
BORN: 8-18-98
BIRTHPLACE: Hibbing, Minnesota
DRAFTED: St. Louis' second round pick, 45th overall, in 2018

Season	Team	League	GP	Regular Season					Playoffs				
				G	A	PTS	PIM	GP	G	A	PTS	PIM	
2016-17	Cedar Rapids	USHL	56	6	15	21	14	--	--	--	--	--	
2017-18	Minnesota-Duluth	NCHC	42	11	25	36	36	--	--	--	--	--	
2018-19	Minnesota-Duluth	NCHC	39	3	26	29	32	--	--	--	--	--	



**ALL SEASON
LONG**



MIDWEST.



**STREAM
LIVE**

PLAYERS IN THE SYSTEM




**TYLER
TUCKER**
DEFENSEMAN

HEIGHT: 6-1 **WEIGHT:** 203
SHOOTS: Left
BORN: 3-1-00
BIRTHPLACE: Longlac, Ontario
DRAFTED: St. Louis' seventh round pick, 200th overall, in 2018

Season	Team	League	Regular Season					Playoffs				
			GP	G	A	PTS	PIM	GP	G	A	PTS	PIM
2015-16	Newmarket	OJHL	2	0	0	0	2	2	--	--	--	--
2016-17	Barrie	OHL	62	1	13	14	51	--	--	--	--	
2017-18	Barrie	OHL	59	3	20	23	87	12	3	3	6	10
2018-19	Barrie	OHL	68	14	45	59	105	--	--	--	--	--
	San Antonio	AHL	2	0	0	0	0	--	--	--	--	--


2019 DRAFT



NIKITA ALEXANDROV FORWARD

HEIGHT: 5-11 **WEIGHT:** 185
SHOOTS: Left
BORN: 9-16-00
BIRTHPLACE: Burgwedel, Germany
DRAFTED: St. Louis' second round selection, 62nd overall, in 2019


Season	Team	League	Regular Season					Playoffs				
			GP	G	A	PTS	PIM	GP	G	A	PTS	PIM
2016-17	Iserlohn EC U19	DNL	36	32	29	61	30	4	2	3	5	54
2017-18	Charlottetown	QMJHL	66	13	18	31	22	18	7	10	17	8
2018-19	Charlottetown	QMJHL	64	27	34	61	36	6	4	3	7	0



COLTEN ELLIS GOALTENDER

HEIGHT: 6-1 **WEIGHT:** 187
CATCHES: Left
BORN: 10-5-00
BIRTHPLACE: Whycocomagh, Nova Scotia
DRAFTED: St. Louis' third round selection, 93rd overall, in 2019

Season	Club	League	Regular Season							Playoffs							
			GP	W	L	O/T	MIN	SO	AVG	SV%	GP	W	L	MIN	GA	SO	AVG
2016-17	Cape Breton	QMJHL	3	2	0	0	144	0	2.50	.885	--	--	--	--	--	--	--
2017-18	Rimouski	QMJHL	51	33	8	1	2836	6	2.35	.913	7	3	4	404	21	0	3.12
2018-19	Rimouski	QMJHL	46	27	15	0	2649	3	2.47	.910	12	8	4	737	29	1	2.36



KEAN WASHKURAK FORWARD

HEIGHT: 5-10 **WEIGHT:** 185
SHOOTS: Left
BORN: 8-16-01
BIRTHPLACE: Kitchener, Ontario
DRAFTED: St. Louis' fifth round selection, 155th overall, in 2019


Season	Team	League	GP	Regular Season					Playoffs				
				G	A	PTS	PIM	GP	G	A	PTS	PIM	
2017-18	Mississauga	OHL	61	6	9	15	32	6	1	0	1	0	
	Canada Red U17	WHC-17	6	1	1	2	4	--	--	--	--	--	
2018-19	Mississauga	OHL	66	16	31	47	58	2	1	2	3	9	
	Canada U18	WJC-18	7	0	1	1	14	--	--	--	--	--	



VADIM ZHERENKO GOALTENDER

HEIGHT: 6-2 **WEIGHT:** 176
CATCHES: Left
BORN: 3-15-01
BIRTHPLACE: Russia
DRAFTED: St. Louis' seventh round selection, 208th overall, in 2019

Season	Club	League	GP	W	L	O/T	MIN	Regular Season			Playoffs						
								SO	AVG	SV%	GP	W	L	MIN	GA	SO	AVG
2017-18	CSKA Moskva	Russia U17	7	--	--	--	--	--	1.71	--	--	--	--	--	--	--	--
	CSKA Moskva	Russia U18	11	--	--	--	--	--	3.00	--	--	--	--	--	--	--	--
2018-19	MHK Dynamo	MHL	19	--	--	--	--	--	2.29	.936	--	--	--	--	--	--	--



JEREMY MICHEL FORWARD

HEIGHT: 6-1 **WEIGHT:** 150
SHOOTS: Left
BORN: 5-2-01
BIRTHPLACE: Levis, Quebec
DRAFTED: St. Louis' seventh round selection, 217th overall, in 2019

Season	Team	League	GP	Regular Season					Playoffs				
				G	A	PTS	PIM	GP	G	A	PTS	PIM	
2016-17	Levis	QMAAA	39	20	23	43	4	13	3	10	13	4	
2017-18	Val-d'Or	QMJHL	65	6	17	23	16	3	0	0	0	0	
2018-19	Val-d'Or	QMJHL	64	16	26	42	12	7	1	1	2	6	



ST. LOUIS BLUES

2019 TRAINING CAMP ROSTER

FORWARDS

#	PLAYER	HT	WT	SH	Birthplace	Birthdate	18/19 Club(s)/League(s)	GP	G	A	PTS	PIM
32	Nikita Alexandrov	6'0	179	Left	Burgwedel, Germany	9-16-00	Charlottetown (QMJHL)	64	27	34	61	36
49	Ivan Barbashev	6'0	187	Left	Moscow, Russia	12-14-95	St. Louis (NHL)	80	14	12	26	17
9	Sammy Blais	6'2	209	Left	Montmagny, Quebec	6-17-96	St. Louis (NHL)	32	2	4	6	6
							San Antonio (AHL)	26	8	10	18	55
21	Tyler Bozak	6'1	193	Right	Regina, Sk	3-19-86	St. Louis (NHL)	72	13	25	38	20
76	Cameron Darcy	6'0	185	Right	South Boston, Mass	3-2-94	Utica (AHL)	68	10	13	23	49
15	Robby Fabbri	5'10	180	Left	Mississauga, Ontario	1-22-96	St. Louis (NHL)	32	2	4	6	6
							San Antonio (AHL)	3	1	2	4	4
52	Erik Foley	6'0	185	Left	Mansfield, Mass	6-30-97	San Antonio (AHL)	0	0	0	0	0
							Czech Republic (WJC)	5	0	1	1	2
79	Robby Jackson	5'9	190	Left	Alameda, California	8-22-97	St. Cloud State (NCAA)	37	19	21	40	18
							San Antonio (AHL)	3	1	0	1	0
54	Dakota Joshua	6'2	198	Left	Dearborn, Michigan	5-15-96	Ohio State (NCAA)	32	9	13	22	67
83	Tanner Kaspick	6'1	205	Left	Brandon, Manitoba	1-28-98	San Antonio (AHL)	46	4	4	8	24
							Tulsa (ECHL)	6	0	1	1	4
37	Klim Kostin	6'3	212	Left	Penza, Russia	5-5-99	San Antonio (AHL)	66	10	14	24	102
							Russia (WJC)	7	3	3	6	10
33	Jordan Kyrou	6'0	177	Right	Toronto, Ontario	5-5-98	San Antonio (AHL)	47	16	27	43	10
							St. Louis (NHL)	16	1	2	3	4
58	Mathias Laferriere	6'2	181	Right	Montreal, Quebec	6-27-00	Cape Breton (QMJHL)	68	28	46	74	24
25	Nick Lappin	6'1	174	Right	Geneva, Illinois	11-1-92	Binghamton (AHL)	56	19	15	34	25
							New Jersey (NHL)	11	0	0	0	0
28	Mackenzie MacEachern	6'2	197	Left	Bloomfield Hills, MI	3-9-94	San Antonio (AHL)	33	9	7	16	18
							St. Louis (NHL)	29	3	2	5	10
42	Jeremy Michel	6'1	150	Left	Levis, Quebec	5-2-01	Val-d'Or (QMJHL)	64	16	26	42	12
78	Zach Nastasiuk	6'1	201	Right	Barrie, Ontario	3-30-95	Charlotte (AHL)	43	5	6	11	8
							Florida (ECHL)	28	9	8	17	10
71	Jordan Nolan	6'3	217	Left	Garden River, Ont	6-23-89	San Antonio (AHL)	59	17	18	35	72
							St. Louis (NHL)	14	0	2	2	14
81	Ryan Olsen	6'2	194	Right	Delta, BC	3-25-94	San Antonio (AHL)	69	17	17	34	58
90	Ryan O'Reilly	6'1	210	Left	Clinton, Ontario	2-7-91	St. Louis (NHL)	82	28	49	77	12
57	David Perron	6'0	193	Right	Sherbrooke, Quebec	5-28-88	St. Louis (AHL)	57	23	23	46	46
53	Austin Poganski	6'2	201	Right	St. Cloud, Minnesota	2-16-96	San Antonio (AHL)	59	9	22	31	12
64	Evan Polei	6'2	229	Left	Wetaskiwin, Alberta	2-19-96	Bakersfield (AHL)	53	9	11	20	82
12	Zach Sanford	6'4	200	Left	Salem, Massachusetts	11-9-94	St. Louis (NHL)	60	8	12	20	21
							San Antonio (AHL)	7	4	2	6	2
10	Brayden Schenn	6'1	200	Left	Saskatoon, SK	8-22-91	St. Louis (NHL)	72	17	37	54	40
17	Jaden Schwartz	5'10	185	Left	Wilcox, Saskatchewan	6-25-92	St. Louis (NHL)	69	11	25	36	16
20	Alexander Steen	6'0	203	Left	Winnipeg, Manitoba	3-1-84	St. Louis (NHL)	65	10	17	27	14
47	Nolan Stevens	6'3	183	Left	Brantford, Ontario	7-22-96	San Antonio (AHL)	59	9	9	18	12
							Tulsa (ECHL)	3	2	1	3	0
70	Oskar Sundqvist	6'3	208	Right	Boden, Sweden	3-23-94	St. Louis (NHL)	74	14	17	31	22
91	Vladimir Tarasenko	6'0	230	Left	Yaroslavl, Russia	12-13-91	St. Louis (NHL)	76	33	35	68	22
18	Robert Thomas	6'0	190	Right	Aurora, Ontario	7-2-99	St. Louis (NHL)	70	9	24	33	14
65	Alexey Toropchenko	6'3	201	Left	Moskva, Russia	6-25-99	Guelph (OHL)	62	17	26	43	33
74	Michael Vecchione	5'10	194	Right	Saugus, Mass	2-25-93	Lehigh Valley (AHL)	67	15	23	38	36
36	Nathan Walker	5'8	185	Left	Cardiff, Great Britain	2-7-94	Hershey (AHL)	58	17	22	39	54
							Washington (NHL)	3	0	1	1	2
40	Keanan Washkurak	5'10	185	Left	Kitchener, Ontario	8-16-01	Mississauga (OHL)	66	16	31	47	58

DEFENSEMEN

#	PLAYER	HT	WT	SH	Birthplace	Birthdate	18/19 Club(s)/League(s)	GP	G	A	PTS	PIM
68	Andreas Borgman	6'0	199	Left	Stockholm, Sweden	6-18-95	Toronto (AHL)	45	4	13	17	43
41	Robert Bortuzzo	6'4	213	Right	Thunder Bay, Ontario	3-18-89	St. Louis (NHL)	59	2	8	10	47
19	Jay Bouwmeester	6'4	205	Left	Edmonton, Alberta	9-27-83	St. Louis (NHL)	78	3	14	17	40
59	Jake Dotchin	6'3	209	Right	Cambridge, Ontario	3-24-94	Anaheim (NHL)	20	0	1	1	39
							San Diego (AHL)	20	4	3	7	68
29	Vince Dunn	6'0	208	Left	Mississauga, Ontario	10-29-96	St. Louis (NHL)	78	12	23	35	45
6	Joel Edmundson	6'4	216	Left	Brandon, Manitoba	6-28-93	St. Louis (NHL)	64	2	9	11	68
4	Carl Gunnarsson	6'2	200	Left	Orebro, Sweden	11-9-86	St. Louis (NHL)	25	3	4	7	6
							San Antonio (AHL)	2	0	0	0	2
48	Joey LaLeggia	5'10	185	Left	Burnaby, BC	6-24-92	San Antonio (AHL)	71	16	31	47	30
77	Niko Mikkola	6'4	185	Left	Kiiminki, Finland	4-27-96	San Antonio (AHL)	70	2	7	9	41
							Finland (WC)	10	2	3	5	0
43	Rob O'Gara	6'4	207	Left	Nesconset, New York	7-6-93	Hartford (AHL)	47	3	8	11	64
55	Colton Parayko	6'6	225	Right	St. Albert, Alberta	5-12-93	St. Louis (NHL)	80	10	18	28	15
27	Alex Pietrangolo	6'3	210	Right	King City, Ontario	1-18-90	St. Louis (NHL)	71	13	28	41	22
51	Derrick Pouliot	6'0	196	Left	Estevan, SK	1-16-94	Vancouver (NHL)	62	3	9	12	30
39	Mitch Reinke	5'11	181	Right	Stillwater, Minnesota	2-4-96	San Antonio (AHL)	76	12	33	45	20
75	Tyler Tucker	6'1	203	Left	Longlac, Ontario	3-1-00	Barrie (OHL)	68	14	45	59	105
							San Antonio (AHL)	2	0	0	0	0
46	Jake Walman	6'1	201	Left	Toronto, Ontario	2-20-96	San Antonio (AHL)	66	3	10	13	48



ST. LOUIS BLUES

GOALTENDERS

#	PLAYER	HT	WT	Catches	Left	Birthplace	Birthdate	18/19 Club(s)/League(s)	GP	MIN	GA	GAA	W-L-O/T	SV%
34	Jake Allen	6'2"	203	Left		Fredericton, NB	8-7-90	St. Louis (NHL)	46	2568	121	2.83	19-17-8	.905
50	Jordan Binnington	6'1"	174	Left		Richmond Hill, ONT	7-11-93	St. Louis (NHL)	32	1876	59	1.89	24-5-1	.927
								San Antonio (AHL)	16	922	32	2.08	11-4-0	.927
45	Colten Ellis	6'1"	187	Left		Whycocomagh, NS	10-5-00	Rimouski Oceanic (QMJHL)	46	2649	109	2.47	27-15-0	.910
85	Evan Fitzpatrick	6'3"	205	Left		St. John's, NL	1-28-98	Tulsa (ECHL)	25	1436	79	3.30	12-10-2	.874
								San Antonio (AHL)	8	384	17	2.66	2-3-0	.901
1	Joel Hofer	6'4"	161	Left		Winnipeg, Manitoba	7-30-00	Swift Current (WHL)	30	1806	121	4.02	6-21-1	.904
								Portland (WHL)	18	1019	54		3-18	.911
								San Antonio (AHL)	1	58	4	4.11	0-1-0	.886
35	Ville Husso	6'3"	205	Left		Helsinki, Finland	2-6-95	San Antonio (AHL)	27	1422	87	3.67	6-18-0	.871
30	Adam Wilcox	6'0"	190	Left		South St. Paul, MN	11-26-92	Rochester (AHL)	28	1531	72	2.82	13-13-1	.896

SAN ANTONIO RAMPAGE

San Antonio Rampage
One AT&T Center
Phone: 210-444-5554
Fax: 210-444-5737
Website: www.sarampage.com
Arena: AT&T Center
Capacity: 18,581



CHAIRMAN:

CEO:

SENIOR VP, SALES & MARKETING / ALT. GOV:

GENERAL MANAGER:

HEAD COACH:

ASSISTANT COACH:

ASSISTANT COACH:

GOALTENDING COACH:

HEAD ATHLETIC TRAINER:

STRENGTH & CONDITIONING COACH:

HEAD EQUIPMENT MANAGER:

ASSISTANT EQUIPMENT MANAGER:

SENIOR DIRECTOR OF FRANCHISE

BUSINESS OPERATIONS:

SENIOR MANAGER, FRANCHISE

TICKET SALES AND SERVICE:

BROADCAST & MEDIA RELATIONS MANAGER:

Peter J. Holt

RC Bufor

Frank Miceli

Kevin McDonald

Drew Bannister

Jim Johnson

Daniel Tkaczuk

Dave Rogalski

Koryd Lavimoniere

Abe Edson

Steve Passineau

Jack Markwardt

Ryan Snider

Frank Torres

Brian McCormack



Drew Bannister

Head Coach

Drew Bannister was named head coach of the Rampage on June 5, 2018 and is entering his second season behind the bench.

Bannister's team met or exceeded several franchise records in 2018-19. The Rampage won 23 games at the AT&T Center in 2018-19, matching the franchise mark for home victories in a season. The Rampage also set new franchise records for home winning and unbeaten streaks under Bannister, winning 12 straight home games from Dec. 8 to Jan. 5 and earning at least a point in 17 straight (15-0-2) at the AT&T Center from Dec. 8 to Mar. 5.

Prior to joining the Rampage, Bannister spent three seasons as head coach of the Ontario Hockey League's (OHL) Sault Ste. Marie Greyhounds. In 2017-18, Bannister led the Greyhounds to franchise records in both wins (55-7-6) and points (116) en route to capturing the franchise's fifth Hamilton Spectator Trophy as the OHL regular season champion. The Sudbury, Ontario, native also guided the club to an appearance in the 2018 OHL Finals, where they lost in six games to the Hamilton Bulldogs. For his efforts, Bannister was named the coach of the year in both the OHL (Matt Leyden Trophy) and the Canadian Hockey League (CHL) overall (Janes Brian Kilrea Award). Overall, he posted a 136-50-18 regular season record as head coach of the Greyhounds. He was also recognized as Sault Ste. Marie's Sportsperson of the Year with the HP Broughton Award in 2019. Prior to joining Sault Ste. Marie, he began his coaching career with the OHL's Owen Sound Attack, where he spent three seasons as an assistant coach.

Bannister was a second round draft pick of the Tampa Bay Lightning in 1992. He enjoyed a six-year National Hockey League (NHL) career, including stints with Tampa Bay, Edmonton, Anaheim and New York (Rangers). Overall, he collected 30 points in 164 career NHL regular season games. He also spent four seasons in the AHL, including 1999-2000, when he captured the Calder Cup Championship with the Hartford Wolf Pack. Along with his professional career in North America, Bannister played nine seasons overseas, before retiring after the 2011-12 season.



Jim Johnson
Assistant Coach

Johnson was named assistant coach on Aug. 8, 2019. He has served as a coach for five National Hockey League organizations since the 1999-00 season. The New Hope, Minnesota native most recently served three seasons with the Edmonton Oilers (2015-18) as an assistant coach. Johnson was also an assistant coach with the San Jose Sharks for three seasons (2012-15), serving in both organizations under Head Coach Todd McLellan. Johnson worked with current St. Louis Blues Senior Consultant Larry Robinson in San Jose, then an associate head coach with the Sharks.

Johnson has also served as an assistant coach with the Washington Capitals (2011-12) and Tampa Bay Lightning (2008-10). Johnson was interim head coach for the Phoenix Coyotes in 1999-00. He

served as head coach with the American Hockey League's Norfolk Admirals for a portion of the 2009-10 season.

Johnson worked with the US National Team Development Program from 1999-02, serving as an assistant coach at the World Junior Championships three times.

A veteran of 829 NHL games, the former defenseman recorded 29 goals and 195 points with the Pittsburgh Penguins, Minnesota North Stars, Dallas Stars, Washington Capitals, and Phoenix Coyotes. Johnson won WCHA Championships in 1984 and 1985 at the University of Minnesota-Duluth, and he represented the US at the World Championships in 1985, 1986, 1987, and 1990.



Daniel Tkaczuk
Assistant Coach

Daniel Tkaczuk is entering his second season behind the bench in San Antonio after serving as an assistant and skills coach with the St. Louis Blues in 2017-18. Tkaczuk, 39, served as an assistant coach in the American Hockey League in 2016-17 with the Chicago Wolves. He also worked as an assistant coach in junior hockey, spending four seasons with the Owen Sound Attack (2011-15) and one year with the Kitchener Rangers (2015-16) of the Ontario Hockey League.

Tkaczuk, a first-round draft pick of the Calgary Flames in 1997, played 12 professional seasons across eight leagues. Tkaczuk played 19 NHL games for the Flames in 2000-01, tallying four goals

and 11 points. He played 286 American Hockey League games with St. John, Worcester, Bridgeport, Syracuse, Rochester, and Hartford, totaling 59 goals, 168 points, and 191 penalty minutes. Tkaczuk was named to the AHL's All-Rookie Team in 1999-00 with St. John, where he also won a Calder Cup in 2001. He was coached in Hartford by fellow Rampage assistant coach J.J. Daigneault.

A Toronto, Ontario native, Tkaczuk's playing career also included stops in the ECHL, Finland, Italy, Germany, Austria, and the United Kingdom. He won championships in Italy in 2005 and 2006 playing with Milano, and he also added an EHL championship in 2011 with Nottingham.



ST. LOUIS BLUES

SCHEDULE

SEASON PRESENTED BY H-E-B



2019-20 RAMPAGE SCHEDULE

Calendar for October, November, and December showing game dates, times, and opponents.

Calendar for January, February, and March showing game dates, times, and opponents.

Calendar for April and May showing game dates, times, and opponents.

Legend for game types: Home Game, Away Game, 1 Bank Night, Saturday Game, Sunday Game, Hockey Fights Cancer, Pink In The Rink, Military Night. Includes logos for Bud Light and Cane's.


PACIFIC DIVISION: ABV TEAM, NHL AFFILIATE, COL COLORADO EAGLES, COLORADO AVALANCHE, TUC TUCSON ROADRUNNERS, ARIZONA COYOTES. NORTH DIVISION: TOR TORONTO MAPLES, TORONTO MAPLE LEAFS. ATLANTIC DIVISION: WBS W-B/SCRANTON PENGUINS, PITTSBURGH PENGUINS.

CENTRAL DIVISION: ABV TEAM, NHL AFFILIATE, CHI CHICAGO WOLVES, VEGAS GOLDEN KNIGHTS, GR GRAND RAPIDS GRIFFINS, DETROIT RED WINGS, IA IOWA WILD, MINNESOTA WILD, MB MANITOBA MOOSE, WINNIPEG JETS, MIL MILWAUKEE ADMIRALS, NASHVILLE PREDATORS, RFD ROCKFORD ICEHOGS, CHICAGO BLACKHAWKS, SA SAN ANTONIO RAMPAGE, ST. LOUIS BLUES, TEX TEXAS STARS, DALLAS STARS.

AT&T CENTER logo and text: WATCH THE RAMPAGE ALL SEASON LONG AHLTV

Social media icons for Facebook, Twitter, and Instagram with text: FOLLOW THE RAMPAGE ONLINE TODAY @SARAMPAGE

OR TICKETS VISIT SARAMPAGE.COM



AHL AFFILIATE OF THE ST. LOUIS BLUES

TULSA OILERS

9128 E. 46th St.

Tulsa, OK 74145

PHONE: (918) 632-7825

FAX: (918) 632-0006

WEBSITE: www.tulsaoylers.com

ARENA: BOK Center

CAPACITY: 19,199



OWNERSHIP:

GENERAL MANAGER:

HEAD COACH / DIRECTOR

OF HOCKEY OPERATIONS:

VP OF OPERATIONS:

VP OF TICKET SALES:

VP OF CORPORATE PARTNERSHIPS:

VP OF COMMUNICATIONS:

DIRECTOR OF GAME OPERATIONS:

DIRECTOR OF TEAM SERVICES:

BROADCASTER AND DIRECTOR

OF MEDIA RELATIONS:

CORPORATE AMBASSADOR:

EQUIPMENT MANAGER:

ATHLETIC TRAINER:

STRENGTH AND

CONDITIONING COACH:

Steven Brothers Sports Management, LCC.

Taylor Hall

Rob Murray

Jessica Adams

Shawn Watring

Ryan Christy

John Peterson

Alan Parrent

Desiree Saczynski

Zack Reynolds

Matt Prater

Nathan Tyahla

Garett Hoglelund

Steve Lintern

Nizam Rahim



Rob Murray

Head Coach / Director of Hockey Operations

Murray signed with the Oilers in June 2017, after spending the previous six seasons with the ECHL's Alaska Aces. The Toronto native has a long history of success as a player and coach. During his tenure in Anchorage, Murray led Alaska to three consecutive Brabham Cups with the best regular season record in the ECHL from 2011-12 to 2013-14. The Aces captured the Kelly Cup that third season.

The 51-year-old began his coaching career in 2003 as Assistant for the AHL's Providence Bruins, where he stayed in that role for five seasons. Murray was promoted to Head Coach in Providence in 2008,

and spent the next three seasons there before heading to Alaska to coach the Aces. In 503 career ECHL games coached, he has compiled a 262-179-62 record.

Murray was drafted in the third round by the Washington Capitals at the 1985 NHL Entry Draft, and enjoyed a 16-year playing career. He played in over 1,000 AHL games throughout his career, and dressed in over 100 NHL games split between the Capitals, Winnipeg Jets and Phoenix Coyotes. In January 2017, Murray was inducted into the American Hockey League's Hall of Fame.



Zac Desjardins

Assistant Coach

Desjardins hails from Denver and has been a hockey camp coordinator and instructor for some of the top junior hockey talent in the region. He was born in Calgary and has been an integral part of recruiting and developing junior hockey talent through the CCM Hockey Showcase and the USJDP Junior Prep Camp.

After playing junior hockey in the SJHL and the AWHL, Desjardins began his coaching career at Kent State University. In 2007, Desjardins earned his first junior coaching job as an assistant for the Cambellton (NB) Tigers of the Maritimes Junior Hockey League in Eastern Canada. He took an assistant coaching position in 2008

with the Kenai River (AK) Brown Bears of the North American Hockey League and was named the Head Coach of the San Antonio Diablos (WSHL) in 2009. Zac was then the Head Coach for the Tulsa Jr. Oilers for 2012-2014 before moving on to the Oklahoma City Blazers as the Associate Head Coach and Assistant General Manager during the 2014-2016 seasons in the WSHL.

SCHEDULE



TULSA OILERS 2019-2020 SCHEDULE

TULSAOILERS.COM
918-632-7825



OCTOBER

HOME **AWAY**

FRI	11	KANSAS CITY	7:05 PM
SAT	12	ALLEN	7:05 PM
SUN	13	RAPID CITY	4:05 PM
Fri	18	@ Kansas City	7:05 PM
SAT	19	RAPID CITY	7:05 PM
SUN	20	RAPID CITY	4:05 PM
TUE	22	KANSAS CITY	7:05 PM
Fri	25	@ Wheeling	6:05 PM
Sat	26	@ Kalamazoo	6:05 PM
TUE	29	GREENVILLE	7:05 PM
WED	30	GREENVILLE	7:05 PM

NOVEMBER

SUN	3	RAPID CITY	4:05 PM
TUE	5	ALLEN	7:05 PM
Fri	8	@ Wichita	7:05 PM
FRI	15	RAPID CITY	7:05 PM
SAT	16	IDAHO	7:05 PM
Wed	20	@ Rapid City	8:05 PM
Fri	22	@ Rapid City	8:05 PM
Sat	23	@ Rapid City	8:05 PM
Wed	27	@ Wichita	7:05 PM
SAT	30	ALLEN	7:05 PM

DECEMBER

SUN	1	ALLEN	4:05 PM
FRI	6	FORT WAYNE	7:05 PM
Sat	7	@ Wichita	7:05 PM
FRI	13	WICHITA	7:05 PM
SAT	14	WICHITA	7:05 PM
SUN	15	WICHITA	4:05 PM
THU	19	UTAH	7:05 PM
Fri	20	@ Wichita	7:05 PM
Sat	21	@ Kansas City	7:05 PM
Fri	27	@ Utah	8:10 PM
Sat	28	@ Utah	8:10 PM
Mon	30	@ Utah	8:10 PM

JANUARY

FRI	3	IDAHO	7:05 PM
SAT	4	IDAHO	7:05 PM
SUN	5	IDAHO	4:05 PM
FRI	10	KANSAS CITY	7:05 PM
SAT	11	UTAH	7:05 PM
SUN	12	WICHITA	4:05 PM
Wed	15	@ Idaho	8:10 PM
Fri	17	@ Idaho	8:10 PM
Sat	18	@ Idaho	8:10 PM
FRI	24	KALAMAZOO	7:05 PM
SAT	25	KALAMAZOO	7:05 PM
SUN	26	IDAHO	4:05 PM
Thu	30	@ Allen	7:05 PM
Fri	31	@ Kansas City	7:05 PM

FEBRUARY

Sat	1	@ Kansas City	7:05 PM
Fri	7	@ Indy	6:35 PM
Sat	8	@ Fort Wayne	6:35 PM
TUE	11	UTAH	7:05 PM
Fri	14	@ Wichita	7:05 PM
Sat	15	@ Wichita	7:05 PM
SUN	16	KANSAS CITY	4:05 PM
Tue	18	@ Allen	7:05 PM
Fri	21	@ Allen	7:05 PM
SUN	23	ALLEN	4:05 PM
Fri	28	@ Rapid City	8:05 PM
Sat	29	@ Rapid City	8:05 PM

MARCH

Sun	1	@ Rapid City	5:05 PM
TUE	3	ALLEN	7:05 PM
Sat	7	@ Allen	7:05 PM
Fri	13	@ Kansas City	7:05 PM
SAT	14	KANSAS CITY	7:05 PM
Sun	15	@ Kansas City	4:05 PM
FRI	20	RAPID CITY	7:05 PM
TUE	24	WICHITA	7:05 PM
Sat	28	@ Allen	7:05 PM

APRIL

Wed	1	@ Wichita	7:05 PM
Fri	3	@ Wichita	7:05 PM
SAT	4	ALLEN	7:05 PM
Sun	5	@ Allen	4:05 PM

*All dates and times are subject to change
*All game times are CT

SEASON TICKETS STARTING AS LOW AS \$17 A MONTH



FINAL STANDINGS

EASTERN CONFERENCE

Atlantic Division

	GP	W	L	OT	PTS	ROW	GF	GA
Tampa Bay	82	62	16	4	128	56	325	222
Boston	82	49	24	9	107	47	259	215
Toronto	82	46	28	8	100	46	286	251
Montreal	82	44	30	8	96	41	249	236
Florida	82	36	32	14	86	33	267	280
Buffalo	82	33	39	10	76	28	226	271
Detroit	82	32	40	10	74	29	227	277
Ottawa	82	29	47	6	64	29	242	302

Metropolitan Division

	GP	W	L	OT	PTS	ROW	GF	GA
Washington	82	48	26	8	104	44	278	249
NY Islanders	82	48	27	7	103	43	228	196
Pittsburgh	82	44	26	12	100	42	273	241
Carolina	82	46	29	7	99	44	245	223
Columbus	82	47	31	4	98	45	258	232
Philadelphia	82	37	37	8	82	34	244	281
NY Rangers	82	32	36	14	78	26	227	272
New Jersey	82	31	41	10	72	28	222	275

WESTERN CONFERENCE

Central Division

	GP	W	L	OT	PTS	ROW	GF	GA
Nashville	82	47	29	6	100	43	240	214
Winnipeg	82	47	30	5	99	45	272	244
St. Louis	82	45	28	9	99	42	247	223
Dallas	82	43	32	7	93	42	210	202
Colorado	82	38	30	14	90	36	260	246
Chicago	82	36	34	12	84	33	270	292
Minnesota	82	37	36	9	83	36	211	237

Pacific Division

	GP	W	L	OT	PTS	ROW	GF	GA
Calgary	82	50	25	7	107	50	289	227
San Jose	82	46	27	9	101	46	289	261
Vegas	82	43	32	7	93	40	249	230
Arizona	82	39	35	8	86	35	213	223
Vancouver	82	35	36	11	81	29	225	254
Anaheim	82	35	37	10	80	32	199	251
Edmonton	82	35	38	9	79	32	232	274
Los Angeles	82	31	42	9	71	28	202	263

TEAM STANDINGS BY CONFERENCE

EASTERN CONFERENCE

	GP	W	L	OT	PTS	ROW	GF	GA
Tampa Bay	82	62	16	4	128	56	325	222
Boston	82	49	24	9	107	47	259	215
Washington	82	48	26	8	104	44	278	249
NY Islanders	82	48	27	7	103	43	228	196
Toronto	82	46	28	8	100	46	286	251
Pittsburgh	82	44	26	12	100	42	273	241
Carolina	82	46	29	7	99	44	245	223
Columbus	82	47	31	4	98	45	258	232
Montreal	82	44	30	8	96	41	249	236
Arizona	82	39	35	8	86	35	213	223
Florida	82	36	32	14	86	33	267	280
Philadelphia	82	37	37	8	82	34	244	281
NY Rangers	82	32	36	14	78	26	227	272
Buffalo	82	33	39	10	76	28	226	271
Detroit	82	32	40	10	74	29	227	277
New Jersey	82	31	41	10	72	28	222	275
Ottawa	82	29	47	6	64	29	242	302

WESTERN CONFERENCE

	GP	W	L	OT	PTS	ROW	GF	GA
Calgary	82	50	25	7	107	50	289	227
San Jose	82	46	27	9	101	46	289	261
Nashville	82	47	29	6	100	43	240	214
Winnipeg	82	47	30	5	99	45	272	244
St. Louis	82	45	28	9	99	42	247	223
Dallas	82	43	32	7	93	42	210	202
Vegas	82	43	32	7	93	40	249	230
Colorado	82	38	30	14	90	36	260	246
Arizona	82	39	35	8	86	35	213	223
Chicago	82	36	34	12	84	33	270	292
Minnesota	82	37	36	9	83	36	211	237
Vancouver	82	35	36	11	81	29	225	254
Anaheim	82	35	37	10	80	32	199	251
Edmonton	82	35	38	9	79	32	232	274
Los Angeles	82	31	42	9	71	28	202	263

BLUES SEASON RECAP

LEAGUE LEADERS

NHL SCORING LEADERS

PLAYER	TEAM	GP	G	A	PTS	+/-	PIM	PPG	SHG	GWG	S	S%
Nikita Kucherov	TBL	82	41	87	128	24	62	15	0	8	246	16.7
Connor McDavid	EDM	78	41	75	116	3	20	9	1	9	240	17.1
Patrick Kane	CHI	81	44	66	110	2	22	9	0	7	341	12.9
Leon Draisaitl	EDM	82	50	55	105	2	52	16	3	5	231	21.6
Brad Marchand	BOS	79	36	64	100	15	96	10	3	9	231	15.6
Sidney Crosby	PIT	79	35	65	100	18	36	12	0	3	220	15.9
Nathan MacKinnon	COL	82	41	58	99	20	34	12	0	6	365	11.2
Johnny Gaudreau	CGY	82	36	63	99	18	24	6	0	8	245	14.7
Steven Stamkos	TBL	82	45	53	98	4	37	19	2	6	234	19.2
Aleksander Barkov	FLA	82	35	61	96	-3	8	13	0	5	206	17.0

DEFENSEMEN SCORING LEADERS

PLAYER	TEAM	GP	G	A	PTS	+/-	PIM	PPG	SHG	GWG	S	S%
Brent Burns	SJS	82	16	67	83	13	34	7	1	6	300	5.3
Mark Giordano	CGY	78	17	57	74	39	69	3	4	2	221	7.7
Morgan Rielly	TOR	82	20	52	72	24	14	3	0	5	223	9.0
John Carlson	WSH	80	13	57	70	21	34	3	0	1	185	7.0
Keith Yandle	FLA	82	9	53	62	-17	50	7	0	2	199	4.5

GOALS

PLAYER	TEAM	GP	G
Alex Ovechkin	WSH	81	51
Leon Draisaitl	EDM	82	50
John Tavares	TOR	82	47
Steven Stamkos	TBL	82	45
Patrick Kane	CHI	81	44

ASSISTS

PLAYER	TEAM	GP	A
Nikita Kucherov	TBL	82	87
Connor McDavid	EDM	78	75
Blake Wheeler	WPG	82	71
Mitchell Marner	TOR	82	68
Brent Burns	SJS	82	67

POWER PLAY GOALS

PLAYER	TEAM	GP	PPG
Brayden Point	TBLS	79	20
Steven Stamkos	TBL	82	19
Alex Ovechkin	WSH	81	18
Mike Hoffman	FLA	82	17
David Pastrnak	BOS	66	17

SHORT HAND GOALS

PLAYER	TEAM	GP	SHG
Michael Grabner	ARI	41	6
Mark Jankowski	CGY	79	5
Anthony Cirelli	TBL	82	5

POWER PLAY ASSISTS

PLAYER	TEAM	GP	PPA
Nikita Kucherov	TBL	82	33
Keith Yandle	FLA	82	32
Blake Wheeler	WPG	82	31
John Carlson	WSH	80	30

SHORT HAND ASSISTS

PLAYER	TEAM	GP	SHA
Brian Dumoulin	PIT	76	4
6 tied			4

* Denotes Rookie



LEAGUE LEADERS

POWER PLAY POINTS

PLAYER	TEAM	GP	PPP
Nikita Kucherov	TBL	82	48
Steven Stamkos	TBL	82	40
Keith Yandle	FLA	82	39
Nathan MacKinnon	COL	82	37

SHORT HAND POINTS

PLAYER	TEAM	GP	SHP
Michael Grabner	ARI	41	9
Mark Jankowski	CGY	79	8
Patrice Bergeron	BOS	65	7
Brad Marchand	BOS	79	7

GAME WINNING GOALS

PLAYER	TEAM	GP	GWG
Phil Kessel	PIT	82	10
Gabriel Landeskog	COL	73	9
Brad Marchand	BOS	79	9
Connor McDavid	EDM	78	9

SHOTS

PLAYER	TEAM	GP	S
Nathan MacKinnon	COL	82	365
Patrick Kane	CHI	81	341
Alex Ovechkin	WSH	81	338
Tyler Seguin	DAL	82	334
Jack Eichel	BUF	77	303

SHOOTING PERCENTAGE (MIN 50 SHOTS)

PLAYER	TEAM	GP	G	S	S%
Ivan Barbashev	STL	80	14	60	23.3
Valterri Filppula	NYI	72	17	78	21.8
Leon Draisaitl	EDM	82	50	231	21.6
Brayden Point	TBL	79	41	191	21.5
David Perron	STL	57	23	112	20.5

PLUS/MINUS

PLAYER	TEAM	GP	+/-
Mark Giordano	CGY	78	39
Ryan McDonagh	TBL	82	38
Brett Pesce	CAR	73	35
Mikael Backlund	CGY	77	34
Brian Dumoulin	PIT	76	31

*Denotes Rookie

BLUES SEASON RECAP

2018-19 ST. LOUIS BLUES FINAL SCORING

POS	PLAYER	GP	G	A	PTS	+/-	PIM	PPG	SHG	GWG	OTG	S	S%	TOI/G
C	Ryan O'Reilly	82	28	49	77	22	12	6	1	5	2	234	12	20:46
R	Vladimir Tarasenko	76	33	35	68	8	22	12	0	5	1	275	12	18:24
C	Brayden Schenn	72	17	37	54	3	40	4	0	5	1	159	10.7	18:35
L	David Perron	57	23	23	46	3	46	7	0	1	0	112	20.5	17:06
D	Alex Pietrangelo	71	13	28	41	2	22	3	0	2	0	168	7.7	24:05
C	Tyler Bozak	72	13	25	38	-3	20	2	0	3	0	141	9.2	16:21
L	Jaden Schwartz	69	11	25	36	-6	16	2	0	1	0	183	6	18:08
D	Vince Dunn	78	12	23	35	14	45	3	0	4	1	150	8	17:32
C	*Robert Thomas	70	9	24	33	-2	14	3	0	0	0	80	11.3	13:04
C	Oskar Sundqvist	74	14	17	31	-1	22	0	1	2	0	113	12.4	13:49
L	Pat Maroon	74	10	18	28	-3	64	2	0	3	0	118	8.5	14:10
D	Colton Parayko	80	10	18	28	20	15	4	0	3	1	176	5.7	22:47
L	Alexander Steen	65	10	17	27	2	14	2	1	0	0	114	8.8	15:50
C	Ivan Barbashev	80	14	12	26	-4	17	0	2	1	0	60	23.3	11:31
L	Zach Sanford	60	8	12	20	8	21	0	0	2	0	77	10.4	12:35
D	Jay Bouwmeester	78	3	14	17	-3	40	0	0	1	0	82	3.7	20:44
D	Joel Edmundson	64	2	9	11	8	68	0	0	1	0	102	2	19:23
D	Robert Bortuzzo	59	2	8	10	9	47	0	0	0	0	75	2.7	15:28
D	Carl Gunnarsson	25	3	4	7	8	6	0	0	1	0	21	14.3	15:56
C	Robby Fabbri	32	2	4	6	-4	6	0	0	1	0	43	4.7	12:39
L	*Mackenzie MacEachern	29	3	2	5	0	10	0	0	1	0	33	9.1	8:02
L	Sammy Blais	32	2	2	4	-1	6	0	0	0	0	27	7.4	9:51
C	*Jordan Kyrou	16	1	2	3	-1	4	0	0	0	0	16	6.3	9:40
D	Michael Del Zotto	7	0	3	3	-2	0	0	0	0	0	5	0	13:02
D	Chris Butler	13	1	1	2	3	0	0	0	0	0	10	10	14:02
C	Jordan Nolan	14	0	2	2	2	14	0	0	0	0	17	0	7:56
D	*Jordan Schmaltz	20	0	2	2	-7	2	0	0	0	0	11	0	11:29
D	Jakub Jerabek	1	0	0	0	-3	2	0	0	0	0	1	0	7:52
R	Chris Thorburn	1	0	0	0	0	0	0	0	0	0	0	0	1:52
R	Nikita Soshnikov	5	0	0	0	-1	0	0	0	0	0	1	0	7:10

GOALTENDER	GP	W	L	OT	SO	GAA	SV%	SA	GA	TOI	G	A	P	PIM
Jake Allen	46	19	17	8	3	2.83	.905	1277	121	2,567:57	0	0	0	0
*Jordan Binnington	32	24	5	1	5	1.89	.927	807	59	1,876:25	0	0	0	0
Chad Johnson	10	2	6	0	1	3.54	.884	250	29	490:47	0	0	0	0

*Denotes Rookie



HOME AND ROAD SCORING

PLAYER	POS	HOME					ROAD				
		GP	G	A	P	+/-	GP	G	A	P	+/-
Ryan O'Reilly	C	41	16	25	41	14	41	12	24	36	8
Vladimir Tarasenko	R	39	12	16	28	0	37	21	19	40	8
Alex Pietrangelo	D	35	10	17	27	8	36	3	11	14	-6
Tyler Bozak	C	37	7	18	25	-5	35	6	7	13	2
David Perron	L	32	11	14	25	0	25	12	9	21	3
Brayden Schenn	C	35	7	16	23	-2	37	10	21	31	5
Alexander Steen	L	34	9	13	22	7	31	1	4	5	-5
Jaden Schwartz	L	35	9	12	21	1	34	2	13	15	-7
Ivan Barbashev	C	39	11	8	19	5	41	3	4	7	-9
Oskar Sundqvist	C	37	7	11	18	1	37	7	6	13	-2
Robert Thomas	C	39	4	14	18	4	31	5	10	15	-6
Vince Dunn	D	38	3	14	17	7	40	9	9	18	7
Pat Maroon	L	36	5	8	13	-13	38	5	10	15	10
Zach Sanford	L	28	5	8	13	7	32	3	4	7	1
Colton Parayko	D	39	6	5	11	10	41	4	13	17	10
Jay Bouwmeester	D	38	2	6	8	-6	40	1	8	9	3
Robert Bortuzzo	D	29	0	7	7	5	30	2	1	3	4
Joel Edmundson	D	30	1	4	5	5	34	1	5	6	3
Robby Fabbri	C	16	2	3	5	4	16	0	1	1	-8
Carl Gunnarsson	D	14	1	2	3	7	11	2	2	4	1
Sammy Blais	L	14	1	1	2	-2	18	1	1	2	1
Chris Butler	D	9	1	1	2	3	4	0	0	0	0
Michael Del Zotto	D	3	0	2	2	0	4	0	1	1	-2
Jordan Kyrou	C	8	1	1	2	0	8	0	1	1	-1
Mackenzie MacEachern	L	9	2	0	2	3	20	1	2	3	-3
Jordan Nolan	C	8	0	2	2	0	6	0	0	0	2
Jordan Schmaltz	D	12	0	1	1	-3	8	0	1	1	-4
Jakub Jerabek	D	1	0	0	0	-3	--	--	--	--	--
Nikita Soshnikov	R	3	0	0	0	1	2	0	0	0	-2
Chris Thorburn	R	--	--	--	--	--	1	0	0	0	0

GOALTENDER	HOME					ROAD				
	GP	W	L	OTL	GAA	GP	W	L	OTL	GAA
Jake Allen	21	8	9	2	3.65	25	11	8	6	2.26
*Jordan Binnington	18	14	2	0	2.02	14	10	3	1	1.72

BLUES SEASON RECAP

ST. LOUIS BLUES 2018-19 GAME-BY-GAME RESULTS

#	DATE	TEAM	SCORE	W/L/OTL	REC	PP	PK	SCORERS	SF	SA	GOALIES	ATT.
1	10/4	vs. WPG	1-5	L	0-1-0	0-4	1-2	29	42	25	Allen	18292
2	10/6	vs. CHI	4-5	OTL	0-1-1	2-6	4-4	55ppg,91,91ppg,25	30	30	Allen	17429
3	10/11	vs. CGY	5-3	W	1-1-1	2-6	4-4	20,57,6,57ppg,57ppg	32	34	Allen	16403
4	10/13	@ CHI	3-4	OTL	1-1-2	2-4	2-3	10,57ppg,10ppg	38	50	Allen	
5	10/14	vs. ANA	2-3	L	1-2-2	1-3	1-2	20,21ppg	31	31	Johnson	16562
6	10/17	@MTL	2-3	L	1-3-2	2-5	3-4	29ppg,10ppg	25	23	Allen	
7	10/20	@ TOR	4-1	W	2-3-2	0-4	4-4	41,12,90,49eng/sh	25	23	Allen	
8	10/22	@ WPG	4-5	OTL	2-3-3	1-4	4-5	90,55,29ppg,57	34	36	Allen	
9	10/25	vs. CBJ	4-7	L	2-4-3	1-3	2-4	91ppg,17,20,12	37	32	Allen/Johnson	17068
10	10/27	vs. CHI	7-3	W	3-4-3	2-5	1-1	90,12,91ppg,21,91,27eng,20ppg	37	24	Allen/Johnson	17201
11	11/1	vs. VGK	5-3	W	4-4-3	1-3	2-3	70,91ppg,70,55,21	26	34	Allen	16813
12	11/3	vs. MIN	1-5	L	4-5-3	1-1	4-4	90ppg	16	45	Allen	17767
13	11/6	vs. CAR	4-1	W	5-5-3	1-4	4-5	90,15,90ppg,90eng	20	39	Johnson	16210
14	11/9	vs. SJS	4-0	W	6-5-3	0-4	4-4	27,90,17,20	31	33	Johnson	17032
15	11/11	vs. MIN	3-2	L	6-6-3	0-2	2-2	70,27	31	18	Johnson	16735
16	11/14	@ CHI	0-1	L	6-7-3	0-1	1-2	-	28	19	Allen	
17	11/16	@ VGK	4-1	W	7-7-3	0-4	3-3	90,90,10,70	35	33	Allen	
18	11/17	@ SJS	0-4	L	7-8-3	0-1	1-2	-	30	29	Johnson	
19	11/19	vs. LAK	0-2	L	7-9-3	0-2	0-0	-	29	27	Allen	16860
20	11/21	@ NSH	1-4	L	7-10-3	0-4	3-3	18	29	34	Allen	
21	11/23	vs. NSH	6-2	W	8-10-3	0-3	2-3	49,90,10,12,15,27	34	28	Allen	16192
22	11/24	vs. WPG	4-8	L	8-11-3	1-3	4-5	57,91,90,7ppg	27	36	Johnson/Allen	17028
23	11/28	@ DET	3-4	L	8-12-3	2-3	2-2	57ppg,91ppg,57	36	31	Allen	
24	11/30	@ COL	3-2	OTW	9-12-3	1-3	3-4	91,20ppg,55	37	29	Allen	
25	12/1	@ ARI	1-6	L	9-13-3	0-2	6-7	18	26	44	Johnson	
26	12/5	vs. EDM	2-3	SOL	9-13-4	0-2	5-5	49,10	30	36	Allen	16551
27	12/7	@ WPG	1-0	W	10-13-4	1-2	6-6	55ppg	27	26	Allen	
28	12/9	vs. VAN	1-6	L	10-14-4	0-2	2-2	33	22	21	Allen/Johnson	16841
29	12/11	vs. FLA	4-3	W	11-14-4	0-3	2-2	49,57,57,10	33	25	Allen	16255
30	12/14	vs. COL	4-3	OTW	12-14-4	0-3	5-6	55,49,55,90shg/otg	28	42	Allen	16366
31	12/16	vs. CGY	2-7	L	12-15-4	0-2	1-4	70,21	28	29	Allen/Binnington	17064
32	12/18	@ EDM	4-1	W	13-15-4	1-3	5-5	57,7,91ppg,17eng	30	23	Allen	
33	12/20	@ VAN	1-5	L	13-16-4	0-3	1-2	91	30	29	Allen	
34	12/22	@ CGY	3-1	W	14-16-4	1-2	3-4	57,21ppg,70	27	29	Allen	
35	12/27	vs. BUF	4-1	W	15-16-4	0-1	1-2	18,19,7,90	32	31	Allen	17867
36	12/29	vs. PIT	1-6	L	15-17-4	0-2	0-4	57	31	30	Allen/Binnington	17475
37	12/31	vs. NYR	1-2	L	15-18-4	0-4	2-3	90	40	23	Allen	16849
38	1/3	vs. WSH	5-2	W	16-18-4	1-4	3-3	18,55ppg,70,27,21	42	25	Allen	17200
39	1/5	vs. NYI	3-4	L	16-19-4	0-5	2-2	10,12,90	32	14	Allen	16801
40	1/7	@ PHI	3-0	W	17-19-4	0-2	1-1	10,91,57eng	37	25	Binnington	
41	1/8	vs. DAL	1-3	L	17-20-4	0-2	1-2	57	27	17	Allen	17037
42	1/10	vs. MTL	4-1	W	18-20-4	1-5	5-6	18ppg,70shg,19,9	30	29	Binnington	17839
43	1/12	@ DAL	3-1	W	19-20-4	1-2	0-1	91,7,91ppg	28	22	Binnington	
44	1/14	@ WSH	4-1	W	20-20-4	1-2	2-3	49,29,57,91ppg	37	29	Allen	
45	1/15	@ NYI	1-2	OTL	20-20-5	0-3	3-3	57	31	25	Binnington	
46	1/17	@ BOS	2-5	L	20-21-5	0-3	1-2	90,4	30	27	Allen	
47	1/19	vs. OTT	3-2	W	21-21-5	0-1	1-1	91,29,4	38	30	Binnington	17690
48	1/21	@LAK	3-4	L	21-22-5	1-2	4-5	62,70,90ppg	36	29	Binnington	
49	1/23	@ ANA	5-1	W	22-22-5	0-0	1-1	91,12,70,21,9	32	13	Binnington	
50	2/2	@ CBJ	4-2	W	23-22-5	0-2	1-1	90,4,91,70eng	33	20	Binnington	
51	2/5	@ FLA	3-2	W	24-22-5	0-1	1-3	55,90,29	34	24	Binnington	
52	2/7	@ TBL	1-0	OTW	25-22-5	0-3	2-2	10otg	39	32	Binnington	
53	2/9	vs. NSH	3-2	W	26-22-5	0-3	1-1	29,91,62	33	31	Binnington	18166
54	2/10	@ NSH	5-4	OTW	27-22-5	1-4	4-4	27ppg,91,21,91,91ppg	29	44	Allen	
55	2/12	vs. NJD	8-3	W	28-22-5	0-2	1-2	27,49,17,90,62,21,27,49shg	39	23	Binnington	17509
56	2/14	@ ARI	4-0	W	29-22-5	1-3	3-3	6,91,91ppg,41	24	21	Binnington	
57	2/16	@ COL	3-0	W	30-22-5	0-3	3-3	91,12,17eng	33	32	Allen	
58	2/17	@ MIN	4-0	W	31-22-5	2-6	5-5	91ppg,90ppg,29,10	30	31	Binnington	
59	2/19	vs. TOR	3-2	OTW	32-22-5	1-3	0-0	17,55ppg,90otg	41	33	Binnington	18598
60	2/21	@ DAL	2-5	L	32-23-5	1-4	4-4	91ppg,90	45	25	Binnington	
61	2/23	vs. BOS	2-1	SOW	33-23-5	0-4	1-1	20,9sowg	29	32	Binnington	18425
62	2/24	@ MIN	1-2	OTL	33-23-6	1-2	3-3	27ppg	28	35	Allen	
63	2/26	vs. NSH	2-0	W	34-23-6	1-3	2-2	21,27ppg/eng	44	19	Binnington	16645
64	3/1	@ CAR	2-5	L	34-24-6	0-3	2-2	70,29	23	24	Allen	
65	3/2	vs. DAL	1-4	L	34-25-6	0-3	0-1	27	30	21	Binnington	18166
66	3/6	@ ANA	5-4	W	35-25-6	3-5	3-4	10ppg,90ppg,18ppg,18,27	33	27	Binnington	



ST. LOUIS BLUES

#	DATE	TEAM	SCORE	W/L/OTL	REC	PP	PK	SCORERS	SF	SA	GOALIES	ATT.
67	3/7	@ LAK	4-0	W	36-25-6	0-3	2-2	91,21,90,49	32	28	Allen	
68	3/9	@ SJS	2-3	OTL	36-25-7	2-3	1-2	7ppg,10ppg	19	33	Allen	
69	3/12	vs. ARI	1-3	L	36-26-7	1-2	0-1	17ppg	40	22	Binnington	18428
70	3/14	@ OTT	0-2	L	36-27-7	0-3	2-2	-	35	21	Allen	
71	3/16	@ PIT	5-1	W	37-27-7	1-2	4-4	70,29,7,19,29ppg	26	41	Binnington	
72	3/17	@ BUF	3-4	OTL	37-27-8	0-2	2-2	7,57,10	33	34	Allen	
73	3/19	vs. EDM	7-2	W	38-27-8	2-6	1-1	17,27,17,57,57ppg,7,17ppg	44	17	Binnington	17873
74	3/21	vs. DET	5-2	W	39-27-8	0-2	1-1	70,49,49,7,49	24	22	Binnington	18272
75	3/23	vs. TBL	4-3	W	40-27-8	1-2	3-3	18ppg,20,91,10	26	42	Binnington	18127
76	3/25	vs. VGK	3-1	W	41-27-8	0-1	0-1	49,90,12	22	25	Binnington	18247
77	3/29	@ NYR	2-4	L	41-28-8	0-1	2-2	91,57	46	25	Binnington	
78	3/30	@ NJD	3-2	OTW	42-28-8	0-1	2-3	18,21,29	27	27	Allen	
79	4/1	vs. COL	3-2	SOW	43-28-8	0-1	1-1	17,91,90sowg	27	26	Binnington	17767
80	4/3	@ CHI	3-4	SOL	43-28-9	1-3	2-2	91,57ppg,21	40	38	Allen	
81	4/4	vs. PHI	7-3	W	44-28-9	2-4	4-4	49,90ppg,20shg,10,57ppg,10,20	35	29	Binnington	18203
82	4/6	vs. VAN	3-2	SOW	45-28-9	1-3	1-3	10,91ppg,90sowg	36	25	Binnington	17970

MID-SEASON TOTALS

RECORD

W	L	OTL	PTS	SF/SA	PP	PK
17	20	4	38	1263/1212	24-126	107-135

SEASON TOTALS

RECORD

W	L	OTL	PTS	SF/SA	PP	PK
45	28	9	99	2604/2345	50-237	189-232

2018-19 Total Home Attendance: 711823

2018-19 Average Home Attendance: 17362

2018-19 Home Sellouts (18,200 capacity): 11

* Denotes home sellout

(^) Denotes game-winning shootout goal, Only counts as a team goal

BLUES SEASON RECAP

2018-19 ST. LOUIS BLUES RESULTS VS. EACH NHL TEAM

WESTERN CONFERENCE (25-18-7)

Central Division (12-9-5)

Chicago (1-1-3)

10/6 home 4-5 OTL
10/13 away 3-4 OTL
10/27 home 7-3 W
11/14 away 0-1 L
4/3 away 3-4 SOL

Colorado (4-0-0)

11/30 away 3-2 OTW
12/14 home 4-3 OTW
2/16 away 3-0 W
4/1 home 3-2 SOW

Dallas (1-3-0)

1/8 home 1-3 L
1/12 away 3-1 W
2/21 away 2-5 L
3/2 home 1-4 L

Minnesota (1-2-1)

11/3 home 1-5 L
11/11 home 2-3 L
2/17 away 4-0 W
2/24 away 1-2 OTL

Nashville (4-1-0)

11/21 away 1-4 L
11/23 home 6-2 W
2/9 home 3-2 W
2/10 away 5-4 OTW
2/26 home 2-0 W

Winnipeg (1-2-1)

10/4 home 1-5 L
10/22 away 4-5 OTL
11/24 home 4-8 L
12/7 away 1-0 W

Pacific Division (13-9-2)

Anaheim (2-1-0)

10/14 home 2-3 L
1/23 away 5-1 W
3/6 away 5-4 W

Arizona (1-2-0)

12/1 away 1-6 L
2/14 away 4-0 W
3/12 home 1-3 L

Calgary (2-1-0)

10/11 home 5-3 W
12/16 home 2-7 L
12/22 away 3-1 W

Edmonton (2-0-1)

12/5 home 2-3 SOL
12/18 away 4-1 W
3/19 home 7-2 W

L.A. (1-2-0)

11/19 home 0-2 L
1/21 away 3-4 L
3/7 away 4-0 W

San Jose (1-1-1)

11/9 home 4-0 W
11/17 away 0-4 L
3/9 away 2-3 OTL

Vancouver (1-2-0)

12/9 home 1-6 L
12/20 away 1-5 L
4/6 home 3-2 SOW

Vegas (3-0-0)

11/1 home 5-3 W
11/16 away 4-1 W
3/25 home 3-1 W

EASTERN CONFERENCE (20-10-2)

Metropolitan Division (9-6-1)

Carolina (1-1-0)

11/6 home 4-1 W
3/1 away 2-5 L

Columbus (1-1-0)

10/25 home 4-7 L
2/2 away 4-2 W

New Jersey (2-0-0)

2/12 home 8-3 W
3/30 away 3-2 OTW

NY Islanders (0-1-1)

1/5 home 3-4 L
1/15 away 1-2 OTL

NY Rangers (0-2-0)

12/31 home 1-2 L
3/29 away 2-4 L

Philadelphia (2-0-0)

1/7 away 3-0 W
4/4 home 7-3 W

Pittsburgh (1-1-0)

12/29 home 1-6 L
3/16 away 5-1 W

Washington (2-0-0)

1/3 home 5-2 W
1/14 away 4-1 W

Atlantic Division (11-4-1)

Boston (1-1-0)

1/17 away 2-5 L
2/23 home 2-1 SOW

Buffalo (1-0-1)

12/27 home 4-1 W
3/17 away 3-4 OTL

Detroit (1-1-0)

11/28 away 3-4 L
3/21 home 5-2 W

Florida (2-0-0)

12/11 home 4-3 W
2/5 away 3-2 W

Montreal (1-1-0)

10/17 away 2-3 L
1/10 home 4-1 W

Ottawa (1-1-0)

1/19 home 3-2 W
3/14 away 0-2 L

Tampa Bay (2-0-0)

2/7 away 1-0 OTW
3/23 home 4-3 W

Toronto (2-0-0)

10/20 away 4-1 W
2/19 home 3-2 OTW



2018-19 SEASON HIGH'S & LOW'S

Blues' Most – One Period

Goals: 5 – Apr. 4 vs. PHI (1st per.)
Goals Allowed: 4 – 5x, last, Feb. 21 at DAL (2nd per.)
Shots: 22 – Apr. 3 at CHI (3rd per.)
Shots Allowed: 24 – Dec. 1 at ARZ (2nd per.)

Blues' Fewest – One Period

Shots: 3 – 6x, last, Apr. 1 vs. COL (2nd per.)
Shots Allowed: 2 – 6x, last, Apr. 1 vs. COL (1st per.)

Blues' Most – One Game

Goals: 8 – Feb. 12 vs. NJD
Goals Allowed: 8 – Nov. 24 vs. WPG
Shots: 46 – Mar. 29 at NYR
Shots Allowed: 50 – Oct. 13 at CHI
Power Play Goals: 3 – Mar. 6 at ANA
Power Play Goals Allowed: 4 – Dec. 29 vs. PIT
Shorthanded Goals: 1 – 5x, last, Apr. 4 vs. PHI
SH Goals Allowed: 2 – Nov. 21 at NSH
Penalty Minutes: 28 – Dec. 1 at ARI
Penalty Minutes, Opponents: 28 – Mar. 19 vs. EDM

Blues' Fewest – One Game

Shots: 16 – Nov. 3 vs. MIN
Shots Allowed: 13 – Jan. 23 at ANA

Blues' Largest – One Game

Margin of Victory: 5 – 2x, last, Mar. 19 vs. EDM (7-2)
Margin of Defeat: 5 – 4x, last, Dec. 29 vs. PIT (1-6)

Blues' Longest - Season

Home Win Streak: 7 – 2x, last, Mar. 19 – Apr. 6
Road Win Streak: 8 – Jan. 23 – Feb. 17
Home Losing Streak: 3 – Nov. 24 – Dec. 9
Road Losing Streak: 3 – 3x, last, Feb. 21 – Mar. 1
Home Point Streak: 7 – 2x, last, Mar. 19 – Apr. 6
Road Point Streak: 8 – Jan. 23 – Feb. 17

Individual Most – One Period

Goals: 2 – 4x, last, Ivan Barbashev, Mar. 21 vs. DET (2nd per.)
Assists: 3 – Alex Pietrangelo, Apr. 4 vs. PHI (1st per.)
Points: 3 – 2x, last, Alex Pietrangelo, Apr. 4 vs. PHI (1st per.)

Individual Most – One Game

Goals: 3 – 5x, last, Ivan Barbashev, Mar. 21 vs. DET
Assists: 3 – 8x, last, Alex Pietrangelo, Apr. 4 vs. PHI
Points: 4 – Jaden Schwartz, Mar. 19 vs. EDM
Shots: 8 – 2x, last, Vladimir Tarasenko, Feb. 10 at NSH
Saves: 46 – Jake Allen, Oct. 13 at CHI
PIM: 12 – Jordan Nolan, Dec. 16 vs. CGY

Longest Streaks – Season

Goals: 4 gms – Pat Maroon, Mar. 16-21 (4g)
Assists: 6 gms – Ryan O'Reilly, Oct. 17 – Nov. 1 (8a)
Points: 13 gms – David Perron, Dec. 22 – Jan. 17 (6g, 10a)



BLUES VS. THE NHL



ANAHEIM DUCKS

EST. 1993-94

PACIFIC DIVISION | WEST

DUCKS INFORMATION

Arena: Honda Center

Stanley Cups: 2007

2018-19 Record: 35-37-10 (80 pts), 6th in Pacific

2019 Playoffs: DNQ

All-Time Leaders

GP: Teemu Selanne (966)

Pts: Teemu Selanne (988)

Wins: Jean-Sebastien Giguere (206)

HOCKEY OPS

Exec. VP and General Manager: Bob Murray

Head Coach: Dallas Eakins

Assistant Coaches: Mark Morrison, Marty Wilford,

Goaltending Coach: Sudarshan Maharaj

2018-19 SEASON SERIES

			Blues			Ducks		
Date		Score	S	PP	PIM	S	PP	PIM
10/14/18	ANA	2-3 L	31	1-3	4	31	1-2	6
1/23/19	@ ANA	5-1 W	32	0-0	2	13	0-1	0
3/6/19	@ ANA	5-4 W	33	3-5	8	27	1-4	10

YEAR BY YEAR | LAST 20 YRS | W-L-T + OTL

YEAR	HOME	ROAD	OVERALL
1998-99	0-1-1	2-0-0	2-1-1
1999-00	1-0-1	1-1-0	2-1-1
2000-01	2-0-0	2-0-0	4-0-0
2001-02	1-1-0	2-0-0	3-1-0
2002-03	1-1-0	0-2-0	1-3-0
2003-04	2-0-0	0-1-1	2-1-1
2005-06	1-0-1	0-2-0	1-2-1
2006-07	0-0-2	1-1-0	1-1-2
2007-08	2-0-0	0-1-1	2-1-1
2008-09	1-1-0	0-2-0	1-3-0
2009-10	1-0-1	1-1-0	2-1-1
2010-11	2-0-0	0-2-0	2-2-0
2011-12	2-0-0	0-2-0	2-2-0
2012-13	1-0-1	0-1-0	1-1-1
2013-14	0-2-0	0-1-0	0-3-0
2014-15	1-0-0	0-2-0	1-2-0
2015-16	2-0-0	0-0-1	2-0-1
2016-17	1-0-0	1-1-0	2-1-0
2017-18	0-2-0	1-0-0	1-2-0
2018-19	0-1-0	2-0-0	2-1-0

BLUES OT RECORDS

ALL-TIME: 6-3-5

HOME: 4-1-3

ROAD: 2-2-2

2018-19: 0-0

BLUES SO RECORDS

ALL-TIME: 1-5

HOME: 1-4

ROAD: 0-1

2018-19: 0-0

SHUTOUTS

FOR: 4 (3 HOME, 1 ROAD)

LAST: OCT. 30, 2014 (2-0 VS. ANA)

AGAINST: 6 (2 HOME, 4 ROAD)

LAST: OCT. 19, 2014 (0-3 @ ANA)

2019-20 SERIES SCHEDULE

11/16/19 – STL VS. ANA

1/13/20 – STL VS. ANA

2/11/20 – STL @ ANA



ARIZONA COYOTES

EST. 1979-80 (WINNIPEG) / 1996-97 (PHOENIX, ARIZONA)

PACIFIC DIVISION | WEST

COYOTES INFORMATION

Arena: Gila River Arena

Stanley Cups: None

2018-19 Record: 39-35-8 (86 pts), 4th in Pac

2019 Playoffs: DNQ

All-Time Leaders (PHX, ARZ only)

GP: Oliver Ekman-Larsson (657)

Pts: Oliver Ekman-Larsson (334)

Wins: Ilya Bryzgalov (130)

HOCKEY OPS

President of Hockey Ops / GM: John Chayka

Head Coach: Rick Tocchet

Assistant Coaches: John MacLean, Phil Housley

Goaltending Coach: Corey Schwab

2018-19 SEASON SERIES

			Blues			Coyotes		
Date	Score		S	PP	PIM	S	PP	PIM
12/1/18	@ ARZ 1-6 L		26	0-2	28	44	1-7	10
2/14/19	@ ARZ 4-0 W		24	1-3	6	21	0-3	6
3/12/19	ARZ 1-3 L		40	1-2	7	22	0-1	9

YEAR BY YEAR | LAST 20 YRS | W-L-T + OTL

YEAR	HOME	ROAD	OVERALL
1998-99	1-0-1	1-1-0	2-1-1
1999-00	1-1-0	2-0-0	3-1-0
2000-01	2-0-0	0-2-0	2-2-0
2001-02	2-0-0	0-2-0	2-2-0
2002-03	1-1-0	1-0-1	2-1-1
2003-04	1-0-1	0-1-1	1-1-2
2005-06	0-2-0	1-0-1	1-2-1
2006-07	0-2-0	1-0-1	1-2-1
2007-08	0-2-0	0-2-0	0-4-0
2008-09	2-0-0	2-0-0	4-0-0
2009-10	1-1-0	1-0-1	2-1-1
2010-11	1-1-0	0-2-0	1-3-0
2011-12	1-1-0	2-0-0	3-1-0
2012-13	2-0-0	1-0-0	3-0-0
2013-14	1-0-1	1-0-0	2-0-1
2014-15	1-0-0	2-0-0	3-0-0
2015-16	2-0-0	1-0-0	3-0-0
2016-17	1-0-0	2-0-0	3-0-0
2017-18	1-1-0	0-1-0	1-2-0
2018-19	0-1-0	1-1-0	1-2-0

BLUES OT RECORDS

ALL-TIME: 5-5-12

HOME: 3-1-10

ROAD: 2-4-2

2018-19: 0-0

BLUES SO RECORDS

ALL-TIME: 2-1

HOME: 2-0

ROAD: 0-1

2018-19: 0-0

SHUTOUTS

FOR: 10 (4 HOME, 6 ROAD)

LAST: FEB. 14, 2019 (4-0 @ ARZ)

AGAINST: 11 (6 HOME, 5 ROAD)

LAST: MAR. 31, 2018 (0-6 @ ANA)

2019-20 SERIES SCHEDULE

11/12/19 – STL VS. ARZ

12/31/19 – STL @ ARZ

2/20/20 – STL VS. ARZ

BLUES VS. THE NHL



BOSTON BRUINS

EST. 1924-25

ATLANTIC DIVISION | EAST

BRUINS INFORMATION

Arena: TD Garden

Stanley Cups: 6, last - 2011

2018-19 Record: 49-24-9 (107 pts), 2nd in Atl

2019 Playoffs: Lost in Stanley Cup Final

All-Time Leaders

GP: Ray Bourque (1,518)

Pts: Ray Bourque (1,506)

Wins: Tuukka Rask (265)

HOCKEY OPS

General Manager: Don Sweeney

Head Coach: Bruce Cassidy

Assistant Coaches: Kevin Dean, Jay Pandolfo, Joe

Sacco

Goaltending Coach: Bob Essensa

2018-19 SEASON SERIES

			Blues			Bruins		
Date	Score		S	PP	PIM	S	PP	PIM
1/17/19	@BOS	2-5 L	30	0-3	9	27	1-2	11
2/23/19	BOS	2-1 SOW	29	0-4	2	32	0-1	8

YEAR BY YEAR | LAST 20 YRS | W-L-T + OTL

YEAR	HOME	ROAD	OVERALL
1997-98	1-0-0	1-0-0	2-0-0
1998-99	DNP	0-0-1	0-0-1
1999-00	1-0-0	1-0-0	2-0-0
2000-01	1-0-0	0-1-0	1-1-0
2001-02	1-0-0	1-0-0	2-0-0
2002-03	DNP	1-0-0	1-0-0
2003-04	1-0-0-0	DNP	1-0-0
2005-06		DNP	
2006-07	1-0-0	DNP	1-0-0
2007-08	DNP	1-0-0	1-0-0
2008-09	0-1-0	1-0-0	1-1-0
2009-10	0-1-0	DNP	0-1-0
2010-11	DNP	1-0-0	1-0-0
2011-12	0-1-0	DNP	0-1-0
2012-13	DNP		
2013-14	1-0-0	1-0-0	2-0-0
2014-15	1-0-0	0-1-0	1-1-0
2015-16	0-1-0	1-0-0	1-1-0
2016-17	0-1-0	1-0-0	1-1-0
2017-18	1-0-0	0-1-0	1-1-0

BLUES OT RECORDS

All-time: 6-3-5

Home: 5-1-0

Road: 1-2-5

2018-19: 1-0

BLUES SO RECORDS

All-time: 5-0

Home: 2-0

Road: 3-0

2018-19: 1-0

SHUTOUTS

For: 6 (3 home, 3 road)

Last: Dec. 22, 2015 (2-0 @ BOS)

Against: 12 (5 home, 7 road)

Last: Nov. 18, 2014 (0-2 @ BOS)

2018-19 SERIES SCHEDULE

1/17/2019 – STL @ BOS

2/23/2019 – STL vs. BOS



BUFFALO SABRES

EST. 1970-71

ATLANTIC DIVISION | EAST

SABRES INFORMATION

Arena: KeyBank Center

Stanley Cups: None

2018-19 Record: 33-39-10 (76 pts), 6th in Atl

2019 Playoffs: DNQ

All-Time Leaders

GP: Gilbert Perreault (1,191)

Pts: Gilbert Perreault (1,326)

Wins: Ryan Miller (284)

HOCKEY OPS

General Manager: Jason Botterill

Head Coach: Ralph Krueger

Assistant Coaches: Mike Bales, Don Granato,
Steve Smith

2018-19 SEASON SERIES

			Blues			Sabres		
Date	Score		S	PP	PIM	S	PP	PIM
12/27/18	BUF	4-1 W	32	0-1	4	31	1-2	2
3/17/19	@ BUF	3-4 SOL	33	0-2	6	34	0-2	6

YEAR BY YEAR | LAST 20 YRS | W-L-T + OTL

YEAR	HOME	ROAD	OVERALL
1998-99	0-0-1	1-0-0	1-0-1
1999-00	DNP	1-0-0	1-0-0
2000-01	1-0-0	DNP	1-0-0
2001-02	1-0-0	1-0-0	2-0-0
2002-03	1-0-0	1-0-0	2-0-0
2003-04	DNP	1-0-0	1-0-0
2005-06		DNP	
2006-07	1-0-0	DNP	1-0-0
2007-08	DNP	1-0-0	1-0-0
2008-09	DNP	0-1-0	0-1-0
2009-10	0-1-0	DNP	0-1-0
2010-11	DNP	1-0-0	1-0-0
2011-12	1-0-0	DNP	1-0-0
2012-13		DNP	
2013-14	1-0-0	1-0-0	2-0-0
2014-15	1-0-0	1-0-0	2-0-0
2015-16	1-0-0	1-0-0	2-0-0
2016-17	1-0-0	0-1-0	1-1-0
2017-18	1-0-0	1-0-0	2-0-0
2018-19	1-0-0	0-0-1	1-0-1

BLUES OT RECORDS

ALL-TIME: 5-1-4

HOME: 4-0-2

ROAD: 1-1-2

2018-19: 0-0

BLUES SO RECORDS

ALL-TIME: 1-1

HOME: 1-0

ROAD: 0-1

2018-19: 0-1

SHUTOUTS

FOR: 6 (2 HOME, 4 ROAD)

LAST: FEB. 3, 2018 (1-0 @ BUF)

AGAINST: 5 (3 HOME, 2 ROAD)

LAST: NOV. 27, 1995 (0-2 @ STL)

2019-20 SERIES SCHEDULE

12/10/19 – STL @ BUF

1/9/20 – STL VS. BUF

BLUES VS. THE NHL



CALGARY FLAMES

EST. 1972-73

PACIFIC DIVISION | WEST

FLAMES INFORMATION

Arena: Scotiabank Saddledome

Stanley Cups: 1989

2018-19 Record: 50-25-7 (107 pts), 1st in Pac

2019 Playoffs: Lost to COL in 1st round

All-Time Leaders

GP: Jarome Iginla (1,219)

Pts: Jarome Iginla (1,095)

Wins: Miikka Kiprusoff (305)

HOCKEY OPS

General Manager: Brad Treliving

Head Coach: Bill Peters

Associate Coach: Geoff Ward

Assistant Coaches: Ryan Huska, Martin Gelinias

Goaltending Coach: Jordan Sigalet

2018-19 SEASON SERIES

			Blues			Flames		
Date	Score		S	PP	PIM	S	PP	PIM
10/11/28	CGY 5-3 W		32	2-6	10	34	0-4	14
12/16/18	CGY 2-7 L		28	0-2	18	29	3-4	4
12/22/18	@ CGY 3-1 W		27	1-2	8	29	1-4	4

YEAR BY YEAR | LAST 20 YRS | W-L-T + OTL

YEAR	HOME	ROAD	OVERALL
1998-99	1-1-0	1-1-0	2-2-0
1999-00	2-0-1	2-0-0	4-0-1
2000-01	2-0-0	0-0-2	2-0-2
2001-02	1-1-0	0-2-0	1-3-0
2002-03	2-0-0	2-0-0	4-0-0
2003-04	0-2-0	2-0-0	2-2-0
2005-06	1-1-0	0-1-1	1-2-1
2006-07	0-2-0	0-1-1	0-3-1
2007-08	1-1-0	0-2-0	1-3-0
2008-09	0-1-1	1-1-0	1-2-1
2009-10	1-0-1	2-0-0	3-0-1
2010-11	0-2-0	0-2-0	0-4-0
2011-12	2-0-0	1-1-0	3-1-0
2012-13	1-0-0	1-1-0	2-1-0
2013-14	1-0-0	1-0-1	2-0-1
2014-15	2-0-0	1-0-0	3-0-0
2015-16	1-0-0	1-1-0	2-1-0
2016-17	0-1-1	1-0-0	1-1-1
2017-18	1-0-0	0-2-0	1-2-0
2018-19	1-1-0	1-0-0	2-1-0

BLUES OT RECORDS

ALL-TIME: 5-6-8

HOME: 3-3-6

ROAD: 2-3-2

2018-19: 0-0

BLUES SO RECORDS

ALL-TIME: 2-2

HOME: 1-0

ROAD: 1-2

2018-19: 0-0

SHUTOUTS

FOR: 11 (6 HOME, 5 ROAD)

LAST: MAR. 17, 2015 (4-0 @ CGY)

AGAINST: 8 (5 HOME, 3 ROAD)

LAST: MAR. 1, 2011 (0-6 @ STL)

2019-20 SERIES SCHEDULE

11/9/19 – STL @ CGY

11/21/19 – STL VS. CGY

1/28/20 – STL @ CGY



CAROLINA HURRICANES

EST. 1979-80 (HARTFORD) / 1997-98 (CAROLINA)
METROPOLITAN DIVISION | EAST

HURRICANES INFORMATION

Arena: PNC Arena
Stanley Cups: 2006
2018-19 Record: 46-29-7 (99 pts), 4th in Met
2019 Playoffs: Lost to BOS in Eastern Conf Final
All-Time Leaders
GP: Ron Francis (1,186)
Pts: Ron Francis (1,175)
Wins: Cam Ward (318)

HOCKEY OPS

President & General Manager: Don Waddell
Head Coach: Rod Brind'Amour
Assistant Coaches: Jeff Daniels, Dean Chynoweth
Goaltending Coach: Jason Muzzatti

2018-19 SEASON SERIES

			Blues			Hurricanes		
Date	Score		S	PP	PIM	S	PP	PIM
11/6/18	CAR 4-1 W		20	1-4	10	39	1-5	8
3/1/19	@ CAR 2-5 L		23	0-3	8	24	0-2	10

YEAR BY YEAR | LAST 20 YRS | W-L-T + OTL

YEAR	HOME	ROAD	OVERALL
1998-99	1-0-0	0-0-0	1-0-0
1999-00	0-1-0	1-0-0	1-1-0
2000-01	0-0-1	1-0-0	1-0-1
2001-02	1-0-0	DNP	1-0-0
2002-03	1-0-0	1-0-0	2-0-0
2003-04	DNP	0-1-0	0-1-0
2005-06	DNP	0-1-0	0-1-0
2006-07		DNP	
2007-08	1-0-0	DNP	1-0-0
2008-09	0-1-0	0-1-0	0-2-0
2009-10	DNP	1-0-0	1-0-0
2010-11	0-0-1	DNP	0-0-1
2011-12	1-0-0	0-1-0	1-1-0
2012-13		DNP	
2013-14	1-0-0	0-1-0	1-1-0
2014-15	1-0-0	1-0-0	2-0-0
2015-16	0-1-0	1-0-0	1-1-0
2016-17	0-1-0	1-0-0	1-1-0
2017-18	1-0-0	1-0-0	2-0-0
2018-19	1-0-0	0-1-0	1-1-0

BLUES OT RECORDS

ALL-TIME: 3-0-4
HOME: 3-0-3
ROAD: 0-0-1
2018-19: 0-0

BLUES SO RECORDS

ALL-TIME: 3-1
HOME: 1-1
ROAD: 2-0
2018-19: 0-0

SHUTOUTS

FOR: 4 (3 HOME, 1 ROAD)
LAST: JAN. 5, 2008 (1-0 @ CAR)
AGAINST: 7 (2 HOME, 5 ROAD)
LAST: MAR. 15, 2012 (0-2 @ CAR)

2019-20 SERIES SCHEDULE

2/4/20 – STL VS. CAR
3/19/20 – STL @ CAR

BLUES VS. THE NHL



CHICAGO BLACKHAWKS

EST. 1926-27

CENTRAL DIVISION | WEST

BLACKHAWKS INFORMATION

Arena: United Center

Stanley Cups: 6, last - 2015

2018-19 Record: 36-34-12 (84 pts), 6th in Cen

2019 Playoffs: DNQ

All-Time Leaders

GP: Stan Mikita (1,396)

Pts: Stan Mikita (1,467)

Wins: Tony Esposito (418)

HOCKEY OPS

Senior V.P. & General Manager: Stan Bowman

Head Coach: Jeremy Colliton

Assistant Coaches: Sheldon Brookbank, Tomas

Mitell, Marc Crawford

Goaltending Coach: Jimmy Waite

2018-19 SEASON SERIES

				Blues			Blackhawks		
Date	Score		S	PP	PIM	S	PP	PIM	
10/6/18	CHI 4-5 OTL		30	2-6	8	30	0-4	12	
10/13/18	@ CHI 3-4 OTL		38	2-4	6	50	1-3	8	
10/27/18	CHI 7-3 W		37	2-5	7	24	0-1	15	
11/14/18	@ CHI 0-1 L		28	0-1	4	19	1-2	2	
4/3/19	@ CHI 3-4 SOL		40	1-3	4	38	0-2	6	

YEAR BY YEAR | LAST 20 YRS | W-L-T + OTL

YEAR	HOME	ROAD	OVERALL
1998-99	2-1-0	2-1-0	4-2-0
1999-00	1-1-1	1-1-1	2-2-2
2000-01	3-0-0	1-1-0	4-1-0
2001-02	1-1-0	0-1-2	1-2-2
2002-03	1-2-0	0-0-2	1-2-2
2003-04	2-1-0	1-1-1	3-2-1
2005-06	2-1-1	1-1-2	3-2-3
2006-07	2-2-0	1-3-0	3-5-0
2007-08	2-2-0	1-2-1	3-4-1
2008-09	2-0-1	2-1-0	4-1-1
2009-10	1-2-0	1-2-0	2-4-0
2010-11	2-1-0	0-1-2	2-2-2
2011-12	2-1-0	0-1-2	2-2-2
2012-13	1-2-0	1-1-0	2-3-0
2013-14	2-0-0	1-2-0	3-2-0
2014-15	2-1-0	1-1-0	3-2-0
2015-16	1-1-0	2-1-0	3-2-0
2016-17	1-1-1	1-1-0	2-2-1
2017-18	1-1-0	2-0-0	3-1-0
2018-19	1-0-1	0-2-1	1-2-1

BLUES OT RECORDS

ALL-TIME: 8-14-20

HOME: 1-5-9

ROAD: 7-9-11

2018-19: 0-2

BLUES SO RECORDS

ALL-TIME: 6-3

HOME: 4-0

ROAD: 2-3

2018-19: 0-1

SHUTOUTS

FOR: 13 (9 HOME, 4 ROAD)

LAST: NOV. 8, 2011 (3-0 @ STL)

AGAINST: 20 (7 HOME, 13 ROAD)

LAST: NOV. 14, 2018 (0-1 @ CHI)

2019-20 SERIES SCHEDULE

12/2/19 - STL @ CHI

12/14/19 - STL VS. CHI

2/25/20 - STL VS. CHI

3/8/20 - STL @ CHI



COLORADO AVALANCHE

EST. 1979-80 (QUEBEC) / 1995-96 (COLORADO)

CENTRAL DIVISION | WEST

AVALANCHE INFORMATION

Arena: Pepsi Center

Stanley Cups: 1996, 2001

2018-19 Record: 38-30-14 (90 pts), 5th in Cen

2019 Playoffs: Lost to SJS in 2nd round

All-Time Leaders

GP: Joe Sakic (1,378)

Pts: Joe Sakic (1,641)

Wins: Patrick Roy (262)

HOCKEY OPS

Exec. V.P. & General Manager: Joe Sakic

Head Coach: Jared Bednar

Assistant Coaches: Nolan Pratt, Ray Bennett

Goaltending Coach: Jussi Parkkila

2018-19 SEASON SERIES

			Blues			Avalanche		
Date	Score		S	PP	PIM	S	PP	PIM
11/30/18	@ COL	3-2 OTW	37	1-3	15	29	1-4	24
12/14/18	COL	4-3 OTW	28	0-3	17	42	1-6	11
2/16/19	@ COL	3-0 W	33	0-3	10	32	0-3	10
4/1/19	COL	3-2 SOW	27	0-1	2	26	0-1	2

YEAR BY YEAR | LAST 20 YRS | W-L-T + OTL

YEAR	HOME	ROAD	OVERALL
1998-99	0-2-0	0-2-1	0-4-1
1999-00	2-0-0	0-2-0	2-2-0
2000-01	0-2-0	1-0-1	1-2-1
2001-02	0-2-0	1-1-0	1-3-0
2002-03	1-1-0	0-1-1	1-2-1
2003-04	0-1-1	1-0-1	1-1-2
2005-06	0-0-2	0-2-0	0-2-2
2006-07	2-0-0	1-1-0	3-1-0
2007-08	1-1-0	1-1-0	2-2-0
2008-09	2-0-0	1-1-0	3-1-0
2009-10	0-2-0	0-2-0	0-4-0
2010-11	1-1-0	0-2-0	1-3-0
2011-12	2-0-0	0-1-1	2-1-1
2012-13	1-0-0	0-1-1	1-1-1
2013-14	1-1-0	2-0-0	3-1-0
2014-15	3-0-0	1-1-0	4-1-0
2015-16	1-1-0	1-0-2	2-1-2
2016-17	2-0-0	2-0-1	4-0-1
2017-18	2-1-0	1-1-0	3-2-0
2018-19	2-0-0	2-0-0	4-0-0

BLUES OT RECORDS

ALL-TIME: 7-3-9

HOME: 4-1-3

ROAD: 3-2-6

2018-19: 2-0

BLUES SO RECORDS

ALL-TIME: 2-4

HOME: 2-1

ROAD: 0-3

2018-19: 1-0

SHUTOUTS

FOR: 9 (4 HOME, 5 ROAD)

LAST: FEB. 16, 2019 (3-0 @ COL)

AGAINST: 11 (2 HOME, 9 ROAD)

LAST: DEC. 23, 2014 (0-5 @ COL)

2019-20 SERIES SCHEDULE

10/21/19 – STL VS. COL

12/16/19 – STL VS. COL

1/2/20 – STL @ COL

1/18/20 – STL @ COL

4/4/20 – STL @ COL

BLUES VS. THE NHL



COLUMBUS BLUE JACKETS

EST. 2000-01

METROPOLITAN DIVISION | EAST

BLUE JACKETS INFORMATION

Arena: Nationwide Arena

Stanley Cups: None

2018-19 Record: 47-31-4 (98 pts), 5th in Met

2019 Playoffs: Lost to BOS in 2nd round

All-Time Leaders

GP: Rick Nash (674)

Pts: Rick Nash (547)

Wins: Sergei Bobrovsky (213)

HOCKEY OPS

General Manager: Jarmo Kekalainen

Head Coach: John Tortorella

Assistant Coaches: Brad Larsen, Kenny McCudden,
Brad Shaw

Goaltending Coach: Manny Legace

2018-19 SEASON SERIES

			Blues			Blue Jackets		
Date	Score		S	PP	PIM	S	PP	PIM
10/25/18	CBJ 4-7 L		37	1-3	12	32	2-4	10
2/2/19	@CBJ 4-2 W		33	0-2	2	20	0-1	4

YEAR BY YEAR | W-L-T + OTL

YEAR	HOME	ROAD	OVERALL
2000-01	2-0-1	0-1-1	2-1-2
2001-02	2-0-0	1-0-2	3-0-2
2002-03	2-1-0	1-1-0	3-2-0
2003-04	3-0-0	2-1-0	5-1-0
2005-06	2-2-0	1-2-1	3-4-1
2006-07	1-3-0	3-1-0	4-4-0
2007-08	4-0-0	1-3-0	5-3-0
2008-09	3-0-0	2-1-0	5-1-0
2009-10	2-0-1	1-2-1	3-2-1
2010-11	2-1-0	2-1-0	4-2-0
2011-12	2-1-0	2-1-0	4-2-0
2012-13	2-0-0	1-1-0	3-1-0
2013-14	1-0-0	1-0-0	2-0-0
2014-15	0-1-0	0-1-0	0-2-0
2015-16	1-0-0	0-1-0	1-1-0
2016-17	1-0-0	0-1-0	1-1-0
2017-18	1-0-0	1-0-0	2-0-0
2018-19	0-1-0	1-0-0	1-1-0

BLUES OT RECORDS

ALL-TIME: 7-2-3

HOME: 4-1-1

ROAD: 3-1-2

2018-19: 0-0

BLUES SO RECORDS

ALL-TIME: 5-1

HOME: 3-0

ROAD: 2-1

2018-19: 0-0

SHUTOUTS

FOR: 3 (2 HOME, 1 ROAD)

LAST: APR. 5, 2008 (3-0 @ STL)

AGAINST: 2 (2 ROAD)

LAST: NOV. 4, 2007 (0-3 @ CBJ)

2019-20 SERIES SCHEDULE

11/1/19 – STL VS. CBJ

11/15/19 – STL @ CBJ



ST. LOUIS BLUES



DALLAS STARS

EST. 1967-68 (MINNESOTA) / 1993-94 (DALLAS)

CENTRAL DIVISION | WEST

STARS INFORMATION

Arena: American Airlines Center
 Stanley Cups: 1999
 2018-19 Record: 43-32-7 (93 pts), 4th in Cen
 2019 Playoffs: Lost to STL in 2nd round
 All-Time Leaders
 GP: Mike Modano (1,459)
 Pts: Mike Modano (1,359)
 Wins: Marty Turco (262)

HOCKEY OPS

General Manager: Jim Nill
 Head Coach: Jim Montgomery
 Assistant Coaches: John Stevens, Rick Bowness,
 Todd Nelson
 Goaltending Coach: Jeff Reese

2018-19 SEASON SERIES

			Blues			Stars		
Date	Score		S	PP	PIM	S	PP	PIM
1/8/19	DAL 1-3 L		27	0-2	4	17	1-2	4
1/12/19	@ DAL 3-1 W		28	1-2	2	22	0-1	4
2/21/19	@DAL 2-5 L		45	1-4	13	25	0-4	13
3/2/19	DAL 1-4 L		30	0-3	2	21	1-1	6

YEAR BY YEAR | LAST 20 YRS | W-L-T + OTL

YEAR	HOME	ROAD	OVERALL
1998-99	1-0-1	0-2-0	1-2-1
1999-00	1-1-0	1-1-0	2-2-0
2000-01	1-0-0	0-0-2	1-0-2
2001-02	1-0-1	1-1-0	2-1-1
2002-03	1-1-0	0-1-1	1-2-1
2003-04	1-1-0	0-2-0	1-3-0
2005-06	1-1-0	0-1-1	1-2-1
2006-07	2-0-0	1-1-0	3-1-0
2007-08	1-1-0	0-1-1	1-2-1
2008-09	2-0-0	1-0-1	3-0-1
2009-10	1-1-0	2-0-0	3-1-0
2010-11	0-2-0	0-1-1	0-3-1
2011-12	2-0-0	1-1-0	3-1-0
2012-13	1-0-0	1-1-0	2-1-0
2013-14	1-1-1	1-1-0	2-2-1
2014-15	0-2-0	3-0-0	3-2-0
2015-16	3-0-0	1-1-0	4-1-0
2016-17	2-0-0	1-1-0	3-1-0
2017-18	2-0-0	0-2-1	2-2-1
2018-19	0-2-0	1-1-0	1-3-0

BLUES OT RECORDS

ALL-TIME: 11-7-21
 HOME: 4-2-11
 ROAD: 7-5-10
 2018-19: 0-0

BLUES SO RECORDS

ALL-TIME: 2-3
 HOME: 1-0
 ROAD: 1-3
 2018-19: 0-0

SHUTOUTS

FOR: 12 (7 HOME, 5 ROAD)
 LAST: DEC. 7, 2017 (3-0 @ STL)
 AGAINST: 12 (2 HOME, 10 ROAD)
 LAST: DEC. 27, 2015 (0-3 @ DAL)

2019-20 SERIES SCHEDULE

10/5/19 – STL VS. DAL
 11/29/19 – STL @ DAL
 2/8/20 – STL VS. DAL
 2/21/20 – STL @ DAL
 2/29/20 – STL VS. DAL

BLUES VS. THE NHL



DETROIT RED WINGS

EST. 1926-27

ATLANTIC DIVISION | EAST

RED WINGS INFORMATION

Arena: Little Caesars Arena

Stanley Cups: 11, last - 2008

2018-19 Record: 32-40-10 (74 pts), 7th in Atl

2019 Playoffs: DNQ

All-Time Leaders

GP: Gordie Howe (1,687)

Pts: Gordie Howe (1,809)

Wins: Terry Sawchuk (350)

HOCKEY OPS

Exec. V.P. & General Manager: Steve Yzerman

Head Coach: Jeff Blashill

Assistant Coaches: Dan Bylsma, Doug Houda,

Adam Nightingale

Goaltending Coach: Jeff Salajko

2018-19 SEASON SERIES

			Blues			Red Wings		
Date	Score		S	PP	PIM	S	PP	PIM
11/28/18	@ DET	3-4 L	36	2-3	4	31	0-2	6
3/21/19	DET	5-2 W	24	0-2	2	22	0-1	4

YEAR BY YEAR | LAST 20 YRS | W-L-T + OTL

YEAR	HOME	ROAD	OVERALL
1998-99	2-0-1	0-2-1	2-2-2
1999-00	1-1-1	1-2-0	2-3-1
2000-01	0-0-2	0-3-0	0-3-2
2001-02	1-2-0	1-1-0	2-3-0
2002-03	0-2-0	0-2-1	0-4-1
2003-04	0-2-1	1-2-0	1-4-1
2005-06	0-4-0	1-3-0	1-7-0
2006-07	2-2-0	2-1-1	4-3-1
2007-08	2-2-0	2-2-0	4-4-0
2008-09	0-3-0	1-1-1	1-4-1
2009-10	2-0-1*	2-1-0*	4-1-1
2010-11	1-1-1	1-2-0	2-3-1
2011-12	2-0-1	0-3-0	2-3-1
2012-13	1-1-0	2-1-0	3-2-0
2013-14	0-1-0	1-0-0	1-1-0
2014-15	0-0-1	0-0-1	0-0-2
2015-16	0-0-1	1-0-0	1-0-1
2016-17	0-0-1	1-0-0	1-0-1
2017-18	1-0-0	1-0-0	2-0-0
2018-19	1-0-0	0-1-0	1-1-0

BLUES OT RECORDS

ALL-TIME: 10-9-25

HOME: 5-6-14

ROAD: 5-3-11

2018-19: 0-0

BLUES SO RECORDS

ALL-TIME: 3-4

HOME: 1-3

ROAD: 2-1

2018-19: 0-0

SHUTOUTS

FOR: 14 (8 HOME, 6 ROAD)

LAST: FEB. 15, 2017 (2-0 @ DET)

AGAINST: 13 (6 HOME, 7 ROAD)

LAST: APR. 13, 2014 (0-3 @ STL)

2019-20 SERIES SCHEDULE

10/27/19 – STL @ DET

3/31/20 – STL VS. DET

*Neutral site game played in Stockholm, Sweden on 10-2-09 is credited as a Blues road game. (4-3 W)

*Neutral site game played in Stockholm, Sweden on 10-3-09 is credited as a Blues home game.

(5-3 W)



EDMONTON OILERS

EST. 1979-80

PACIFIC DIVISION | WEST

OILERS INFORMATION

Arena: Rogers Place

Stanley Cups: 5, last - 1990

2018-19 Record: 35-38-9 (79 pts), 7th in Pac

2019 Playoffs: DNQ

All-Time Leaders

GP: Kevin Lowe (1,037)

Pts: Wayne Gretzky (1,669)

Wins: Grant Fuhr (226)

HOCKEY OPS

President of Hockey Ops & GM: Ken Holland

Head Coach: Dave Tippett

Associate Coach: Jim Playfair

Assistant Coaches: Glen Gulutzan, Brian Wiseman

Goaltending Coach: Dustin Schwartz, Sylvain

Rodrigue

2018-19 SEASON SERIES

			Blues			Oilers		
Date	Score		S	PP	PIM	S	PP	PIM
12/5/18	EDM 2-3 SOL		30	0-2	10	36	0-5	4
12/18/18	@ EDM 4-1 W		30	1-3	12	23	0-5	17
3/19/19	EDM 7-2 W		44	2-6	7	17	0-1	28

YEAR BY YEAR | LAST 20 YRS | W-L-T + OTL

YEAR	HOME	ROAD	OVERALL
1998-99	1-1-0	1-1-0	2-2-0
1999-00	1-0-1	2-0-0	3-0-1
2000-01	2-0-0	0-2-0	2-2-0
2001-02	2-0-0	0-1-1	2-1-1
2002-03	1-0-1	1-1-0	2-1-1
2003-04	1-0-1	1-1-0	2-1-1
2005-06	1-1-0	2-0-0	3-1-0
2006-07	2-0-0	1-1-0	3-1-0
2007-08	0-0-2	1-0-1	1-0-3
2008-09	0-1-1	0-1-1	0-2-2
2009-10	1-1-0	2-0-0	3-1-0
2010-11	2-0-0	1-0-1	3-0-1
2011-12	2-0-0	1-1-0	3-1-0
2012-13	1-1-0	1-0-0	2-1-0
2013-14	1-0-0	2-0-0	3-0-0
2014-15	2-0-0	1-0-0	3-0-0
2015-16	1-0-0	1-1-0	2-1-0
2016-17	0-1-1	0-1-0	0-2-1
2017-18	1-0-0	1-1-0	2-1-0
2018-19	1-0-1	1-0-0	2-0-1

BLUES OT RECORDS

ALL-TIME: 6-6-8

HOME: 4-3-6

ROAD: 2-3-2

2018-19: 0-0

BLUES SO RECORDS

ALL-TIME: 1-4

HOME: 0-3

ROAD: 1-1

2018-19: 0-1

SHUTOUTS

FOR: 7 (4 HOME, 3 ROAD)

LAST: DEC. 21, 2013 (6-0 @ EDM)

AGAINST: 6 (2 HOME, 4 ROAD)

LAST: MAR. 26, 2013 (0-3 @ STL)

2019-20 SERIES SCHEDULE

11/6/19 – STL @ EDM

12/18/19 – STL VS. EDM

1/31/20 – STL @ EDM

BLUES VS. THE NHL



FLORIDA PANTHERS

EST. 1993-94

ATLANTIC DIVISION | EAST

PANTHERS INFORMATION

Arena: BB&T Center

Stanley Cups: None

2018-19 Record: 36-32-14 (86 pts), 5th in Atl

2019 Playoffs: DNP

All-Time Leaders

GP: Stephen Weiss (654)

Pts: Olli Jokinen (419)

Wins: Roberto Luongo (230)

HOCKEY OPS

President of Hockey Ops & GM: Dale Tallon

Head Coach: Joel Quenneville

Assistant Coaches: Mike Kitchen, Andrew Brunette,

Derek MacKenzie

Goaltending Coach: Robb Tallas

2018-19 SEASON SERIES

			Blues			Panthers		
Date	Score		S	PP	PIM	S	PP	PIM
12/11/18	FLA 4-3 W		33	0-3	4	25	0-2	6
2/5/19	@ FLA 3-2 W		34	0-1	6	24	2-3	2

YEAR BY YEAR | LAST 20 YRS | W-L-T + OTL

YEAR	HOME	ROAD	OVERALL
1998-99	0-0-1	1-0-0	1-0-1
1999-00	1-0-0	0-0-1	1-0-1
2000-01	1-0-0	0-1-0	1-1-0
2001-02	DNP	1-0-0	1-0-0
2002-03	1-0-0	DNP	1-0-0
2003-04	1-0-0	1-0-0	2-0-0
2005-06	DNP	0-1-0	0-1-0
2006-07		DNP	
2007-08	0-1-0	DNP	0-1-0
2008-09	1-0-0	0-1-0	1-1-0
2009-10	0-1-0	DNP	0-1-0
2010-11	DNP	1-0-0	1-0-0
2011-12	1-0-0	DNP	1-0-0
2012-13		DNP	
2013-14	1-0-0	1-0-0	2-0-0
2014-15	1-0-0	1-0-0	2-0-0
2015-16	0-1-0	1-0-0	1-1-0
2016-17	0-1-0	1-0-0	1-1-0
2017-18	0-1-0	0-1-0	0-2-0
2018-19	1-0-0	1-0-0	2-0-0

BLUES OT RECORDS

ALL-TIME: 1-1-3

HOME: 0-0-1

ROAD: 1-1-2

2018-19: 0-0

BLUES SO RECORDS

ALL-TIME: 1-0

HOME: 0-0

ROAD: 1-0

2018-19: 0-0

SHUTOUTS

FOR: 8 (6 HOME, 2 ROAD)

LAST: NOV. 1, 2013 (4-0 @ FLA)

AGAINST: 4 (3 HOME, 1 ROAD)

LAST: OCT. 31, 2009 (0-4 @ STL)

2019-20 SERIES SCHEDULE

3/10/20 – STL VS. FLA

3/21/20 – STL @ FLA



LOS ANGELES KINGS

EST. 1967-68

PACIFIC DIVISION | WEST

KINGS INFORMATION

Arena: STAPLES Center

Stanley Cups: 2012, 2014

2018-19 Record: 31-42-9 (71 pts), 8th in Pac

2019 Playoffs: DNQ

All-Time Leaders

GP: Dustin Brown (1,117)

Pts: Marcel Dionne (1,307)

Wins: Jonathan Quick (309)

HOCKEY OPS

Vice President & GM: Rob Blake

Head Coach: Todd McLellan

Assistant Coaches: Trent Yawney, Marco Sturm

Goaltending Coach: Bill Ranford

2018-19 SEASON SERIES

			Blues			Kings		
Date	Score		S	PP	PIM	S	PP	PIM
11/19/18	LAK	0-2 L	29	0-2	0	27	0-0	4
1/21/19	@ LAK	3-4 L	36	1-2	10	29	1-5	4
3/7/19	@ LAK	4-0 W	32	0-3	6	28	0-2	8

YEAR BY YEAR | LAST 20 YRS | W-L-T + OTL

YEAR	HOME	ROAD	OVERALL
1998-99	2-0-0	1-0-1	3-0-1
1999-00	0-1-1	2-0-0	2-1-1
2000-01	1-1-0	1-0-1	2-1-1
2001-02	1-1-0	0-1-1	1-2-1
2002-03	2-0-0	1-1-0	3-1-0
2003-04	2-0-0	2-0-0	4-0-0
2005-06	0-1-1	0-2-0	0-3-1
2006-07	2-0-0	1-1-0	3-1-0
2007-08	2-0-0	1-1-0	3-1-0
2008-09	1-1-0	0-2-0	1-3-0
2009-10	1-1-0	2-0-0	3-1-0
2010-11	2-0-0	2-0-0	4-0-0
2011-12	1-1-0	0-1-1	1-2-1
2012-13	0-2-0	0-1-0	0-3-0
2013-14	1-1-0	0-1-0	1-2-0
2014-15	1-0-0	0-1-1	1-1-1
2015-16	1-1-0	1-0-0	2-1-0
2016-17	1-0-0	1-1-0	2-1-0
2017-18	1-1-0	1-0-0	2-1-0
2018-19	0-1-0	1-1-0	1-2-0

BLUES OT RECORDS

ALL-TIME: 3-0-13

HOME: 3-0-7

ROAD: 0-0-6

2018-19: 0-0

BLUES SO RECORDS

ALL-TIME: 2-3

HOME: 0-1

ROAD: 2-2

2018-19: 0-0

SHUTOUTS

FOR: 17 (10 HOME, 7 ROAD)

LAST: MAR. 7, 2019 (4-0 @ LAK)

AGAINST: 13 (5 HOME, 8 ROAD)

LAST: NOV. 19, 2018 (0-2 @ STL)

2019-20 SERIES SCHEDULE

10/24/19 – STL VS. LAK

12/23/19 – STL @ LAK

3/27/20 – STL VS. LAK

BLUES VS. THE NHL



MINNESOTA WILD

EST. 2000-01

CENTRAL DIVISION | WEST

WILD INFORMATION

Arena: Xcel Energy Center

Stanley Cups: None

2018-19 Record: 37-36-9 (83 pts), 7th in Cen

2019 Playoffs: DNQ

All-Time Leaders

GP: Mikko Koivu (973)

Pts: Mikko Koivu (688)

Wins: Niklas Backstrom (194)

HOCKEY OPS

General Manager: Bill Guerin

Head Coach: Bruce Boudreau

Assistant Coaches: Bob Woods, Dean Evason,

Darby Hendrickson

Goaltending Coach: Bob Mason

2018-19 SEASON SERIES

			Blues			Wild		
Date	Score		S	PP	PIM	S	PP	PIM
11/3/18	MIN 1-5 L		16	1-1	10	45	0-4	4
11/11/18	MIN 2-3 L		31	0-2	6	18	0-2	6
2/17/19	@ MIN 4-0 W		30	2-6	10	31	0-5	12
2/24/19	@ MIN 1-2 OTL		28	1-2	6	35	0-3	4

YEAR BY YEAR | W-L-T + OTL

YEAR	HOME	ROAD	OVERALL
2000-01	2-0-0	1-0-1	3-0-1
2001-02	0-2-0	1-0-1	1-2-1
2002-03	1-0-1	1-1-0	2-1-1
2003-04	0-0-2	0-2-0	0-2-2
2005-06	1-1-0	0-1-1	1-2-1
2006-07	1-1-0	0-2-0	1-3-0
2007-08	0-1-1	1-0-1	1-1-2
2008-09	2-0-0	1-1-0	3-1-0
2009-10	2-0-0	0-2-0	2-2-0
2010-11	0-0-2	1-1-0	1-1-2
2011-12	2-0-0	0-1-1	2-1-1
2012-13	1-0-0	2-0-0	3-0-0
2013-14	2-0-0	2-1-0	4-1-0
2014-15	1-1-0	1-1-0	2-2-0
2015-16	2-1-0	1-1-0	3-2-0
2016-17	2-0-0	1-2-0	3-2-0
2017-18	1-1-0	0-1-1	1-2-1
2018-19	0-2-0	1-0-1	1-2-1

BLUES OT RECORDS

ALL-TIME: 5-3-5

HOME: 3-0-3

ROAD: 2-3-2

2018-19: 0-1

BLUES SO RECORDS

ALL-TIME: 4-5

HOME: 2-3

ROAD: 2-2

2018-19: 0-0

SHUTOUTS

FOR: 9 (5 HOME, 4 ROAD)

LAST: FEB. 17, 2019 (4-0 @ MIN)

AGAINST: 4 (1 HOME, 3 ROAD)

LAST: DEC. 3, 2008 (0-4 @ MIN)

2019-20 SERIES SCHEDULE

10/30/19 - STL VS. MIN

11/2/19 - STL @ MIN

2/23/20 - STL @ MIN

3/29/20 - STL VS. MIN



MONTREAL CANADIENS

EST. 1917-18

ATLANTIC DIVISION | EAST

CANADIENS INFORMATION

Arena: Bell Centre

Stanley Cups: 24 – last, 1993

2018-19 Record: 44-30-8 (96 pts), 4th in Atl

2019 Playoffs: DNQ

All-Time Leaders

GP: Henri Richard (1,258)

Pts: Guy Lafleur (1,246)

Wins: Carey Price (321)

HOCKEY OPS

Executive V.P. / GM: Marc Bergevin

Head Coach: Claude Julien

Associate Coach: Kirk Muller

Assistant Coaches: Dominique Ducharme, Luke

Richardson

Goaltending Coach: Stephane Waite

2018-19 SEASON SERIES

			Blues			Canadiens		
Date	Score		S	PP	PIM	S	PP	PIM
10/17/18	@ MTL	2-3 L	25	2-5	13	23	1-4	15
1/10/19	MTL	4-1 W	30	1-5	14	29	1-6	12

YEAR BY YEAR | LAST 20 YRS | W-L-T + OTL

YEAR	HOME	ROAD	OVERALL
1998-99	0-1-0	0-1-0	0-2-0
1999-00	1-0-0	DNP	1-0-0
2000-01	DNP	1-0-0	1-0-0
2001-02	1-0-0	DNP	1-0-0
2002-03	DNP	1-0-0	1-0-0
2003-04	DNP	0-1-0	0-1-0
2005-06		DNP	
2006-07	0-1-0	DNP	0-1-0
2007-08	DNP	1-0-0	1-0-0
2008-09	0-0-1	DNP	0-0-1
2009-10	DNP	1-0-0	1-0-0
2010-11	1-0-0	DNP	1-0-0
2011-12	DNP	1-0-0	1-0-0
2012-13		DNP	
2013-14	1-0-0	1-0-0	2-0-0
2014-15	0-1-0	0-1-0	0-2-0
2015-16	1-0-0	0-1-0	1-1-0
2016-17	1-0-0	1-0-0	2-0-0
2017-18	1-0-0	1-0-0	2-0-0
2018-19	1-0-0	0-1-0	1-1-0

BLUES OT RECORDS

ALL-TIME: 3-3-8

HOME: 2-0-4

ROAD: 1-3-4

2018-19: 0-0

BLUES SO RECORDS

ALL-TIME: 2-1

HOME: 0-1

ROAD: 2-0

2018-19: 0-0

SHUTOUTS

FOR: 6 (3 HOME, 3 ROAD)

LAST: JAN. 10, 2012 (3-0 @ MTL)

AGAINST: 9 (4 HOME, 5 ROAD)

LAST: OCT. 20, 2015 (0-3 @ MTL)

2019-20 SERIES SCHEDULE

10/12/19 – STL @ MTL

10/19/19 – STL VS. MTL

BLUES VS. THE NHL



NASHVILLE PREDATORS

EST. 1998-99

CENTRAL DIVISION | WEST

PREDATORS INFORMATION

Arena: Bridgestone Arena

Stanley Cups: None

2018-19 Record: 47-29-6 (100 pts), 1st in Cen

2019 Playoffs: Lost to DAL in 1st round

All-Time Leaders

GP: David Legwand (956)

Pts: David Legwand (566)

Wins: Pekka Rinne (341)

HOCKEY OPS

President of Hockey Ops / GM: David Poile

Head Coach: Peter Laviolette

Associate Coach: Kevin McCarthy

Assistant Coach: Dan Muse, Dan Lambert

Goaltending Coach: Ben Vanderklok

2018-19 SEASON SERIES

			Blues			Predators		
Date	Score		S	PP	PIM	S	PP	PIM
11/21/18	@ NSH	1-4 L	29	0-4	13	34	0-3	14
11/23/18	NSH	6-2 W	34	0-3	18	28	1-3	18
2/9/19	NSH	3-2 W	33	0-3	7	31	1-1	11
2/10/19	@ NSH	5-4 OTW	29	1-4	8	44	0-4	8
2/26/19	NSH	2-0 W	44	1-3	6	19	0-2	18

YEAR BY YEAR | LAST 20 YRS | W-L-T + OTL

YEAR	HOME	ROAD	OVERALL
1998-99	2-1-0	2-1-0	4-2-0
1999-00	2-1-0	2-0-1	4-1-1
2000-01	1-1-0	2-1-0	3-2-0
2001-02	3-0-0	1-0-1	4-0-1
2002-03	2-0-0	1-0-1	3-0-1
2003-04	2-0-1	1-2-0	3-2-1
2005-06	0-4-0	0-3-1	0-7-1
2006-07	1-2-1	0-2-2	1-4-3
2007-08	2-1-1	1-2-1	3-3-2
2008-09	2-0-1	2-0-1	4-0-2
2009-10	0-3-0	1-1-1	1-4-1
2010-11	2-0-1	2-1-0	4-1-1
2011-12	1-1-1	1-1-1	2-2-2
2012-13	1-1-0	2-0-0	3-1-0
2013-14	2-0-0	3-0-0	5-0-0
2014-15	2-1-0	0-2-0	2-3-0
2015-16	2-0-0	2-1-0	4-1-0
2016-17	2-1-0	0-2-0	2-3-0
2017-18	0-2-0	0-1-1	0-3-1
2018-19	3-0-0	1-1-0	4-1-0

BLUES OT RECORDS

ALL-TIME: 5-6-4

HOME: 3-3-1

ROAD: 2-3-3

2018-19: 1-0

BLUES SO RECORDS

ALL-TIME: 7-8

HOME: 2-2

ROAD: 5-6

2018-19: 0-0

SHUTOUTS

FOR: 17 (10 HOME, 7 ROAD)

LAST: FEB. 26, 2019 (2-0 @ STL)

AGAINST: 7 (5 HOME, 2 ROAD)

LAST: FEB. 25, 2018 (0-4 @ NSH)

2019-20 SERIES SCHEDULE

11/23/19 – STL VS. NSH

11/25/19 – STL @ NSH

2/15/20 – STL VS. NSH

2/16/20 – STL @ NSH



NEW JERSEY DEVILS

EST. 1974-75

METROPOLITAN DIVISION | EAST

DEVILS INFORMATION

Arena: Prudential Center

Stanley Cups: 1995, 2000, 2003

2018-19 Record: 31-41-10 (72 pts), 8th in Met

2019 Playoffs: DNP

All-Time Leaders

GP: Ken Daneyko (1,283)

Pts: Patrik Elias (1,025)

Wins: Martin Brodeur (688)

HOCKEY OPS

Executive V.P. / GM: Ray Shero

Head Coach: John Hynes

Assistant Coaches: Alain Nasreddine, Rick Kowalsky, Mike Grier

Goaltending Coach: Roland Melanson

2018-19 SEASON SERIES

			Blues			Devils		
Date	Score		S	PP	PIM	S	PP	PIM
2/12/19	NJD	8-3 W	39	0-2	6	23	1-2	16
3/30/19	@ NJD	3-2 OTW	27	0-1	6	27	1-3	2

YEAR BY YEAR | LAST 20 YRS | W-L-T + OTL

YEAR	HOME	ROAD	OVERALL
1998-99	0-1-0	0-1-0	0-2-0
1999-00	1-0-0	0-1-0	1-1-0
2000-01	1-0-0	DNP	1-0-0
2001-02	DNP	0-1-0	0-1-0
2002-03	0-0-1	0-1-0	0-1-1
2003-04	0-1-0	DNP	0-1-0
2005-06	0-1-0	DNP	0-1-0
2006-07	DNP	1-0-0	1-0-0
2007-08		DNP	
2008-09	0-1-0	DNP	0-1-0
2009-10	DNP	1-0-0	1-0-0
2010-11	1-0-0	DNP	1-0-0
2011-12	DNP	1-0-0	1-0-0
2012-13		DNP	
2013-14	1-0-0	0-1-0	1-1-0
2014-15	1-0-0	1-0-0	2-0-0
2015-16	1-0-0	1-0-0	2-0-0
2016-17	1-0-0	1-0-0	2-0-0
2017-18	1-0-0	1-0-0	2-0-0
2018-19	1-0-0	1-0-0	2-0-0

BLUES OT RECORDS

ALL-TIME: 5-2-5

HOME: 2-2-4

ROAD: 3-0-1

2018-19: 1-0

BLUES SO RECORDS

ALL-TIME: 2-0

HOME: 1-0

ROAD: 1-0

2018-19: 0-0

SHUTOUTS

FOR: 7 (3 HOME, 4 ROAD)

LAST: NOV. 10, 2015 (2-0 @ NJD)

AGAINST: 4 (2 HOME, 2 ROAD)

LAST: DEC. 10, 2002 (0-2 @ NJD)

2019-20 SERIES SCHEDULE

2/12/19 – STL VS. NJD

3/30/19 – STL @ NJD

BLUES VS. THE NHL



NEW YORK ISLANDERS

EST. 1972-73

METROPOLITAN DIVISION | EAST

ISLANDERS INFORMATION

Arena: Barclays Center, Nassau Veterans Memorial Coliseum

Stanley Cups: 1980, 1981, 1982, 1983

2018-19 Record: 48-27-7 (103 pts), 2nd in Met

2019 Playoffs: Lost to CAR in 2nd round

All-Time Leaders

GP: Bryan Trottier (1,123)

Pts: Bryan Trottier (1,353)

Wins: Billy Smith (304)

HOCKEY OPS

President & General Manager: Lou Lamoriello

Head Coach: Barry Trotz

Associate Coach: Lane Lambert

Assistant Coaches: John Gruden, Jim Hiller

Goaltending Coach: Piero Greco

2018-19 SEASON SERIES

			Blues			Islanders		
Date	Score		S	PP	PIM	S	PP	PIM
1/5/19	NYI 3-4 L		32	0-5	4	14	0-2	10
1/15/19	@ NYI 1-2 OTL		31	0-3	6	25	0-3	6

YEAR BY YEAR | LAST 20 YRS | W-L-T + OTL

YEAR	HOME	ROAD	OVERALL
1998-99	0-1-0	0-0-1	0-1-1
1999-00	DNP	1-0-0	1-0-1
2000-01	0-0-1	DNP	0-0-1
2001-02	DNP	0-1-0	0-1-1
2002-03	0-0-1	1-0-0	1-0-1
2003-04	1-0-0	1-0-0	2-0-0
2005-06	0-1-0	DNP	0-1-0
2006-07	DNP	1-0-0	1-0-0
2007-08		DNP	
2008-09	DNP	0-1-0	0-1-0
2009-10	1-0-0	1-0-0	2-0-0
2010-11	DNP	0-1-0	0-1-0
2011-12	1-0-0	DNP	1-0-0
2012-13		DNP	
2013-14	1-0-0	1-0-0	2-0-0
2014-15	1-0-0	1-0-0	2-0-0
2015-16	0-0-1	0-0-1	0-0-2
2016-17	1-0-0	0-1-0	1-1-0
2017-18	0-1-0	1-0-0	1-1-0
2018-19	0-1-0	0-0-1	0-1-1

BLUES OT RECORDS

ALL-TIME: 2-5-9

HOME: 1-4-4

ROAD: 1-1-5

2018-19: 0-1

BLUES SO RECORDS

ALL-TIME: 3-1

HOME: 0-0

ROAD: 3-1

2018-19: 0-0

SHUTOUTS

FOR: 6 (5 HOME, 1 ROAD)

LAST: MAR. 28, 1991 (3-0 @ STL)

AGAINST: 5 (2 HOME, 3 ROAD)

LAST: OCT. 17, 1998 (0-1 @ STL)

2019-20 SERIES SCHEDULE

10/14/19 – STL @ NYI

2/27/20 – STL VS. NYI



NEW YORK RANGERS

EST. 1926-27

METROPOLITAN DIVISION | EAST

RANGERS INFORMATION

Arena: Madison Square Garden

Stanley Cups: 1928, 1933, 1940, 1994

2018-19 Record: 32-36-14 (78 pts), 7th in Met

2019 Playoffs: DNQ

All-Time Leaders

GP: Harry Howell (1,160)

Pts: Rod Gilbert (1,021)

Wins: Henrik Lundqvist (449)

HOCKEY OPS

General Manager: Jeff Gorton

Head Coach: David Quinn

Assistant Coaches: Greg Brown, David Oliver,

Lindy Ruff

Goaltending Coach: Benoit Allaire

2018-19 SEASON SERIES

			Blues			Rangers		
Date	Score		S	PP	PIM	S	PP	PIM
12/31/18	NYR 1-2 L		40	0-4	6	23	1-3	8
3/29/19	@ NYR 2-4 L		46	0-1	4	25	0-2	2

YEAR BY YEAR | LAST 20 YRS | W-L-T + OTL

YEAR	HOME	ROAD	OVERALL
1998-99	0-1-0	1-0-0	1-1-0
1999-00	0-1-0	1-0-0	1-1-0
2000-01	DNP	1-0-0	1-0-0
2001-02	1-0-0	DNP	1-0-0
2002-03	0-0-1	1-0-0	1-0-1
2003-04	1-0-0	DNP	1-0-0
2005-06	0-0-1	DNP	0-0-1
2006-07	DNP	0-0-1	0-0-1
2007-08		DNP	
2008-09	1-0-0	DNP	1-0-0
2009-10	1-0-0	1-0-0	2-0-0
2010-11	0-1-0	1-0-0	1-1-0
2011-12	1-0-0	DNP	1-0-0
2012-13		DNP	
2013-14	1-0-0	1-0-0	2-0-0
2014-15	0-1-0	1-0-0	1-1-0
2015-16	0-1-0	0-1-0	0-2-0
2016-17	1-0-0	0-1-0	1-1-0
2017-18	1-0-0	1-0-0	2-0-0
2018-19	0-1-0	0-1-0	0-2-0

BLUES OT RECORDS

ALL-TIME: 1-2-7

HOME: 1-2-4

ROAD: 0-0-3

2018-19: 0-0

BLUES SO RECORDS

ALL-TIME: 1-1

HOME: 0-0

ROAD: 1-1

2018-19: 0-0

SHUTOUTS

FOR: 1 (0 HOME, 1 ROAD)

LAST: NOV. 7, 2010 (2-0 @ NYR)

AGAINST: 12 (7 HOME, 5 ROAD)

LAST: NOV. 1, 2016 (0-5 @ NYR)

2019-20 SERIES SCHEDULE

1/11/20 – STL VS. NYR

3/3/20 – STL @ NYR

BLUES VS. THE NHL



OTTAWA SENATORS

EST. 1992-93

ATLANTIC DIVISION | EAST

SENATORS INFORMATION

Arena: Canadian Tire Centre

Stanley Cups: None

2018-19 Record: 29-47-6 (64 pts), 8th in Atl

2019 Playoffs: DNP

All-Time Leaders

GP: Chris Phillips (1,179)

Pts: Daniel Alfredsson (1,108)

Wins: Craig Anderson (191)

HOCKEY OPS

General Manager: Pierre Dorion

Head Coach: DJ Smith

Associate Coach: Jack Capuano

Assistant Coaches: Davis Payne, Bob Jones

Goaltending Coach: Pierre Groulx

2018-19 SEASON SERIES

			Blues			Senators		
Date		Score	S	PP	PIM	S	PP	PIM
1/19/19	OTT	3-2 W	38	0-1	2	30	0-1	2
3/14/19	@ OTT	0-2 L	35	0-3	6	21	0-2	8

YEAR BY YEAR | LAST 20 YRS | W-L-T + OTL

YEAR	HOME	ROAD	OVERALL
1998-99	0-1-0	1-0-0	1-1-0
1999-00	1-0-0	1-0-0	2-0-0
2000-01	DNP	0-1-0	0-1-0
2001-02	1-0-0	0-1-0	1-1-0
2002-03	0-0-1	DNP	0-0-1
2003-04	DNP	0-1-0	0-1-0
2005-06		DNP	
2006-07	0-1-0	DNP	0-1-0
2007-08	DNP	0-1-0	0-1-0
2008-09	0-1-0	DNP	0-1-0
2009-10	DNP	0-1-0	0-1-0
2010-11	1-0-0	DNP	1-0-0
2011-12	DNP	1-0-0	1-0-0
2012-13		DNP	
2013-14	0-0-1	0-0-1	0-0-2
2014-15	0-0-1	1-0-0	1-0-1
2015-16	0-0-1	1-0-0	1-0-1
2016-17	0-1-0	1-0-0	1-1-0
2017-18	1-0-0	1-0-0	2-0-0
2018-19	1-0-0	0-1-0	1-1-0

BLUES OT RECORDS

ALL-TIME: 0-2-2

HOME: 0-1-2

ROAD: 0-1-0

2018-19: 0-0

BLUES SO RECORDS

ALL-TIME: 1-2

HOME: 0-2

ROAD: 1-0

2018-19: 0-0

SHUTOUTS

FOR: 2 (1 HOME, 1 ROAD)

LAST: JAN. 23, 2018 (3-0 @ STL)

AGAINST: 1 (1 ROAD)

LAST: MAR. 14, 2019 (0-2 @ OTT)

2019-20 SERIES SCHEDULE

10/10/19 – STL @ OTT

3/15/20 – STL VS. OTT



ST. LOUIS BLUES



PHILADELPHIA FLYERS

EST. 1967-68

METROPOLITAN DIVISION | EAST

FLYERS INFORMATION

Arena: Wells Fargo Center

Stanley Cups: 1974, 1975

2018-19 Record: 37-37-8 (82 pts), 6th in Met

2019 Playoffs: DNQ

All-Time Leaders

GP: Bobby Clarke (1,144)

Pts: Bobby Clarke (1,210)

Wins: Ron Hextall (240)

HOCKEY OPS

President of Hockey Ops & GM: Chuck Fletcher

Head Coach: Alain Vigneault

Assistant Coaches: Michel Therrien,

Ian Laperriere, Mike Yeo

Goaltending Coach: Kim Dillabaugh

2018-19 SEASON SERIES

			Blues			Flyers		
Date	Score		S	PP	PIM	S	PP	PIM
1/7/19	@ PHI	3-0 W	37	0-2	2	25	0-1	4
4/4/19	PHI	7-3 W	35	2-4	10	29	0-4	10

YEAR BY YEAR | LAST 20 YRS | W-L-T + OTL

YEAR	HOME	ROAD	OVERALL
1998-99	1-0-0	0-1-0	1-1-0
1999-00	1-0-0	0-1-0	1-1-0
2000-01	0-0-1	0-1-0	0-1-1
2001-02	0-1-0	0-1-0	0-2-0
2002-03	0-0-1	1-0-0	1-0-1
2003-04	0-1-0	DNP	0-1-0
2005-06	0-1-0	DNP	0-1-0
2006-07	DNP	0-0-1	0-0-1
2007-08		DNP	
2008-09	1-0-0	DNP	1-0-0
2009-10	DNP	0-0-1	0-0-1
2010-11	1-0-0	DNP	1-0-0
2011-12	DNP	1-0-0	1-0-0
2012-13		DNP	
2013-14	1-0-0	0-1-0	1-1-0
2014-15	1-0-0	0-1-0	1-1-0
2015-16	0-1-0	0-1-0	0-2-0
2016-17	1-0-0	1-0-0	2-0-0
2017-18	0-1-0	0-1-0	0-2-0
2018-19	1-0-0	1-0-0	2-0-0

BLUES OT RECORDS

ALL-TIME: 3-3-2

HOME: 2-2-0

ROAD: 1-1-2

2018-19: 0-0

BLUES SO RECORDS

ALL-TIME: 2-1

HOME: 2-0

ROAD: 0-1

2018-19: 0-0

SHUTOUTS

FOR: 12 (7 HOME, 5 ROAD)

LAST: JAN. 7, 2019 (3-0 @ PHI)

AGAINST: 15 (7 HOME, 8 ROAD)

LAST: NOV. 2, 2017 (0-2 @ STL)

2019-20 SERIES SCHEDULE

1/15/20 – STL VS. PHI

3/17/20 – STL @ PHI

BLUES VS. THE NHL



PITTSBURGH PENGUINS

EST. 1967-68

METROPOLITAN DIVISION | EAST

PENGUINS INFORMATION

Arena: PPG Paints Arena

Stanley Cups: 5, last - 2017

2018-19 Record: 44-26-12 (100 pts), 3rd in Met

2019 Playoffs: Lost to NYI in 1st round

All-Time Leaders

GP: Sidney Crosby (943)

Pts: Mario Lemieux (1,723)

Wins: Marc-Andre Fleury (375)

HOCKEY OPS

Executive Vice President / GM: Jim Rutherford

Head Coach: Mike Sullivan

Assistant Coaches: Jacques Martin, Mark Recchi,

Sergei Gonchar

Goaltending Coach: Mike Buckley

2018-19 SEASON SERIES

			Blues			Penguins		
Date		Score	S	PP	PIM	S	PP	PIM
12/29/18	PIT	1-6 L	31	0-2	13	30	4-4	9
3/16/19	@ PIT	5-1 W	26	1-2	8	41	0-4	4

YEAR BY YEAR | LAST 20 YRS | W-L-T + OTL

YEAR	HOME	ROAD	OVERALL
1998-99	0-1-0	0-1-0	0-2-0
1999-00	DNP	0-1-0	0-1-0
2000-01	1-0-0	0-1-0	1-1-0
2001-02	1-0-0	1-0-0	2-0-0
2002-03	DNP	0-0-1	0-0-1
2003-04	1-0-0	DNP	1-0-0
2005-06	1-0-0	DNP	1-0-0
2006-07	DNP	1-0-0	1-0-0
2007-08		DNP	
2008-09	0-1-0	DNP	0-1-0
2009-10	DNP	0-1-0	0-1-0
2010-11	1-0-0	DNP	1-0-0
2011-12	0-0-1	1-0-0	1-0-1
2012-13		DNP	
2013-14	1-0-0	1-0-0	2-0-0
2014-15	0-1-0	1-0-0	1-1-0
2015-16	1-0-0	0-0-1	1-0-1
2016-17	0-1-0	1-0-0	1-1-0
2017-18	0-1-0	1-0-0	1-1-0
2018-19	0-1-0	1-0-0	1-1-0

BLUES OT RECORDS

ALL-TIME: 6-2-6

HOME: 3-0-2

ROAD: 3-2-4

2018-19: 0-0

BLUES SO RECORDS

ALL-TIME: 0-1

HOME: 0-1

ROAD: 0-0

2018-19: 0-0

SHUTOUTS

FOR: 11 (7 HOME, 4 ROAD)

LAST: JAN. 24, 2017 (3-0 @ PIT)

AGAINST: 3 (1 HOME, 2 ROAD)

LAST: DEC. 19, 1996 (0-4 @ STL)

2019-20 SERIES SCHEDULE

11/30/19 – STL VS. PIT

12/4/19 – STL @ PIT



SAN JOSE SHARKS

EST. 1991-92

PACIFIC DIVISION | WEST

SHARKS INFORMATION

Arena: SAP Center

Stanley Cups: None

2018-19 Record: 46-27-9 (101 pts), 2nd in Pac

2019 Playoffs: Lost to STL in Conference Final

All-Time Leaders

GP: Patrick Marleau (1,493)

Pts: Patrick Marleau (1,082)

Wins: Evgeni Nabokov (293)

HOCKEY OPS

General Manager: Doug Wilson

Head Coach: Pete DeBoer

Assistant Coaches: Steve Spott, Bob

Boughner, Dave Barr

Assistant/Goaltending Coach: Johan Hedberg

2018-19 SEASON SERIES

			Blues			Sharks		
Date	Score		S	PP	PIM	S	PP	PIM
11/9/18	SJS	4-0 W	31	0-4	10	33	0-4	10
11/17/18	@ SJS	0-4 L	30	0-1	4	29	1-2	2
3/9/19	@ SJS	2-3 OTL	19	2-3	4	33	1-2	6

YEAR BY YEAR | LAST 20 YRS | W-L-T + OTL

YEAR	HOME	ROAD	OVERALL
1998-99	0-2-0	1-0-1	1-2-1
1999-00	2-0-1	2-0-0	4-0-1
2000-01	1-0-1	1-1-0	2-1-1
2001-02	1-1-0	2-0-0	3-1-0
2002-03	1-1-0	2-0-0	3-1-0
2003-04	1-1-0	1-1-0	2-2-0
2005-06	0-2-0	1-1-0	1-3-0
2006-07	0-2-0	1-0-1	1-2-1
2007-08	0-2-0	0-2-0	0-4-0
2008-09	2-0-0	0-1-1	2-1-1
2009-10	0-2-0	1-0-1	1-2-1
2010-11	1-1-0	0-2-0	1-3-0
2011-12	2-0-0	2-0-0	4-0-0
2012-13	1-1-0	1-0-0	2-1-0
2013-14	0-2-0	0-1-0	0-3-0
2014-15	1-0-0	1-0-1	2-0-1
2015-16	0-2-0	1-0-0	1-2-0
2016-17	1-0-0	2-0-0	3-0-0
2017-18	1-1-0	0-1-0	1-2-0
2018-19	1-0-0	0-2-0	1-2-0

BLUES OT RECORDS

ALL-TIME: 4-5-2

HOME: 2-1-1

ROAD: 2-4-1

2018-19: 0-1

BLUES SO RECORDS

ALL-TIME: 3-1

HOME: 1-0

ROAD: 2-1

2018-19: 0-0

SHUTOUTS

FOR: 11 (6 HOME, 5 ROAD)

LAST: NOV. 9, 2018 (4-0 VS. SJS)

AGAINST: 7 (4 HOME, 3 ROAD)

LAST: NOV. 17, 2018 (0-4 @ SJS)

2019-20 SERIES SCHEDULE

12/21/19 – STL @ SJS

1/7/20 – STL VS. SJS

3/13/20 – STL VS. SJS

BLUES VS. THE NHL



TAMPA BAY LIGHTNING

EST. 1992-93

ATLANTIC DIVISION | EAST

LIGHTNING INFORMATION

Arena: Amalie Arena

Stanley Cups: 2004

2018-19 Record: 62-16-4 (128 pts), 1st in Atl

2019 Playoffs: Lost to CBJ in 1st round

All-Time Leaders

GP: Vincent Lecavalier (1,037)

Pts: Martin St. Louis (953)

Wins: Ben Bishop (131)

HOCKEY OPS

Vice President / GM: Julien Brisebois

Head Coach: Jon Cooper

Assistant Coaches: Jeff Halpern, Todd Richards,
Derek Lalonde

Goaltending Coach: Frantz Jean

2018-19 SEASON SERIES

			Blues			Lightning		
Date		Score	S	PP	PIM	S	PP	PIM
2/7/19	@ TBL	1-0 OTW	39	0-3	6	32	0-2	8
3/23/19	TBL	4-3 W	26	1-2	6	42	0-3	4

YEAR BY YEAR | LAST 20 YRS | W-L-T + OTL

YEAR	HOME	ROAD	OVERALL
1998-99	1-0-0	1-0-0	2-0-0
1999-00	DNP	1-0-0	1-0-0
2000-01	1-0-0	0-1-0	1-1-0
2001-02	DNP	0-0-1	0-0-1
2002-03	1-0-0	DNP	1-0-0
2003-04	1-0-0	0-0-1	1-0-1
2005-06	DNP	0-1-0	0-1-0
2006-07		DNP	
2007-08	0-1-0	DNP	0-1-0
2008-09	DNP	1-0-0	1-0-0
2009-10	0-1-0	DNP	0-1-0
2010-11	DNP	0-0-1	0-0-1
2011-12	1-0-0	1-0-0	2-0-0
2012-13		DNP	
2013-14	1-0-0	0-1-0	1-1-0
2014-15	1-0-0	1-0-0	2-0-0
2015-16	1-0-0	1-0-0	2-0-0
2016-17	1-0-0	0-1-0	1-1-0
2017-18	0-1-0	0-1-0	0-2-0
2018-19	1-0-0	1-0-0	2-0-0

BLUES OT RECORDS

ALL-TIME: 4-2-3

HOME: 2-0-0

ROAD: 2-2-3

2018-19: 0-0

BLUES SO RECORDS

ALL-TIME: 0-0

HOME: 0-0

ROAD: 0-0

2018-19: 0-0

SHUTOUTS

FOR: 4 (3 HOME, 1 ROAD)

LAST: FEB. 7, 2019 (1-0 @ TBL)

AGAINST: 1 (1 HOME, 0 ROAD)

LAST: DEC. 12, 2017 (0-3 @ STL)

2019-20 SERIES SCHEDULE

11/19/19 – STL VS. TBL

11/27/19 – STL @ TBL



TORONTO MAPLE LEAFS

EST. 1917-18

ATLANTIC DIVISION | EAST

MAPLE LEAFS INFORMATION

Arena: Scotiabank Arena

Stanley Cups: 13, last - 1967

2018-19 Record: 46-28-8 (100 pts), 3rd in Atl

2019 Playoffs: Lost to BOS in 1st round

All-Time Leaders

GP: George Armstrong (1,188)

Pts: Mats Sundin (987)

Wins: Turk Broda (304)

HOCKEY OPS

General Manager: Kyle Dubas

Head Coach: Mike Babcock

Assistant Coaches: Paul McFarland, Andrew

Brewer, Dave Hakstol

Goaltending Coach: Steve Briere

2018-19 SEASON SERIES

			Blues			Maple Leafs		
Date	Score		S	PP	PIM	S	PP	PIM
10/20/18	@ TOR	4-1 W	25	0-4	8	23	0-4	8
2/19/19	TOR	3-2 OTW	41	1-3	0	33	0-0	6

YEAR BY YEAR | LAST 20 YRS | W-L-T + OTL

YEAR	HOME	ROAD	OVERALL
1998-99	0-2-0	0-0-1	0-2-1
1999-00	1-1-0	1-0-0	2-1-0
2000-01	1-0-1	1-0-0	2-0-1
2001-02	0-0-1	1-0-0	1-0-1
2002-03	1-0-0	DNP	1-0-0
2003-04	DNP	1-0-0	1-0-0
2005-06		DNP	
2006-07	0-1-0	DNP	0-1-0
2007-08	DNP	1-0-0	1-0-0
2008-09	DNP	1-0-0	1-0-0
2009-10	1-0-0	DNP	1-0-0
2010-11	DNP	0-0-1	0-0-1
2011-12	0-0-1	DNP	0-0-1
2012-13		DNP	
2013-14	1-0-0	1-0-0	2-0-0
2014-15	1-0-0	1-0-0	2-0-0
2015-16	0-1-0	0-1-0	0-2-0
2016-17	1-0-0	1-0-0	2-0-0
2017-18	1-0-0	1-0-0	2-0-0
2018-19	1-0-0	1-0-0	2-0-0

BLUES OT RECORDS

ALL-TIME: 10-8-13

HOME: 6-3-7

ROAD: 4-5-6

2018-19: 1-0

BLUES SO RECORDS

ALL-TIME: 1-2

HOME: 0-1

ROAD: 1-1

2018-19: 0-0

SHUTOUTS

FOR: 10 (8 HOME, 2 ROAD)

LAST: JAN. 17, 2015 (3-0 @ STL)

AGAINST: 8 (4 HOME, 4 ROAD)

LAST: NOV. 4, 2000 (0-0 @ STL)

2019-20 SERIES SCHEDULE

10/7/19 – STL @ TOR

12/7/19 – STL VS. TOR

BLUES VS. THE NHL



VANCOUVER CANUCKS

EST. 1970-71

PACIFIC DIVISION | WEST

CANUCKS INFORMATION

Arena: Rogers Arena

Stanley Cups: None

2018-19 Record: 35-36-11 (81 pts), 5th in Pac

2019 Playoffs: DNQ

All-Time Leaders

GP: Henrik Sedin (1,330)

Pts: Henrik Sedin (1,070)

Wins: Roberto Luongo (252)

HOCKEY OPS

General Manager: Jim Benning

Head Coach: Travis Green

Assistant Coaches: Nolan Baumgartner, Newell Brown, Manny Malhotra

Goaltending Coach: Ian Clark

2018-19 SEASON SERIES

			Blues			Canucks		
Date	Score		S	PP	PIM	S	PP	PIM
12/9/18	VAN	1-6 L	23	0-2	4	21	0-2	4
12/20/18	@ VAN	1-5 L	30	0-3	4	29	1-2	6
4/6/19	VAN	3-2 SOW	36	1-3	6	25	2-3	6

YEAR BY YEAR | LAST 20 YRS | W-L-T + OTL

YEAR	HOME	ROAD	OVERALL
1998-99	2-0-0	2-0-0	4-0-0
1999-00	1-0-1	2-0-0	3-0-1
2000-01	1-1-0	1-0-1	2-1-1
2001-02	2-0-0	0-1-1	2-1-1
2002-03	1-1-0	0-1-1	1-2-1
2003-04	1-1-0	0-2-0	1-3-0
2005-06	2-0-0	2-0-0	4-0-0
2006-07	1-0-1	0-1-1	1-1-2
2007-08	1-0-1	0-1-1	1-1-2
2008-09	1-1-0	1-1-0	2-2-0
2009-10	1-0-1	1-1-0	2-1-1
2010-11	1-1-0	1-1-0	2-2-0
2011-12	1-0-1	1-1-0	2-1-1
2012-13	1-0-0	1-1-0	2-1-0
2013-14	0-0-1	0-2-0	0-2-1
2014-15	0-2-0	0-0-1	0-2-1
2015-16	1-0-0	2-0-0	3-0-0
2016-17	2-0-0	0-0-1	2-0-1
2017-18	1-0-0	2-0-0	3-0-0
2018-19	1-0-0	0-1-0	1-1-0

BLUES OT RECORDS

ALL-TIME: 2-9-8

HOME: 1-6-3

ROAD: 1-3-5

2018-19: 0-0

BLUES SO RECORDS

ALL-TIME: 3-3

HOME: 2-1

ROAD: 1-2

2018-19: 1-0

SHUTOUTS

FOR: 11 (7 HOME, 4 ROAD)

LAST: MAR. 25, 2016 (4-0 @ VAN)

AGAINST: 11 (3 HOME, 8 ROAD)

LAST: FEB. 26, 2014 (0-1 @ VAN)

2019-20 SERIES SCHEDULE

10/17/19 – STL VS. VAN

11/5/19 – STL @ VAN

1/27/20 – STL @ VAN



VEGAS GOLDEN KNIGHTS

EST. 2017-18

PACIFIC DIVISION | WEST

GOLDEN KNIGHTS INFORMATION

Arena: T-Mobile Arena

Stanley Cups: None

2018-19 Record: 43-32-7 (93 pts), 3rd in Pac

2019 Playoffs: Lost to SJS in 1st round

All-Time Leaders

GP: William Karlsson (164)

Pts: Jonathan Marchessault/Karlsson (134)

Wins: Marc-Andre Fleury (64)

HOCKEY OPS

General Manager: Kelly McCrimmon

Head Coach: Gerard Gallant

Assistant Coaches: Mike Kelly, Ryan Craig, Ryan McGill

Goaltending Coach: David Prior

2018-19 SEASON SERIES

			Blues			Golden Knights		
Date	Score		S	PP	PIM	S	PP	PIM
11/1/18	VGK 5-3 W		26	1-3	8	34	1-3	8
11/16/18	@ VGK 4-1 W		35	0-4	8	33	0-3	10
3/25/19	VGK 3-1 W		22	0-1	2	25	1-1	2

YEAR BY YEAR | W-L-T + OTL

YEAR	HOME	ROAD	OVERALL
2017-18	1-0-0	0-0-2	1-0-2
2018-19	2-0-0	1-0-0	3-0-0

BLUES OT RECORDS

ALL-TIME: 0-2-0

HOME: 0-0-0

ROAD: 0-2-0

2018-19: 0-0

BLUES SO RECORDS

ALL-TIME: 0-0

HOME: 0-0

ROAD: 0-0

2018-19: 0-0

SHUTOUTS

FOR: NONE

LAST: N/A

AGAINST: NONE

LAST: N/A

2019-20 SERIES SCHEDULE

12/12/19 – STL VS. VGK

1/4/20 – STL @ VGK

2/13/20 – STL @ VGK

BLUES VS. THE NHL



WASHINGTON CAPITALS

EST. 1974-75

METROPOLITAN DIVISION | EAST

CAPITALS INFORMATION

Arena: Capital One Arena

Stanley Cups: 2018

2018-19 Record: 48-26-8 (104 pts), 1st in Met

2019 Playoffs: Lost to CAR in 1st round

All-Time Leaders

GP: Alex Ovechkin (1,003)

Pts: Alex Ovechkin (1,122)

Wins: Olie Kolzig (301)

HOCKEY OPS

Senior V.P. / General Manager: Brian MacLellan

Head Coach: Todd Reirden

Assistant Coaches: Blaine Forsythe, Scott Arniel, Reid

Cashman

Goaltending Coach: Scott Murray

2018-19 SEASON SERIES

			Blues			Capitals		
Date	Score		S	PP	PIM	S	PP	PIM
1/3/19	WSH 5-2 W		42	1-4	15	25	0-3	17
1/14/19	@ WSH 4-1 W		37	1-2	8	29	1-3	6

YEAR BY YEAR | LAST 20 YRS | W-L-T + OTL

YEAR	HOME	ROAD	OVERALL
1998-99	1-0-0	1-0-0	2-0-0
1999-00	1-0-0	0-0-1	1-0-1
2000-01	1-0-0	DNP	1-0-0
2001-02	1-0-0	1-0-0	2-0-0
2002-03	DNP	1-0-0	1-0-0
2003-04	1-0-0	DNP	1-0-0
2005-06	DNP	0-0-1	0-0-1
2006-07		DNP	
2007-08	1-0-0	DNP	1-0-0
2008-09	DNP	0-1-0	0-1-0
2009-10	1-0-0	DNP	1-0-0
2010-11	0-1-0	0-1-0	0-2-0
2011-12	DNP	1-0-0	1-0-0
2012-13		DNP	
2013-14	0-1-0	0-1-0	0-2-0
2014-15	1-0-0	1-0-0	2-0-0
2015-16	0-1-0	1-0-0	1-1-0
2016-17	0-1-0	0-1-0	0-2-0
2017-18	0-1-0	0-0-1	0-1-1
2018-19	1-0-0	1-0-0	2-0-0

BLUES OT RECORDS

ALL-TIME: 0-2-7

HOME: 0-0-4

ROAD: 0-2-3

2018-19: 0-0

BLUES SO RECORDS

ALL-TIME: 1-1

HOME: 1-0

ROAD: 0-1

2018-19: 0-0

SHUTOUTS

FOR: 4 (2 HOME, 2 ROAD)

LAST: MAR. 26, 2016 (4-0 @ WSH)

AGAINST: NONE

LAST: N/A

2019-20 SERIES SCHEDULE

10/2/19 – STL VS. WSH

3/24/20 – STL @ WSH



WINNIPEG JETS

EST. 1999-00 (ATLANTA) / 2011-12 (WINNIPEG)

CENTRAL DIVISION | WEST

JETS INFORMATION

Arena: Bell MTS Place

Stanley Cups: None

2018-19 Record: 47-30-5 (99 pts), 2nd in Cen

2019 Playoffs: Lost to STL in 1st round

All-Time Leaders

GP: Blake Wheeler (639)

Pts: Blake Wheeler (586)

Wins: Connor Hellebuyck (117)

HOCKEY OPS

Executive V.P. / GM: Kevin Cheveldayoff

Head Coach: Paul Maurice

Associate Coach: Jamie Kompon

Assistant Coaches: Charlie Huddy, Todd Woodcroft, Wade Flaherty

2018-19 SEASON SERIES

			Blues			Jets		
Date	Score		S	PP	PIM	S	PP	PIM
10/4/18	WPG 1-5 L		42	0-4	4	25	1-2	8
10/22/18	@ WPG 4-5 OTL		34	1-4	12	36	1-5	21
11/24/18	WPG 4-8 L		27	1-3	17	36	1-5	13
12/7/18	@ WPG 1-0 W		27	1-2	14	26	0-6	6

YEAR BY YEAR | W-L-T + OTL

YEAR	HOME	ROAD	OVERALL
1999-00	1-0-0	1-0-0	2-0-0
2000-01	DNP	1-0-0	1-0-0
2001-02	1-0-0	DNP	1-0-0
2002-03	1-0-0	0-1-0	1-1-0
2003-04	DNP	0-0-1	0-0-1
2005-06	DNP	0-1-0	0-1-0
2006-07		DNP	
2007-08	0-0-1	DNP	0-0-1
2008-09	DNP	1-0-0	1-0-0
2009-10	0-1-0	0-0-1	0-1-1
2010-11	1-0-0	1-0-0	2-0-0
2011-12	DNP	1-0-0	1-0-0
2012-13		DNP	
2013-14	3-0-0	1-0-1	4-0-1
2014-15	1-1-0	2-0-1	3-1-1
2015-16	1-0-1	2-0-0	3-0-1
2016-17	0-2-1	0-2-0	0-4-1
2017-18	1-1-0	1-1-0	2-2-0
2018-19	0-2-0	1-0-1	1-2-1

BLUES OT RECORDS

ALL-TIME: 0-3-1

HOME: 0-2-0

ROAD: 0-1-1

2018-19: 0-1

BLUES SO RECORDS

ALL-TIME: 4-4

HOME: 2-1

ROAD: 2-3

2018-19: 0-0

SHUTOUTS

FOR: 4 (3 HOME, 1 ROAD)

LAST: DEC. 7, 2018 (1-0 @ WPG)

AGAINST: 5 (2 HOME, 3 ROAD)

LAST: FEB. 23, 2018 (0-4 @ STL)

2019-20 SERIES SCHEDULE

12/27/19 – STL @ WPG

12/29/19 – STL VS. WPG

2/1/20 – STL @ WPG

2/6/20 – STL VS. WPG



57

PERRON

57

Mo





ST. LOUIS BLUES

2018-2019 GAME-BY-GAME (45-28-9, 99 pts, 3rd Central Division)

#	DATE	VERSUS	SCORE	RECORD
1	10/4	vs. WPG	1-5	0-1-0
2	10/6	vs. CHI	4-5	0-1-1
3	10/11	vs. CGY	5-3	1-1-1
4	10/13	@ CHI	3-4	1-1-2
5	10/14	vs. ANA	2-3	1-2-2
6	10/17	@MTL	2-3	1-3-2
7	10/20	@ TOR	4-1	2-3-2
8	10/22	@ WPG	4-5	2-3-3
9	10/25	vs. CBJ	4-7	2-4-3
10	10/27	vs. CHI	7-3	3-4-3
11	11/1	vs. VGK	5-3	4-4-3
12	11/3	vs. MIN	1-5	4-5-3
13	11/6	vs. CAR	4-1	5-5-3
14	11/9	vs. SJS	4-0	6-5-3
15	11/11	vs. MIN	3-2	6-6-3
16	11/14	@ CHI	0-1	6-7-3
17	11/16	@ VGK	4-1	7-7-3
18	11/17	@ SJS	0-4	7-8-3
19	11/19	vs. LAK	0-2	7-9-3
20	11/21	@ NSH	1-4	7-10-3
21	11/23	vs. NSH	6-2	8-10-3
22	11/24	vs. WPG	4-8	8-11-3
23	11/28	@ DET	3-4	8-12-3
24	11/30	@ COL	3-2	9-12-3
25	12/1	@ ARI	1-6	9-13-3
26	12/5	vs. EDM	2-3	9-13-4
27	12/7	@ WPG	1-0	10-13-4
28	12/9	vs. VAN	1-6	10-14-4
29	12/11	vs. FLA	4-3	11-14-4
30	12/14	vs. COL	4-3	12-14-4
31	12/16	vs. CGY	2-7	12-15-4
32	12/18	@ EDM	4-1	13-15-4
33	12/20	@ VAN	1-5	13-16-4
34	12/22	@ CGY	3-1	14-16-4
35	12/27	vs. BUF	4-1	15-16-4
36	12/29	vs. PIT	1-6	15-17-4
37	12/31	vs. NYR	1-2	15-18-4
38	1/3	vs. WSH	5-2	16-18-4
39	1/5	vs. NYI	3-4	16-19-4
40	1/7	@ PHI	3-0	17-19-4
41	1/8	vs. DAL	1-3	17-20-4
42	1/10	vs. MTL	4-1	18-20-4
43	1/12	@ DAL	3-1	19-20-4
44	1/14	@ WSH	4-1	20-20-4
45	1/15	@ NYI	1-2	20-20-5
46	1/17	@ BOS	2-5	20-21-5
47	1/19	vs. OTT	3-2	21-21-5
48	1/21	@LAK	3-4	21-22-5
49	1/23	@ ANA	5-1	22-22-5
50	2/2	@ CBJ	4-2	23-22-5
51	2/5	@ FLA	3-2	24-22-5
52	2/7	@ TBL	1-0	25-22-5
53	2/9	vs. NSH	3-2	26-22-5
54	2/10	@ NSH	5-4	27-22-5
55	2/12	vs. NJD	8-3	28-22-5
56	2/14	@ ARI	4-0	29-22-5
57	2/16	@ COL	3-0	30-22-5
58	2/17	@ MIN	4-0	31-22-5
59	2/19	vs. TOR	3-2	32-22-5
60	2/21	@ DAL	2-5	32-23-5
61	2/23	vs. BOS	2-1	33-23-5
62	2/24	@ MIN	1-2	33-23-6
63	2/26	vs. NSH	2-0	34-23-6
64	3/1	@ CAR	2-5	34-24-6
65	3/2	vs. DAL	1-4	34-25-6
66	3/6	@ ANA	5-4	35-25-6
67	3/7	@ LAK	4-0	36-25-6

#	DATE	VERSUS	SCORE	RECORD
68	3/9	@ SJS	2-3	36-25-7
69	3/12	vs. ARI	1-3	36-26-7
70	3/14	@OTT	0-2	36-27-7
71	3/16	@ PIT	5-1	37-27-7
72	3/17	@ BUF	3-4	37-27-8
73	3/19	vs. EDM	7-2	38-27-8
74	3/21	vs. DET	5-2	39-27-8
75	3/23	vs. TBL	4-3	40-27-8
76	3/25	vs. VGK	3-1	41-27-8
77	3/29	@NYR	2-4	41-28-8
78	3/30	@NJD	3-2	42-28-8
79	4/1	vs. COL	3-2	43-28-8
80	4/3	@ CHI	3-4	43-28-9
81	4/4	vs. PHI	7-3	44-28-9
82	4/6	vs. VAN	3-2	45-28-9

PLAYER	GP	G	A	Pts	+/-	PIM	PP	SH	GW	S	Spct
Ryan O'Reilly	82	28	49	77	22	12	6	1	5	234	12
Vladimir Tarasenko	76	33	35	68	8	22	12	0	5	275	12
Brayden Schenn	72	17	37	54	3	40	4	0	5	159	10.7
David Perron	57	23	23	46	3	46	7	0	1	112	20.5
Alex Pietrangelo	71	13	28	41	2	22	3	0	2	168	7.7
Tyler Bozak	72	13	25	38	-3	20	2	0	3	141	9.2
Jaden Schwartz	69	11	25	36	-6	16	2	0	1	183	6
Vince Dunn	78	12	23	35	14	45	3	0	4	150	8
Robert Thomas	70	9	24	33	-2	14	3	0	0	80	11.3
Oskar Sundqvist	74	14	17	31	-1	22	0	1	2	113	12.4
Pat Maroon	74	10	18	28	-3	64	2	0	3	118	8.5
Colton Parayko	80	10	18	28	20	15	4	0	3	176	5.7
Alexander Steen	65	10	17	27	2	14	2	1	0	114	8.8
Ivan Barbashev	80	14	12	26	-4	17	0	2	1	60	23.3
Zach Sanford	60	8	12	20	8	21	0	0	2	77	10.4
Jay Bouwmeester	78	3	14	17	-3	40	0	0	1	82	3.7
Joel Edmundson	64	2	9	11	8	68	0	0	1	102	2
Robert Bortuzzo	59	2	8	10	9	47	0	0	0	75	2.7
Carl Gunnarsson	25	3	4	7	8	6	0	0	1	21	14.3
Robby Fabbri	32	2	4	6	-4	6	0	0	1	43	4.7
Mackenzie MacEachern	29	3	2	5	0	10	0	0	1	33	9.1
Sammy Blais	32	2	2	4	-1	6	0	0	0	27	7.4
Jordan Kyrou	16	1	2	3	-1	4	0	0	0	16	6.3
Michael Del Zotto (STL)	7	0	3	3	-2	0	0	0	0	5	0
(ANA)	12	0	3	3	-3	0	0	0	0	19	0
(VAN)	23	1	3	4	3	8	0	0	0	21	4.8
(Total)	42	1	9	10	-2	8	0	0	0	45	2.2
Chris Butler	13	1	1	2	3	0	0	0	0	10	10
Jordan Nolan	14	0	2	2	2	14	0	0	0	17	0
Jordan Schmalz	20	0	2	2	-7	2	0	0	0	11	0
Jakub Jerabek	1	0	0	0	-3	2	0	0	0	1	0
Chris Thorburn	1	0	0	0	0	0	0	0	0	0	0
Nikita Soshnikov	5	0	0	0	-1	0	0	0	0	1	0

PLAYER	GP	W	L	OT	GA	SA	SV%	GAA	SO
Jake Allen	46	19	17	8	121	1277	.905	2.83	3
Jordan Binnington	32	24	5	1	59	807	.927	1.89	5
Chad Johnson	10	2	6	0	29	250	.884	3.54	1



ST. LOUIS BLUES

2017-2018 GAME-BY-GAME (44-32-6, 94 pts, 5th Central Division)

#	DATE	VERSUS	SCORE	RECORD	#	DATE	VERSUS	SCORE	RECORD
1	10/4	@ PIT	5-4	1-0-0	69	3/12	@ ANA	4-2	37-27-5
2	10/7	vs. DAL	4-2	2-0-0	70	3/15	vs. COL	1-4	37-28-5
3	10/9	@ NYI	3-2	3-0-0	71	3/17	vs. NYR	4-3	38-28-5
4	10/10	@ NYR	3-1	4-0-0	72	3/18	@ CHI	5-4	39-28-5
5	10/12	@ FLA	2-5	4-1-0	73	3/21	vs. BOS	2-1	40-28-5
6	10/14	@ TBL	1-2	4-2-0	74	3/23	vs. VAN	4-1	41-28-5
7	10/18	vs. CHI	5-2	5-2-0	75	3/24	@ CBJ	2-1	42-28-5
8	10/19	@ COL	4-3	6-2-0	76	3/27	vs. SJS	3-2	43-28-5
9	10/21	@ VGK	2-3	6-2-1	77	3/30	@ VGK	3-4	43-28-6
10	10/25	vs. CGY	5-2	7-2-1	78	3/31	@ ARI	0-6	43-29-6
11	10/27	@ CAR	2-1	8-2-1	79	4/2	vs. WSH	2-4	43-30-6
12	10/28	vs. CBJ	4-1	9-2-1	80	4/4	vs. CHI	3-4	43-31-6
13	10/30	vs. LAK	4-2	10-2-1	81	4/6	@ CHI	4-1	44-30-6
14	11/2	vs. PHI	0-2	10-3-1	82	4/7	@ COL	2-5	44-32-6
15	11/4	vs. TOR	6-4	11-3-1					
16	11/7	@ NJD	3-1	12-3-1					
17	11/9	vs. ARZ	3-2	13-3-1					
18	11/11	vs. NYI	2-5	13-4-1					
19	11/13	@ CGY	4-7	13-5-1					
20	11/16	@ EDM	4-1	14-5-1					
21	11/18	@ VAN	4-3	15-5-1					
22	11/21	vs. EDM	8-3	16-5-1					
23	11/24	vs. NSH	0-2	16-6-1					
24	11/25	vs. MIN	6-3	17-6-1					
25	11/29	vs. ANA	2-3	17-7-1					
26	12/1	vs. LAK	1-4	17-8-1					
27	12/2	@ MIN	1-2	17-8-2					
28	12/5	@ MTL	4-3	18-8-2					
29	12/7	vs. DAL	3-0	19-8-2					
30	12/9	@ DET	6-1	20-8-2					
31	12/10	vs. BUF	3-2	21-8-2					
32	12/12	vs. TBL	0-3	21-9-2					
33	12/14	vs. ANA	1-3	21-10-2					
34	12/16	vs. WPG	2-0	22-10-2					
35	12/17	@ WPG	0-4	22-11-2					
36	12/20	@ CGY	1-2	22-12-2					
37	12/21	@ EDM	2-3	22-13-2					
38	12/23	@ VAN	3-1	23-13-2					
39	12/27	vs. NSH	1-2	23-14-2					
40	12/29	@ DAL	2-4	23-15-2					
41	12/30	vs. CAR	3-2	24-15-2					
42	1/2	vs. NJD	3-2	25-15-2					
43	1/4	vs. VGK	2-1	26-15-2					
44	1/6	@ PHI	3-6	26-16-2					
45	1/7	@ WSH	3-4	26-16-3					
46	1/9	vs. FLA	4-7	26-17-3					
47	1/16	@ TOR	2-1	27-17-3					
48	1/18	@ OTT	4-1	28-17-3					
49	1/20	vs. ARZ	2-5	28-18-3					
50	1/23	vs. OTT	3-0	29-18-3					
51	1/25	vs. COL	3-1	30-18-3					
52	1/30	vs. MTL	3-1	31-18-3					
53	2/1	@ BOS	1-3	31-19-3					
54	2/3	@ BUF	1-0	32-19-3					
55	2/6	vs. MIN	2-6	32-20-3					
56	2/8	vs. COL	6-1	33-20-3					
57	2/9	@ WPG	5-2	34-20-3					
58	2/11	vs. PIT	1-4	34-21-3					
59	2/13	@ NSH	3-4	34-21-4					
60	2/16	@ DAL	1-2	34-22-4					
61	2/20	vs. SJS	2-3	34-23-4					
62	2/23	vs. WPG	0-4	34-24-4					
63	2/25	@ NSH	0-4	34-25-4					
64	2/27	@ MIN	3-8	34-26-4					
65	2/28	vs. DET	2-1	35-26-4					
66	3/3	@ DAL	2-3	35-26-5					
67	3/8	@ SJS	0-2	35-27-5					
68	3/10	@ LAK	7-2	36-27-5					

PLAYER	GP	G	A	Pts +/-	PIM	PP	SH	GW	S	SPct	
Brayden Schenn	82	28	42	70	10	56	88	0	8	210	13.3
Vladimir Tarasenko	80	33	33	66	15	17	6	0	5	306	10.8
Jaden Schwartz	62	24	35	59	15	26	6	1	3	157	15.3
Alex Pietrangelo	78	15	39	54	8	22	3	0	5	216	6.9
Alexander Steen	76	15	31	46	-11	20	4	1	2	168	8.9
Paul Stastny (STL)	63	12	28	40	-5	14	3	0	1	135	8.9
(WPG)	19	4	9	13	6	4	0	0	2	24	16.7
(TOTAL)	82	16	37	53	1	18	3	0	3	159	10.1
Colton Parayko	82	6	29	35	-7	13	2	0	0	212	2.8
Kyle Brodziak	81	10	23	33	13	33	0	1	2	113	8.9
Vladimir Sobotka	81	11	20	31	-6	50	0	1	4	136	8.1
Patrik Berglund	57	17	9	26	-5	30	3	1	4	112	15.2
Vince Dunn	75	5	19	24	1	20	2	0	1	138	3.6
Scottie Upshall	63	7	12	19	-1	46	0	0	2	71	9.9
Joel Edmundson	69	7	10	17	-1	57	0	0	0	124	5.7
Dmitrij Jaskin	76	6	11	17	6	14	0	0	0	124	4.8
Ivan Barbashev	53	7	6	13	-1	4	0	0	1	45	15.6
Robert Bortuzzo	72	4	9	13	11	41	0	0	1	76	5.3
Carl Gunnarsson	63	5	4	9	15	22	0	0	2	59	8.5
Tage Thompson	41	3	6	9	-12	12	0	0	0	55	5.5
Jay Bouwmeester	35	2	5	7	5	16	0	0	0	45	4.4
Chris Thorburn	50	1	6	7	-4	60	0	0	0	35	2.9
Oskar Sundqvist	42	1	4	5	-5	14	0	0	0	41	2.4
Magnus Paajarvi (STL)	44	2	2	4	-3	8	0	0	0	58	3.4
(OTT)	35	6	2	8	-8	4	0	0	0	68	8.8
(TOTAL)	79	8	4	12	-11	12	0	0	0	126	6.3
Sammy Blais	11	1	2	3	1	6	1	0	0	9	11.1
Nikita Soshnikov (STL)	12	1	1	2	0	4	0	0	0	17	5.9
(TOR)	3	0	0	0	-2	0	0	0	0	0	-
(TOTAL)	15	1	1	2	-2	4	0	0	0	17	5.9
Jordan Schmaltz	13	0	1	1	0	6	0	0	0	5	0.0
Wade Megan	1	0	0	0	0	0	0	0	1	0.0	
Beau Bennett	6	0	0	0	-2	0	0	0	0	6	0.0
Mitch Reinke	1	0	0	0	0	0	0	0	1	0.0	
Chris Butler	6	0	0	0	1	2	0	0	0	2	0.0
Nate Prosser	1	0	0	0	0	0	0	0	0	-	
Jake Allen	59	0	1	1	0	0	0	0	0	-	
Carter Hutton	32	0	0	0	0	2	0	0	0	-	

PLAYER	GP	W	L	OT	GA	SA	SV%	GAA	SO
Jake Allen	59	27	25	3	152	1614	.906	2.75	1
Carter Hutton	32	17	7	3	56	810	.931	2.09	3

ALL-TIME TEAM & INDIVIDUAL RECORDS & STATS

2016-2017 GAME-BY-GAME (46-29-7, 99 pts, 3rd Central Division)

#	DATE	VERSUS	SCORE	RECORD	#	DATE	VERSUS	SCORE	RECORD
1	10/12	@ Chicago	5-2 W	1-0-0	69	3/15	@ ANA	1-2 L	36-28-5
2	10/13	Minnesota	3-2 W	2-0-0	70	3/16	@ SJS	4-1 W	37-28-5
3	10/15	New York	3-2 W	3-0-0	71	3/18	@ ARZ	3-0 W	38-28-5
4	10/18	@ Vancouver	1-2 OTL	3-0-1	72	3/21	@ COL	4-2 W	39-28-5
5	10/20	@ Edmonton	1-3 L	3-1-1	73	3/23	VAN	4-1 W	40-28-5
6	10/22	@ Calgary	6-4 W	4-1-1	74	3/25	CGY	2-3 OTL	40-28-6
7	10/25	Calgary	1-4 L	4-2-1	75	3/27	ARZ	4-1 W	41-28-6
8	10/27	Detroit	1-2 SOL	4-2-2	76	3/29	@ ARZ	3-1 W	42-28-6
9	10/29	Los Angles	1-0 W	5-2-2	77	3/31	@ COL	1-2 SOL	42-28-7
10	11/1	@ New York	0-5 L	5-3-2	78	4/2	NSH	4-1 W	43-28-7
11	11/3	@ Dallas	2-6 L	5-4-2	79	4/4	WPG	2-5 L	43-29-7
12	11/5	Columbus	2-1 OTW	6-4-2	80	4/6	@ FLA	6-3 W	44-29-7
13	11/6	Colorado	5-1 W	7-4-2	81	4/8	@ CAR	5-4 SOW	45-29-7
14	11/9	Chicago	1-2 OTL	7-4-3	82	4/9	COL	3-2 W	46-29-7
15	11/10	@ NSH	1-3 L	7-5-3					
16	11/12	@ CBJ	4-8 L	7-6-3					
17	11/15	BUF	4-1 W	8-6-3					
18	11/17	SJS	3-2 W	9-6-3					
19	11/19	NSH	3-1 W	10-6-3					
20	11/22	@ BOS	4-2 W	11-6-3					
21	11/23	@ WSH	3-4 L	11-7-3					
22	11/26	MIN	4-3 SOW	12-7-3					
23	11/28	DAL	4-3 OTW	13-7-3					
24	12/1	TBL	5-4 W	14-7-3					
25	12/3	WPG	2-3 OTL	14-7-4					
26	12/6	MTL	3-2 W	15-7-4					
27	12/8	@ NYI	2-3 L	15-8-4					
28	12/9	@ NJD	4-1 W	16-8-4					
29	12/11	@ MIN	1-3 L	16-9-4					
30	12/13	@ NSH	3-6 L	16-10-4					
31	12/15	NJD	5-2 W	17-10-4					
32	12/17	CHI	4-6 L	17-11-4					
33	12/19	EDM	2-3 OTL	17-11-5					
34	12/20	@ DAL	3-2 OTW	18-11-5					
35	12/22	@ TBL	2-5 L	18-12-5					
36	12/28	PHI	6-3 W	19-12-5					
37	12/30	NSH	0-4 L	19-13-5					
38	1/2	CHI	4-1 W	20-13-5					
39	1/5	CAR	2-4 L	20-14-5					
40	1/7	DAL	4-3 W	21-14-5					
41	1/10	BOS	3-5 L	21-15-5					
42	1/12	@ LAK	1-5 L	21-16-5					
43	1/14	@ SJS	4-0 W	22-16-5					
44	1/15	@ ANA	2-1 OTW	23-16-5					
45	1/17	OTT	4-6 L	23-17-5					
46	1/19	WSH	3-7 L	23-18-5					
47	1/21	@ WPG	3-5 L	23-19-5					
48	1/24	@ PIT	3-0 W	24-19-5					
49	1/26	@ MIN	1-5 L	24-20-5					
50	1/31	WPG	3-5 L	24-21-5					
51	2/2	TOR	5-1 W	25-21-5					
52	2/4	PIT	1-4 L	25-22-5					
53	2/6	@ PHI	2-0 W	26-22-5					
54	2/7	@ OTT	6-0 W	27-22-5					
55	2/9	@ TOR	2-1 OTW	28-22-5					
56	2/11	@ MTL	4-2 W	29-22-5					
57	2/15	@ DET	2-0 W	30-22-5					
58	2/16	VAN	4-3 W	31-22-5					
59	2/18	@ BUF	2-3 L	31-23-5					
60	2/20	FLA	1-2 L	31-24-5					
61	2/26	@ CHI	2-4 L	31-25-5					
62	2/28	EDM	1-2 L	31-26-5					
63	3/3	@ WPG	0-3 L	31-27-5					
64	3/5	@ COL	3-0 W	32-27-5					
65	3/7	@ MIN	2-1 W	33-27-5					
66	3/10	ANA	4-3 W	34-27-5					
67	3/11	NYI	4-3 W	35-27-5					
68	3/13	@ LAK	3-1 W	36-27-5					

PLAYER	GP	G	A	TP +/-	PIM	PP	SH	GW	S	%	
Vladimir Tarasenko	82	39	36	75	-1	12	9	0	8	286	13.6
Jaden Schwartz	78	19	36	55	+14	18	3	0	4	179	10.6
Alexander Steen	76	16	35	51	-2	53	3	0	2	117	13.7
Alex Pietrangolo	80	14	34	48	+3	24	6	0	4	181	7.7
David Perron	82	18	28	46	-2	54	3	1	3	151	11.9
Kevin Shattenkirk	61	11	31	42	-11	37	7	0	0	115	9.6
Paul Stastny	66	18	22	40	+4	36	5	0	5	112	16.1
Colton Parayko	81	4	31	35	+7	32	4	0	2	188	2.1
Patrik Berglund	82	23	11	34	-7	32	4	0	5	153	15.0
Robby Fabbri	51	11	18	29	-16	27	4	0	0	91	12.1
Jori Lehtera	64	7	15	22	-6	34	0	0	1	67	10.4
Scottie Upshall	73	10	8	18	-1	45	0	2	1	85	11.8
Kyle Brodziak	69	8	7	15	+2	27	0	0	2	55	14.5
Joel Edmundson	69	3	12	15	+11	60	0	0	1	81	3.7
Jay Bouwmeester	81	1	14	15	+6	28	0	0	0	106	0.9
Magnus Paajarvi	32	8	5	13	+9	6	1	0	3	51	15.7
Ryan Reaves	80	7	6	13	+4	104	0	0	1	58	12.1
Ivan Barbashev	30	5	7	12	+5	2	0	0	1	20	25.0
Dmitrij Jaskin	51	1	10	11	+5	18	0	0	0	55	1.8
Nail Yakupov	40	3	6	9	-3	14	0	0	0	35	8.6
Carl Gunnarsson	56	0	6	6	-5	4	0	0	0	32	0.0
Zach Sanford	13	2	3	5	+2	4	0	0	1	13	15.4
Brad Hunt	9	1	4	5	-2	2	1	0	0	12	8.3
Robert Bortuzzo	38	1	3	4	+11	15	0	0	0	45	2.2
Kenny Agostino	7	1	2	3	+0	2	0	0	0	17	5.9
Jordan Schmaltz	9	0	2	2	+0	4	0	0	0	5	0.0
Vladimir Sobotka	1	1	0	1	+0	0	0	0	0	2	50.0
Wade Megan	3	1	0	1	+1	0	0	0	0	6	16.7
Petteri Lindbohm	7	0	0	0	-4	4	0	0	0	10	0.0
Ty Rattie	4	0	0	0	+0	0	0	0	0	1	0.0
Chris Butler	1	0	0	0	+0	0	0	0	0	1	0.0

PLAYER	GP	W	L	OT	GA	SA	SV%	GAA	SO	MIN
Jake Allen	61	33	20	5	2.42	1620	.915	138	4	3,418
Carter Hutton	30	13	8	2	2.39	663	.913	58	4	1,459
Phoenix Copley	1	0	1	0	5.08	29	.828	5	0	59



ST. LOUIS BLUES

2015-2016 GAME-BY-GAME (49-24-9, 107 pts, 2nd Central Division)

#	DATE	VERSUS	SCORE	RECORD	#	DATE	VERSUS	SCORE	RECORD
1	10/8	Edmonton	3-1 W	1-0-0	68	3/9	Chicago	3-2 OTW	39-20-9
2	10/10	@ Minnesota	2-3 L	1-1-0	69	3/11	Anaheim	5-2 W	40-20-9
3	10/13	@ Calgary	4-3 W	2-1-0	70	3/12	@ Dallas	5-4 W	41-20-9
4	10/15	@ Edmonton	4-2 W	3-1-0	71	3/14	@ Calgary	4-7 L	41-21-9
5	10/16	@ Vancouver	4-3 W	4-1-0	72	3/16	@ Edmonton	4-6 L	41-22-9
6	10/18	@ Winnipeg	4-2 W	5-1-0	73	3/19	@ Vancouver	3-0 W	42-22-9
7	10/20	@ Montreal	0-3 L	5-2-0	74	3/22	@ San Jose	1-0 W	43-22-9
8	10/24	NY Islanders	2-3 OTL	5-2-1	75	3/25	Vancouver	4-0 W	44-22-9
9	10/27	Tampa Bay	2-0 W	6-2-1	76	3/26	@ Washington	4-0 W	45-22-9
10	10/29	Anaheim	2-1 W	7-2-1	77	3/29	Colorado	3-1 W	46-22-9
11	11/03	Minnesota	3-2 OTW	8-2-1	78	4/1	Boston	5-6 L	46-23-9
12	11/3	Los Angeles	0-3 L	8-3-1	79	4/3	@ Colorado	5-1 W	47-23-9
13	11/4	@ Chicago	6-5 OTW	9-3-1	80	4/4	Arizona	5-2 W	48-23-9
14	11/7	@ Nashville	4-0 W	10-3-1	81	4/7	@ Chicago	2-1 OTW	49-23-9
15	11/10	@ New Jersey	2-0 W	11-3-1	82	4/9	Washington	1-5 L	49-24-9
16	11/12	@ NY Rangers	3-6 L	11-4-1					
17	11/14	Chicago	2-4 L	11-5-1					
18	11/16	Winnipeg	3-2 W	12-5-1					
19	11/17	@ Columbus	1-3 L	12-6-1					
20	11/19	Buffalo	3-2 SOW	13-6-1					
21	11/21	Detroit	4-3 OTL	13-6-2					
22	11/23	@ Buffalo	2-1 W	14-6-2					
23	11/25	@ Pittsburgh	3-4 OTL	14-6-3					
24	11/28	Columbus	3-1 W	15-6-3					
25	12/1	Florida	1-3 L	15-7-3					
26	12/4	@ NY Islanders	1-2 SOL	15-7-4					
27	12/5	Toronto	1-4 L	15-8-4					
28	12/8	Arizona	4-1 W	16-8-4					
29	12/10	Philadelphia	2-4 L	16-9-4					
30	12/12	Dallas	3-0 W	17-9-4					
31	12/13	Colorado	1-3 L	17-10-4					
32	12/15	@ Winnipeg	4-3 W	18-10-4					
33	12/17	Nashville	2-1 W	19-10-4					
34	12/19	Calgary	3-2 W	20-10-4					
35	12/21	@ Philadelphia	3-4 L	20-11-4					
36	12/22	@ Boston	2-0 W	21-11-4					
37	12/26	Dallas	3-2 SOW	22-11-4					
38	12/27	@ Dallas	0-3 L	22-12-4					
39	12/29	Nashville	4-3 OTW	23-12-4					
40	12/31	Minnesota	1-3 L	23-13-4					
41	1/2	@ Toronto	1-4 L	23-14-4					
42	1/4	Ottawa	2-3 OTL	23-14-5					
43	1/6	@ Colorado	3-4 OTL	23-14-6					
44	1/8	@ Anaheim	3-4 SOL	23-14-7					
45	1/9	@ Los Angeles	2-1 SOW	24-14-7					
46	1/12	New Jersey	5-2 W	25-14-7					
47	1/14	Carolina	1-4 L	25-15-7					
48	1/16	Montreal	4-3 OTW	26-15-7					
49	1/18	Pittsburgh	5-2 W	27-15-7					
50	1/20	@ Detroit	2-1 W	28-15-7					
51	1/22	@ Colorado	1-2 SOL	28-15-8					
52	1/24	@ Chicago	0-2 L	28-16-8					
53	2/2	@ Nashville	1-0 W	29-16-8					
54	2/4	San Jose	1-3 L	29-17-8					
55	2/6	Minnesota	4-1 W	30-17-8					
56	2/9	Winnipeg	1-2 SOL	30-17-9					
57	2/12	@ Florida	5-3 W	31-17-9					
58	2/14	@ Tampa Bay	2-1 W	32-17-9					
59	2/16	Dallas	2-1 OTW	33-17-9					
60	2/18	Los Angeles	2-1 OTW	34-17-9					
61	2/20	@ Arizona	6-4 W	35-17-9					
62	2/22	San Jose	3-6 L	35-18-9					
63	2/25	NY Rangers	1-2 L	35-19-9					
64	2/27	@ Nashville	0-5 L	35-20-9					
65	2/28	@ Carolina	5-2 W	36-20-9					
66	3/1	@ Ottawa	4-3 SOW	37-20-9					
67	3/6	@ Minnesota	4-2 W	38-20-9					

PLAYER	GP	G	A	TP	+/-	PIM	PP	SH	GW	S	%
Vladimir Tarasenko	80	40	34	74	7	37	12	0	7	292	13.7
Alexander Steen	67	17	35	52	3	48	2	1	2	172	9.9
Paul Stastny	64	10	39	49	3	26	2	0	2	103	9.7
David Backes	79	21	24	45	4	83	8	0	3	168	12.5
Kevin Shattenkirk	72	14	30	44	-14	51	6	0	1	180	7.8
Troy Brouwer	82	18	21	39	2	62	7	0	4	142	12.7
Robby Fabbri	72	18	19	37	-2	25	2	0	3	114	15.8
Alex Pietrangelo	73	7	30	37	10	20	1	0	1	182	3.8
Jori Lehtera	79	9	25	34	12	38	1	0	3	83	10.8
Colton Parayko	79	9	24	33	28	29	3	0	3	165	5.5
Jaden Schwartz	33	8	14	22	8	8	1	0	1	63	12.7
Jay Bouwmeester	72	3	16	19	-4	18	1	0	0	105	2.9
Patrik Berglund	42	10	5	15	1	16	4	0	5	80	12.5
Scottie Upshall	70	6	8	14	5	44	0	0	1	113	5.3
Dmitriy Jaskin	65	4	9	13	3	26	0	0	1	92	4.3
Kyle Brodziak	76	7	4	11	-1	37	0	3	4	49	14.3
Carl Gunnarsson	72	3	6	9	7	31	1	0	0	51	5.9
Magnus Paajarvi	48	3	6	9	-9	8	0	0	1	88	3.4
Joel Edmundson	67	1	8	9	0	63	0	0	0	90	1.1
Scott Gomez (STL)	21	1	7	8	-4	4	0	0	1	10	10.0
(OTL)	13	0	1	1	-3	2	0	0	0	10	0.0
(TOTALS)	34	1	8	9	-7	6	0	0	1	20	5.0
Ty Rattie	13	4	2	6	1	4	0	0	0	16	25.0
Ryan Reaves	64	3	1	4	-6	68	0	0	0	31	9.7
Robert Bortuzzo	40	2	1	3	2	52	0	0	0	47	4.3
Steve Ott	21	0	2	2	-3	34	0	0	0	21	0.0
Martin Havlat	2	1	0	1	0	0	0	0	1	3	33.3
Jake Allen	47	0	0	0	0	0	0	0	0	0	0.0
Andre Benoit	2	0	0	0	1	0	0	0	0	0	0.0
Jordan Binnington	1	0	0	0	0	0	0	0	0	0	0.0
Chris Butler	5	0	0	0	-1	4	0	0	0	4	0.0
Jordan Caron	4	0	0	0	-3	0	0	0	0	1	0.0
Phoenix Copley	1	0	0	0	0	0	0	0	0	0	0.0
Brian Elliott	42	0	0	0	0	2	0	0	0	0	0.0
Petteri Lindbohm	10	0	0	0	-4	7	0	0	0	9	0.0
Anders Nilsson (STL)	3	0	0	0	0	0	0	0	0	0	0.0
(EDM)	26	0	1	1	0	4	0	0	0	0	0.0
(TOTALS)	29	0	1	1	0	4	0	0	0	0	0.0
Jeremy Welsh	2	0	0	0	0	2	0	0	0	0	0.0

PLAYER	GP	W	L	T/O	GA	SA	SV%	GAA	SO	MIN
Jake Allen	47	26	15	3	1011	260	.920	2.35	6	2,583
Brian Elliott	41	23	8	6	78	1,113	.930	2.07	4	2,261
Anders Nilsson	3	0	1	0	4	44	.909	2.76	0	87
Phoenix Copley	1	0	0	0	1	6	.833	2.50	0	24
Jordan Binnington	1	0	0	0	1	4	.750	4.62	0	13

ALL-TIME TEAM & INDIVIDUAL RECORDS & STATS

2014-2015 GAME-BY-GAME (51-24-7, 109 pts, 1st Central Division)

#	DATE	VERSUS	SCORE	RECORD	#	DATE	VERSUS	SCORE	RECORD
1	10/9	NY Rangers	2-3	L 0-1-0	68	3/14	Minnesota	1-3	L 43-20-5
2	10/11	Calgary	4-1	W 1-1-0	69	3/15	@ Dallas	3-0	W 44-20-5
3	10/16	@ Los Angeles	0-1	SOL 1-1-1	70	3/17	@ Calgary	4-0	W 45-20-5
4	10/18	@ Arizona	6-1	W 2-1-1	71	3/19	@ Winnipeg	1-2	SOL 45-20-6
5	10/19	@ Anaheim	0-3	L 2-2-1	72	3/21	@ Minnesota	3-6	L 45-21-6
6	10/23	Vancouver	1-4	L 2-3-1	73	3/22	@ Detroit	1-2	OTL 45-21-7
7	10/25	Chicago	3-2	W 3-3-1	74	3/24	@ Pittsburgh	3-2	OTW 46-21-7
8	10/28	@ Dallas	4-3	OTW 4-3-1	75	3/28	Columbus	2-4	L 46-22-7
9	10/30	Anaheim	2-0	W 5-3-1	76	3/30	Vancouver	1-4	L 46-23-7
10	11/1	Colorado	3-2	SOW 6-3-1	77	4/2	Calgary	4-1	W 47-23-7
11	11/3	@ NY Rangers	4-3	SOW 7-3-1	78	4/3	@ Dallas	7-5	W 48-23-7
12	11/4	@ New Jersey	1-0	W 8-3-1	79	4/5	@ Chicago	2-1	W 49-23-7
13	11/6	New Jersey	4-3	W 9-3-1	80	4/7	Winnipeg	0-1	L 49-24-7
14	11/8	Nashville	1-2	L 9-4-1	81	4/9	Chicago	2-1	W 50-24-7
15	11/11	Buffalo	6-1	W 10-4-1	82	4/11	Minnesota	4-2	W 51-24-7
16	11/13	Nashville	4-3	W 11-4-1					
17	11/15	Washington	4-1	W 12-4-1					
18	11/18	@ Boston	0-2	L 12-5-1					
19	11/20	@ Montreal	1-4	L 12-6-1					
20	11/22	@ Ottawa	3-2	W 13-6-1					
21	11/23	@ Winnipeg	4-2	W 14-6-1					
22	11/25	Ottawa	2-3	SOL 14-6-2					
23	11/28	Edmonton	4-3	OTW 15-6-2					
24	11/29	@ Minnesota	3-2	SOW 16-6-2					
25	12/3	@ Chicago	1-4	L 16-7-2					
26	12/4	@ Nashville	3-4	L 16-8-2					
27	12/6	@ NY Islanders	6-4	W 17-8-2					
28	12/8	Florida	4-2	W 18-8-2					
29	12/11	NY Islanders	6-3	W 19-8-2					
30	12/13	@ Colorado	3-2	OTW 20-8-2					
31	12/16	Los Angeles	5-2	W 21-8-2					
32	12/18	@ Los Angeles	4-6	L 21-9-2					
33	12/20	@ San Jose	2-3	OTL 21-9-3					
34	12/23	@ Colorado	0-5	L 21-10-3					
35	12/27	Dallas	3-4	L 21-11-3					
36	12/29	Colorado	3-0	W 22-11-3					
37	12/30	@ Nashville	2-3	L 22-12-3					
38	1/2	@ Anaheim	3-4	L 22-13-3					
39	1/3	@ San Jose	7-2	W 23-13-3					
40	1/6	@ Arizona	6-0	W 24-13-3					
41	1/8	San Jose	7-2	W 25-13-3					
42	1/10	Carolina	5-4	SOW 26-13-3					
43	1/13	Edmonton	4-2	W 27-13-3					
44	1/15	Detroit	2-3	OTL 27-13-4					
45	1/17	Toronto	3-0	W 28-13-4					
46	1/19	Colorado	3-1	W 29-13-4					
47	1/29	Nashville	5-4	SOW 30-13-4					
48	1/30	@ Carolina	3-2	SOW 31-13-4					
49	2/1	@ Washington	4-3	W 32-13-4					
50	2/3	Tampa Bay	2-1	OTW 33-13-4					
51	2/5	@ Buffalo	3-0	W 34-13-4					
52	2/6	@ Columbus	1-7	L 34-14-4					
53	2/8	Chicago	2-4	L 34-15-4					
54	2/10	Arizona	2-1	W 35-15-4					
55	2/12	@ Tampa Bay	6-3	W 36-15-4					
56	2/15	@ Florida	2-1	SOW 37-15-4					
57	2/17	Dallas	1-4	L 37-16-4					
58	2/20	Boston	5-1	W 38-16-4					
59	2/21	Pittsburgh	2-4	L 38-17-4					
60	2/24	Montreal	2-5	L 38-18-4					
61	2/26	@ Winnipeg	2-1	W 39-18-4					
62	2/28	@ Edmonton	2-1	W 40-18-4					
63	3/1	@ Vancouver	5-6	SOL 40-18-5					
64	3/5	@ Philadelphia	1-3	L 40-19-5					
65	3/7	@ Toronto	6-1	W 41-19-5					
66	3/10	Winnipeg	5-4	W 42-19-5					
67	3/12	Philadelphia	1-0	SOW 43-19-5					

PLAYER	GP	G	A	TP	+/-	PIM	PP	SH	GW	S	%
Vladimir Tarasenko	77	37	36	73	27	31	8	0	6	264	14.0
Alexander Steen	74	24	40	64	8	33	8	0	5	223	10.8
Jaden Schwartz	75	28	35	63	13	16	8	0	4	184	15.2
David Backes	80	26	32	58	7	104	10	0	3	183	14.2
T.J. Oshie	72	19	36	55	17	51	3	0	4	162	11.7
Paul Stastny	74	16	30	46	5	40	7	0	7	143	11.2
Alex Pietrangolo	81	7	39	46	-2	28	1	0	2	195	3.6
Jori Lehtera	75	14	30	44	21	48	2	1	2	103	13.6
Kevin Shattenkirk	56	8	36	44	19	52	4	0	1	135	5.9
Patrik Berglund	77	12	15	27	-2	26	0	0	0	145	8.3
Dmitrij Jaskin	54	13	5	18	7	16	3	0	4	108	12.0
Barret Jackman	80	2	13	15	3	47	0	0	1	86	2.3
Jay Bouwmeester	72	2	11	13	7	24	0	0	0	92	2.2
Ryan Reaves	81	6	6	12	-3	116	0	0	1	55	10.9
Steve Ott	78	3	9	12	-8	86	0	0	0	49	6.1
Carl Gunnarsson	61	2	10	12	10	2	0	0	0	54	3.7
Ian Cole	(STL) 54	4	5	9	16	44	0	0	0	52	7.7
	(PIT) 20	1	7	8	-2	7	0	0	0	31	3.2
	(TOTALS) 74	5	12	17	14	51	0	0	0	83	6.0
Chris Butler	33	3	6	9	8	23	0	1	0	54	5.6
Maxim Lapierre	(STL) 45	2	7	9	-2	16	0	0	0	43	4.7
	(PIT) 35	0	2	2	-13	16	0	0	0	43	0.0
	(TOTALS) 80	2	9	11	-15	32	0	0	0	86	2.3
Joakim Lindstrom	(STL) 34	3	3	6	-8	8	2	0	0	41	7.3
	(TOR) 19	1	3	4	-7	4	0	0	0	20	5.0
	(TOTALS) 53	4	6	10	-15	12	2	0	0	61	6.6
Zbynek Michalek	(STL) 15	2	4	3	6	0	0	0	0	19	10.5
	(ARZ) 53	2	6	8	-6	12	0	0	0	67	3.0
	(TOTALS) 68	4	8	12	-3	18	0	0	0	86	4.7
Petteri Lindbohm	23	2	1	3	-1	26	0	0	0	32	6.3
Marcel Goc	(STL) 31	1	2	3	-1	4	0	0	0	34	2.9
	(PIT) 43	2	4	6	-2	4	0	0	0	43	4.7
	(TOTALS) 74	3	6	9	-3	8	0	0	0	77	3.9
Olli Jokinen	(STL) 8	1	2	3	3	0	0	0	1	17	5.9
	(TOR) 6	0	1	1	1	2	0	0	0	10	0.0
	(NSH) 48	3	3	6	2	26	0	0	0	83	3.6
	(TOTALS) 62	4	6	10	6	28	0	0	1	110	3.6
Robert Bortuzzo	(STL) 13	1	1	2	-3	25	0	0	0	19	5.3
	(PIT) 38	2	4	6	-6	68	0	0	0	37	5.4
	(TOTALS) 51	3	5	8	-9	93	0	0	0	56	5.4
Chris Porter	24	1	1	2	-3	6	0	0	1	24	4.2
Ty Rattie	11	0	2	2	0	2	0	0	0	8	0.0
Magnus Paajarvi	10	0	1	1	-2	6	0	0	0	9	0.0
Colin Fraser	1	0	0	0	-1	0	0	0	0	1	0.0
Jordan Leopold	(STL) 7	0	0	0	0	2	0	0	0	1	0.0
	(CBJ) 18	1	2	3	-7	9	1	0	0	21	4.8
	(MIN) 18	0	1	1	1	8	0	0	0	17	0.0

PLAYER	GP	W	L	T/O	GA	SA	SV%	GAA	SO	MIN
Brian Elliott	46	26	14	3	96	1150	0.917	2.26	5	2546
Jake Allen	37	22	7	4	79	909	0.913	2.28	4	2077
Martin Brodeur	7	3	3	0	17	169	0.899	2.87	1	356



ST. LOUIS BLUES

2013-2014 GAME-BY-GAME (52-23-7, 111 pts, 2nd Central Division)

#	DATE	VERSUS	SCORE	RECORD	#	DATE	VERSUS	SCORE	RECORD
1	10/3	Nashville	4-2	W 1-0-0	68	3/17	Winnipeg	3-1	W 47-14-7
2	10/5	Florida	7-0	W 2-0-0	69	3/19	@ Chicago	0-4	L 47-15-7
3	10/9	Chicago	3-2	W 3-0-0	70	3/22	@ Philadelphia	1-4	L 47-16-7
4	10/12	N.Y. Rangers	5-3	W 4-0-0	71	3/23	@ Pittsburgh	1-0	W 48-16-7
5	10/15	San Jose	2-6	L 4-1-0	72	3/25	@ Toronto	5-3	W 49-16-7
6	10/17	@ Chicago	3-2	SOW 5-1-0	73	3/27	Minnesota	5-1	W 50-16-7
7	10/18	@ Winnipeg	3-4	SOL 5-1-1	74	3/29	Dallas	2-4	L 50-17-7
8	10/25	Vancouver	2-3	OTL 5-1-2	75	4/1	Philadelphia	1-0	SOW 51-17-7
9	10/26	@ Nashville	6-1	W 6-1-2	76	4/3	Buffalo	2-1	W 52-17-7
10	10/29	Winnipeg	3-2	W 7-1-2	77	4/5	Colorado	0-4	L 52-18-7
11	11/1	@ Florida	4-0	W 8-1-2	78	4/6	@ Chicago	2-4	L 52-19-7
12	11/2	@ Tampa Bay	2-4	L 8-2-2	79	4/8	Washington	1-4	L 52-20-7
13	11/5	@ Montreal	3-2	SOW 9-2-2	80	4/10	@ Minnesota	2-4	L 52-21-7
14	11/7	Calgary	3-2	W 10-2-2	81	4/11	@ Dallas	0-3	L 52-22-7
15	11/9	Pittsburgh	2-1	W 11-2-2	82	4/13	Detroit	0-3	L 52-23-7
16	11/12	Phoenix	2-3	OTL 11-2-3					
17	11/14	Colorado	7-3	W 12-2-3					
18	11/16	Carolina	4-2	W 13-2-3					
19	11/17	@ Washington	1-4	L 13-3-3					
20	11/19	@ Buffalo	4-1	W 14-3-3					
21	11/21	@ Boston	3-2	SOW 15-3-3					
22	11/23	Dallas	6-1	W 16-3-3					
23	11/25	Minnesota	3-0	W 17-3-3					
24	11/27	@ Colorado	4-1	W 18-3-3					
25	11/29	@ San Jose	3-6	L 18-4-3					
26	12/2	@ Los Angeles	2-3	L 18-5-3					
27	12/5	N.Y. Islanders	5-1	W 19-5-3					
28	12/7	Anaheim	2-5	L 19-6-3					
29	12/10	@ Winnipeg	2-1	W 20-6-3					
30	12/12	Toronto	6-3	W 21-6-3					
31	12/14	@ Columbus	4-3	OTW 22-6-3					
32	12/16	@ Ottawa	2-3	OTL 22-6-4					
33	12/17	San Jose	2-4	L 22-7-4					
34	12/19	Montreal	5-1	W 23-7-4					
35	12/21	@ Edmonton	6-0	W 24-7-4					
36	12/23	@ Calgary	3-4	SOL 24-7-5					
37	12/28	Chicago	6-5	SOW 25-7-5					
38	12/29	@ Dallas	3-2	OTW 26-7-5					
39	12/31	@ Minnesota	2-1	W 27-7-5					
40	1/2	Los Angeles	5-0	W 28-7-5					
41	1/4	Columbus	6-2	W 29-7-5					
42	1/7	@ Edmonton	5-2	W 30-7-5					
43	1/9	@ Calgary	5-0	W 31-7-5					
44	1/10	@ Vancouver	1-2	L 31-8-5					
45	1/14	Phoenix	2-1	W 32-8-5					
46	1/16	Los Angeles	1-4	L 32-9-5					
47	1/18	Anaheim	2-3	L 32-10-5					
48	1/20	@ Detroit	4-1	W 33-10-5					
49	1/21	@ New Jersey	1-7	L 33-11-5					
50	1/23	@ N.Y. Rangers	2-1	W 34-11-5					
51	1/25	@ N.Y. Islanders	4-3	SOW 35-11-5					
52	1/28	New Jersey	3-0	W 36-11-5					
53	1/31	@ Carolina	1-3	L 36-12-5					
54	2/1	Nashville	4-3	SOW 37-12-5					
55	2/4	Ottawa	4-5	SOL 37-12-6					
56	2/6	Boston	3-2	OTW 38-12-6					
57	2/8	Winnipeg	4-3	SOW 39-12-6					
58	2/26	@ Vancouver	0-1	L 39-13-6					
59	2/28	@ Anaheim	0-1	L 39-14-6					
60	3/2	@ Phoenix	4-2	W 40-14-6					
61	3/4	Tampa Bay	4-2	W 41-14-6					
62	3/6	@ Nashville	2-1	W 42-14-6					
63	3/8	@ Colorado	2-1	W 43-14-6					
64	3/9	@ Minnesota	3-2	SOW 44-14-6					
65	3/11	Dallas	2-3	SOL 44-14-7					
66	3/13	Edmonton	6-2	W 45-14-7					
67	3/15	@ Nashville	4-1	W 46-14-7					

PLAYER	GP	G	A	TP +/-	PIM	PP	SH	GW	S	S%	
Alexander Steen	68	33	29	62	17	46	7	1	9	211	15.6
T.J. Oshie	79	21	39	60	19	42	5	2	5	152	13.8
David Backes	74	27	30	57	14	119	10	0	5	165	16.4
Jaden Schwartz	80	25	31	56	28	27	5	3	1	188	13.3
Alex Pietrangolo	81	8	43	51	20	32	2	0	1	164	4.9
Kevin Shattenkirk	81	10	35	45	1	38	7	0	5	188	5.3
Vladimir Tarasenko	64	21	42	43	20	16	5	0	3	136	15.4
Derek Roy	75	9	28	37	-1	30	4	0	2	114	7.9
Jay Bouwmeester	82	4	33	37	26	20	1	0	0	152	2.6
Vladimir Sobotka	61	9	24	33	14	72	1	0	1	102	8.8
Patrik Berglund	78	14	18	32	10	38	2	0	2	144	9.7
Chris Stewart (STL)	58	15	11	26	2	112	3	0	3	107	14.0
(BUF)	5	0	0	-2	6	0	0	0	0	3	0.0
(TOTALS)	63	15	11	26	0	118	3	0	3	110	13.6
Brenden Morrow	71	13	12	25	1	76	4	0	3	56	23.2
Maxim Lapierre	71	9	6	15	-3	78	0	0	1	78	11.5
Barret Jackman	79	3	12	15	11	97	0	0	1	83	3.6
Roman Polak	72	4	9	13	3	71	0	0	0	83	4.8
Magnus Paajarvi	55	6	6	12	-6	6	0	0	1	60	10.0
Ian Cole	46	3	8	11	15	31	0	0	0	45	6.7
Ryan Reaves	63	2	6	8	-1	126	0	0	0	25	8.0
Jordan Leopold	27	1	5	6	1	6	0	0	0	40	2.5
Carlo Colaiacovo	25	1	3	4	-4	18	0	0	0	18	5.6
Steve Ott (BUF)	59	9	11	20	-26	55	6	0	1	99	9.1
(STL)	23	0	3	-12	37	0	0	0	0	28	0.0
(TOTALS)	82	9	14	23	-38	92	6	0	1	127	7.1
Dmitrij Jaskin	18	1	1	2	-3	8	0	0	0	18	5.6
Adam Cracknell	19	0	2	2	0	0	0	0	0	16	0.0
Brian Elliott	31	0	2	2	0	0	0	0	0	0	0.0
Jaroslav Halak (STL)	40	0	1	1	0	0	0	0	0	0	0.0
(WSH)	12	0	0	0	0	0	0	0	0	0	0.0
(TOTALS)	82	0	1	1	0	0	0	0	0	0	0.0
Chris Porter	22	0	1	1	-3	0	0	0	0	24	0.0
Keith Aucoin	2	0	0	0	-3	0	0	0	0	1	0.0
Ryan Miller (BUF)	40	0	0	0	0	0	0	0	0	0	0.0
(STL)	19	0	0	0	0	0	0	0	0	0	0.0
(TOTALS)	59	0	0	0	0	0	0	0	0	0	0.0
Ty Rattie	2	0	0	0	-2	0	0	0	0	4	0.0

PLAYER	GP	W	L	T/O	GA	SA	SV%	GAA	SO	MIN
Jaroslav Halak	40	24	9	4	83	1002	0.917	2.23	4	2238
(STL)	12	5	4	3	27	383	0.930	2.31	1	701
(WSH)	52	29	13	7	110	1385	0.921	2.25	5	2939
(TOTALS)	31	18	6	2	53	681	0.922	1.96	4	1624
Brian Elliott	31	18	6	2	53	681	0.922	1.96	4	1624
Ryan Miller	40	15	22	3	108	1411	0.923	2.72	0	2384
(BUF)	19	10	8	1	46	474	0.903	2.47	1	1117
(TOTALS)	59	25	30	4	154	1885	0.918	2.64	1	3501

ALL-TIME TEAM & INDIVIDUAL RECORDS & STATS

2012-2013 GAME-BY-GAME (29-17-2, 60 pts, 2nd Central Division)

#	DATE	VERSUS	SCORE	RECORD	PLAYER	GP	G	A	TP	+/-	PIM	PP	SH	GW	S	%	
1	1/19	Detroit	6-0	W	1-0-0	Chris Stewart	48	18	18	36	0	40	6	0	3	97	18.6
2	1/21	@ Nashville	4-3	SOW	2-0-0	David Backes	48	6	22	28	5	62	1	0	1	100	6.0
3	1/22	@ Chicago	2-3	L	2-1-0	Alexander Steen	40	8	19	27	5	14	3	0	3	129	6.2
4	1/24	Nashville	3-0	W	3-1-0	Patrik Berglund	48	17	8	25	-2	12	5	2	3	74	23.0
5	1/26	@ Dallas	4-3	W	4-1-0	David Perron	48	10	15	25	0	44	2	0	2	84	11.9
6	1/27	Minnesota	5-4	OTW	5-1-0	Alex Pietrangelo	47	5	19	24	0	10	2	0	0	93	5.4
7	1/31	@ Columbus	4-1	W	6-1-0	Kevin Shattenkirk	48	5	18	23	2	20	2	0	0	84	6.0
8	2/1	@ Detroit	3-5	L	6-2-0	Andy McDonald	37	7	14	21	-2	16	1	0	2	86	8.1
9	2/5	Nashville	1-6	L	6-3-0	T.J. Oshie	30	7	13	20	-5	15	2	1	1	65	10.8
10	2/7	Detroit	1-5	L	6-4-0	Vladimir Tarasenko	38	8	11	19	1	10	3	0	1	75	10.7
11	2/9	Anaheim	5-6	SOL	6-4-1	Vladimir Sobotka	48	8	11	19	-4	35	1	0	2	69	11.6
12	2/11	Los Angeles	1-4	L	6-5-1	Jaden Schwartz	45	7	6	13	-4	4	0	0	1	50	14.0
13	2/13	@ Detroit	4-3	OTW	7-5-1	Barret Jackman	46	3	9	12	6	39	0	0	0	39	7.7
14	2/15	@ Calgary	5-2	W	8-5-1	Chris Porter	29	2	6	8	5	0	0	0	2	46	4.3
15	2/17	@ Vancouver	4-3	SOW	9-5-1	Jay Bouwmeester (CGY)	33	6	9	15	-11	16	1	0	0	55	10.9
16	2/19	San Jose	1-2	L	9-6-1	(STL)	14	1	6	7	5	6	0	0	0	24	4.2
17	2/20	@ Colorado	0-1	OTL	9-6-2	(TOTALS)	47	7	15	22	-6	22	1	0	1	79	8.9
18	2/23	Columbus	2-1	W	10-6-2	Kris Russell	33	1	6	7	6	9	0	0	0	41	2.4
19	2/28	Chicago	0-3	L	10-7-2	Ryan Reaves	43	4	2	6	3	79	0	0	1	24	16.7
20	3/1	Edmonton	4-2	W	11-7-2	Adam Cracknell	20	2	4	6	3	4	0	0	0	21	9.5
21	3/3	@ Dallas	1-4	L	11-8-2	Roman Polak	48	1	5	6	-2	48	0	0	1	39	2.6
22	3/5	@ Los Angeles	4-6	L	11-9-2	Wade Redden (STL)	23	2	3	5	-2	11	0	0	0	23	8.7
23	3/7	@ Phoenix	6-3	W	12-9-2	(BOS)	6	1	1	2	0	0	0	0	0	5	20.0
24	3/9	@ San Jose	4-3	OTW	13-9-2	(TOTALS)	29	3	4	7	-2	11	0	0	0	28	10.7
25	3/10	@ Anaheim	2-4	L	13-10-2	Matt D'Agostini (STL)	16	1	1	2	-4	2	0	0	0	19	5.3
26	3/12	San Jose	4-2	W	14-10-2	(NJD)	13	2	2	4	-1	6	0	0	0	14	14.3
27	3/14	Phoenix	3-0	W	15-10-2	(TOTALS)	29	3	3	6	-5	8	0	0	0	33	9.1
28	3/16	Anaheim	2-1	OTW	16-10-2	Jordan Leopold (BUF)	24	2	6	8	-6	14	0	0	0	38	5.3
29	3/19	@ Vancouver	2-3	L	16-11-2	(STL)	15	0	2	2	-2	0	0	0	0	22	0.0
30	3/23	@ Edmonton	3-0	W	17-11-2	(TOTALS)	39	2	8	10	-8	14	0	0	0	60	3.3
31	3/24	@ Calgary	2-3	L	17-12-2	Scott Nichol	30	1	0	1	-2	25	0	0	1	13	7.7
32	3/26	Edmonton	0-3	L	17-13-2	Ian Cole	15	0	1	1	-4	10	0	0	0	10	0.0
33	3/28	Los Angeles	2-4	L	17-14-2	Jamie Langenbrunner	4	0	1	1	1	0	0	0	0	5	0.0
34	4/1	@ Minnesota	4-1	W	18-14-2	Andrew Murray	1	0	0	0	0	0	0	0	0	2	0.0
35	4/4	@ Chicago	4-3	SOW	19-14-2	Dmitrij Jaskin	2	0	0	0	-1	0	0	0	0	2	0.0
36	4/5	Columbus	3-1	W	20-14-2												
37	4/7	@ Detroit	1-0	W	21-14-2												
38	4/9	@ Nashville	1-0	W	22-14-2												
39	4/11	@ Minnesota	2-0	W	23-14-2												
40	4/12	@ Columbus	1-4	L	23-15-2												
41	4/14	Chicago	0-2	L	23-16-2												
42	4/16	Vancouver	2-1	SOW	24-16-2												
43	4/18	Phoenix	2-1	SOW	25-16-2												
44	4/19	Dallas	2-1	W	26-16-2												
45	4/21	@ Colorado	3-5	L	26-17-2												
46	4/23	Colorado	3-1	W	27-17-2												
47	4/25	Calgary	4-1	W	28-17-2												
48	4/27	Chicago	3-1	W	29-17-2												

PLAYER	GP	W	L	T/O	GA	SA	SV%	GAA	SO	MIN
Brian Elliott	24	14	8	1	49	526	0.907	2.28	3	1,292
Jake Allen	15	9	4	0	33	346	0.905	2.46	1	804
Jaroslav Halak	16	6	5	1	29	286	0.899	2.14	3	813



ST. LOUIS BLUES

2011-2012 GAME-BY-GAME (49-22-11, 109 pts, 1st Central Division)

#	DATE	VERSUS	SCORE	RECORD	#	DATE	VERSUS	SCORE	RECORD
1	10/8	Nashville	2-4	L 0-1-0	69	3/10	Columbus	4-1	W 44-18-7
2	10/10	Calgary	5-2	W 1-1-0	70	3/11	@ Columbus	2-1	W 45-18-7
3	10/13	@ Dallas	2-3	L 1-2-0	71	3/13	@ Chicago	3-4	SOL 45-18-8
4	10/15	@ San Jose	4-2	W 2-2-0	72	3/15	@ Carolina	0-2	L 45-19-8
5	10/16	@ Anaheim	2-4	L 2-3-0	73	3/17	@ Tampa Bay	3-1	W 46-19-8
6	10/18	@ Los Angeles	0-5	L 2-4-0	74	3/21	@ Anaheim	3-4	L 46-20-8
7	10/21	Carolina	3-2	OTW 3-4-0	75	3/22	@ Los Angeles	0-1	SOL 46-20-9
8	10/22	@ Philadelphia	4-2	W 4-4-0	76	3/25	@ Phoenix	4-0	W 47-20-9
9	10/26	@ Vancouver	3-0	W 5-4-0	77	3/27	Nashville	3-0	W 48-20-9
10	10/28	@ Calgary	1-3	L 5-5-0	78	3/29	@ Chicago	3-4	SOL 48-20-10
11	10/30	@ Edmonton	2-4	L 5-6-0	79	3/31	Columbus	2-5	L 48-21-10
12	11/4	Vancouver	3-2	W 6-6-0	80	4/4	Detroit	2-3	SOL 48-21-11
13	11/5	@ Minnesota	1-2	L 6-7-0	81	4/6	Phoenix	1-4	L 48-22-11
14	11/8	Chicago	3-0	W 7-7-0	82	4/7	@ Dallas	3-2	W 49-22-11
15	11/10	Toronto	2-3	SOL 7-7-1					
16	11/12	Tampa Bay	3-0	W 8-7-1					
17	11/15	Detroit	2-1	W 9-7-1					
18	11/17	Florida	4-1	W 10-7-1					
19	11/19	@ Minnesota	2-3	SOL 10-7-2					
20	11/22	Los Angeles	2-3	L 10-8-2					
21	11/23	@ Pittsburgh	3-2	OTW 11-8-2					
22	11/25	Calgary	2-0	W 12-8-2					
23	11/27	@ Columbus	2-1	W 13-8-2					
24	11/29	@ Washington	2-1	W 14-8-2					
25	12/2	@ Colorado	2-3	SOL 14-8-3					
26	12/3	Chicago	2-5	L 14-9-3					
27	12/6	Detroit	3-2	W 15-9-3					
28	12/8	Anaheim	4-2	W 16-9-3					
29	12/10	San Jose	1-0	W 17-9-3					
30	12/15	N.Y. Rangers	4-1	W 18-9-3					
31	12/17	@ Nashville	1-2	SOL 18-9-4					
32	12/18	Columbus	6-4	W 19-9-4					
33	12/21	@ Colorado	2-3	L 19-10-4					
34	12/23	@ Phoenix	3-2	W 20-10-4					
35	12/26	Dallas	5-3	W 21-10-4					
36	12/27	@ Detroit	2-3	L 21-11-4					
37	12/30	Nashville	1-2	SOL 21-11-5					
38	12/31	@ Detroit	0-3	L 21-12-5					
39	1/3	Phoenix	4-1	W 22-12-5					
40	1/5	Edmonton	4-3	W 23-12-5					
41	1/7	Colorado	4-0	W 24-12-5					
42	1/10	@ Montreal	3-0	W 25-12-5					
43	1/12	Vancouver	2-3	OTL 25-12-6					
44	1/14	Minnesota	3-2	SOW 26-12-6					
45	1/16	Dallas	1-0	W 27-12-6					
46	1/19	Edmonton	1-0	W 28-12-6					
47	1/21	Buffalo	4-2	W 29-12-6					
48	1/23	@ Detroit	1-3	L 29-13-6					
49	1/24	Pittsburgh	2-3	SOL 29-13-7					
50	2/3	Los Angeles	1-0	W 30-13-7					
51	2/4	@ Nashville	1-3	L 30-14-7					
52	2/7	@ Ottawa	3-1	W 31-14-7					
53	2/9	@ New Jersey	4-3	SOW 32-14-7					
54	2/11	Colorado	3-2	OTW 33-14-7					
55	2/12	San Jose	3-0	W 34-14-7					
56	2/14	@ Columbus	1-2	L 34-15-7					
57	2/16	N.Y. Islanders	5-1	W 35-15-7					
58	2/18	Minnesota	4-0	W 36-15-7					
59	2/19	@ Chicago	1-3	L 36-16-7					
60	2/22	Boston	2-4	L 36-17-7					
61	2/23	@ Nashville	3-2	SOW 37-17-7					
62	2/25	@ Winnipeg	3-2	SOW 38-17-7					
63	2/27	@ Calgary	3-1	W 39-17-7					
64	2/29	@ Edmonton	5-2	W 40-17-7					
65	3/1	@ Vancouver	0-2	L 40-18-7					
66	3/3	@ San Jose	3-1	W 41-18-7					
67	3/6	Chicago	5-1	W 42-18-7					
68	3/8	Anaheim	3-1	W 43-18-7					

PLAYER	GP	G	A	TP	+/-	PIM	PP	SH	GW	S	S%
David Backes	82	24	30	54	15	101	8	2	4	234	10.3
T.J. Oshie	80	19	35	54	15	50	3	1	3	188	10.1
Alex Pietrangolo	81	12	39	51	16	36	6	0	6	202	5.9
Kevin Shattenkirk	81	9	34	43	20	60	5	0	2	178	5.1
David Perron	57	21	21	42	19	28	5	1	4	114	18.4
Patrik Berglund	82	19	19	38	4	30	0	2	3	188	10.1
Jason Arnott	72	17	17	34	13	26	6	0	3	142	12.0
Chris Stewart	79	15	15	30	1	109	2	0	1	166	9.0
Alex Steen	43	15	13	28	24	28	3	0	3	134	11.2
Jamie Langenbrunner	70	6	18	24	7	32	0	0	3	127	4.7
Andy McDonald	75	10	12	22	4	2	3	0	2	64	15.6
Vladimir Sobotka	23	5	15	20	12	42	0	1	1	117	4.3
Carlo Colaiacovo	64	2	17	19	7	22	0	0	2	68	2.9
Matt D'Agostini	55	9	9	18	12	27	3	0	3	101	8.9
Barret Jackman	81	1	12	13	20	57	0	0	0	82	1.2
Roman Polak	77	0	11	11	6	57	0	0	0	88	0.0
Kris Russell (STL)	43	4	5	9	13	12	0	0	1	36	11.1
(CBJ)	12	2	1	3	-1	13	0	0	0	20	10.0
(TOTALS)	55	6	6	12	12	25	0	0	1	56	10.7
Scott Nichol	80	3	5	8	-5	83	0	0	0	67	4.5
Chris Porter	47	4	3	7	-1	11	0	0	1	61	6.6
Kent Huskins	25	2	5	7	9	10	0	0	0	16	12.5
Ian Cole	26	1	5	6	7	22	0	0	0	18	5.6
Ryan Reaves	60	3	1	4	0	124	0	0	1	32	9.4
Evgeny Grachev	26	1	3	4	-4	2	0	0	1	14	7.1
Jaden Schwartz	7	2	1	3	1	0	1	0	1	6	33.3
B.J. Crombeen	40	1	2	3	-2	71	0	0	0	50	2.0
Adam Cracknell	2	1	0	1	1	0	0	0	0	1	100
Cade Fairchild	5	0	1	1	-1	0	0	0	0	1	0.0
Nikita Nikitin (CBJ)	54	7	25	32	-5	14	3	0	3	93	7.5
(STL)	7	0	0	0	-5	4	0	0	0	10	0.0
(TOTALS)	61	7	25	32	-10	18	3	0	3	103	6.8
Taylor Chorney(EDM)	3	0	0	0	-1	0	0	0	0	1	0.0
(STL)	2	0	0	0	0	0	0	0	0	1	0.0
(TOTALS)	5	0	0	0	-1	0	0	0	0	2	0.0
Brian Elliott	38	0	0	0	0	0	0	0	0	0	0.0
Jaroslav Halak	46	0	0	0	0	0	0	0	0	1	0.0
Brett Sterling	4	0	0	0	-1	0	0	0	0	5	0.0

PLAYER	GP	W	L	T/O	GA	SA	SV%	GAA	SO	MIN
Jaroslav Halak	46	26	12	7	90	1,211	0.926	1.97	6	2,747
Brian Elliott	38	23	10	4	58	972	0.940	1.56	9	2,235

ALL-TIME TEAM & INDIVIDUAL RECORDS & STATS

2010-2011 GAME-BY-GAME (38-33-11, 87 pts, 4th Central Division)

#	DATE	VERSUS	SCORE	RECORD
1	10/9	Philadelphia	2-1 OTW	1-0-0
2	10/11	Anaheim	5-1 W	2-0-0
3	10/14	@ Nashville	3-4 L	2-1-0
4	10/16	@ Dallas	2-3 SOL	2-1-1
5	10/18	@ Chicago	2-3 OTL	2-1-2
6	10/22	Chicago	4-2 W	3-1-2
7	10/23	Pittsburgh	1-0 OTW	4-1-2
8	10/28	@ Nashville	3-0 W	5-1-2
9	10/30	Atlanta	4-3 SOW	6-1-2
10	11/4	San Jose	2-0 W	7-1-2
11	11/6	@ Boston	2-1 SOW	8-1-2
12	11/7	@ N.Y. Rangers	2-0 W	9-1-2
13	11/10	@ Columbus	1-8 L	9-2-2
14	11/11	Nashville	2-3 SOL	9-2-3
15	11/13	@ Phoenix	3-5 L	9-3-3
16	11/15	@ Colorado	3-6 L	9-4-3
17	11/17	@ Detroit	3-7 L	9-5-3
18	11/19	Ottawa	5-2 W	10-5-3
19	11/20	New Jersey	3-2 W	11-5-3
20	11/24	@ Nashville	2-1 SOW	12-5-3
21	11/26	@ Dallas	2-3 L	12-6-3
22	11/27	Dallas	1-2 L	12-7-3
23	11/30	@ Chicago	5-7 L	12-8-3
24	12/1	Washington	1-4 L	12-9-3
25	12/4	@ Edmonton	1-2 OTL	12-9-4
26	12/5	@ Vancouver	3-2 W	13-9-4
27	12/9	Columbus	4-1 W	14-9-4
28	12/11	Carolina	1-2 SOL	14-9-5
29	12/15	@ Detroit	2-5 L	14-10-5
30	12/16	Los Angeles	6-4 W	15-10-5
31	12/18	San Jose	1-4 L	15-11-5
32	12/20	Vancouver	1-3 L	15-12-5
33	12/21	@ Atlanta	4-2 W	16-12-5
34	12/23	Detroit	4-3 W	17-12-5
35	12/26	Nashville	2-0 W	18-12-5
36	12/28	Chicago	3-1 W	19-12-5
37	12/31	Phoenix	4-3 W	20-12-5
38	1/2	Dallas	2-4 L	20-13-5
39	1/6	@ Toronto	5-6 SOL	20-13-6
40	1/8	N.Y. Rangers	1-2 L	20-14-6
41	1/10	Phoenix	3-4 L	20-15-6
42	1/12	@ Anaheim	4-7 L	20-16-6
43	1/13	@ Los Angeles	3-1 W	21-16-6
44	1/15	@ San Jose	2-4 L	21-17-6
45	1/18	Los Angeles	2-1 W	22-17-6
46	1/20	Detroit	3-4 OTL	22-17-7
47	1/22	Columbus	2-5 L	22-18-7
48	1/24	@ Colorado	3-4 L	22-19-7
49	1/26	@ Calgary	1-4 L	22-20-7
50	2/4	Edmonton	5-3 W	23-20-7
51	2/6	@ Tampa Bay	3-4 OTL	23-20-8
52	2/8	@ Florida	2-1 W	24-20-8
53	2/11	Minnesota	4-5 SOL	24-20-9
54	2/12	@ Minnesota	1-3 L	24-21-9
55	2/14	Vancouver	3-2 W	25-21-9
56	2/18	@ Buffalo	3-0 W	26-21-9
57	2/19	Anaheim	9-3 W	27-21-9
58	2/21	Chicago	3-5 L	27-22-9
59	2/22	Colorado	3-4 L	27-23-9
60	2/24	@ Vancouver	2-3 L	27-24-9
61	2/25	@ Edmonton	5-0 W	28-24-9
62	2/27	@ Calgary	0-1 L	28-25-9
63	3/1	Calgary	0-6 L	28-26-9
64	3/3	@ Washington	2-3 L	28-27-9
65	3/5	@ N.Y. Islanders	2-5 L	28-28-9
66	3/7	Columbus	5-4 SOW	29-28-9
67	3/9	@ Columbus	4-3 OTW	30-28-9
68	3/10	Montreal	4-1 W	31-28-9
69	3/12	Detroit	3-5 L	31-29-9
70	3/16	@ Anaheim	1-2 L	31-30-9

#	DATE	VERSUS	SCORE	RECORD
71	3/17	@ Los Angeles	4-0 W	32-30-9
72	3/19	@ San Jose	3-5 L	32-31-9
73	3/22	@ Phoenix	1-2 L	32-32-9
74	3/24	Edmonton	4-0 W	33-32-9
75	3/26	@ Minnesota	6-3 W	34-32-9
76	3/29	Minnesota	2-3 SOL	34-32-10
77	3/30	@ Detroit	10-3 W	35-32-10
78	4/1	Calgary	2-3 L	35-33-10
79	4/3	@ Columbus	6-1 W	36-33-10
80	4/5	Colorado	3-1 W	37-33-10
81	4/6	@ Chicago	3-4 OTL	37-33-11
82	4/9	Nashville	2-0 W	38-33-11

PLAYER	GP	G	A	TP	+/-	PIM	PP	SH	GW	S	%
David Backes	82	31	31	62	32	93	5	0	2	211	14.7
Patrik Berglund	81	22	30	52	-3	26	8	0	1	175	12.6
Alex Steen	72	20	31	51	-3	26	1	2	5	218	9.2
Andy McDonald	58	20	30	50	18	26	5	1	3	180	11.1
Matt D'Agostini	82	21	25	46	8	40	6	0	5	163	12.9
Alex Pietrangolo	79	11	32	43	18	19	4	0	1	161	6.8
Brad Boyes (STL)	62	12	29	41	11	30	4	0	2	132	9.1
(BUF)	21	5	9	14	2	6	2	0	1	46	10.9
(TOTALS)	83	17	38	55	13	36	6	0	3	178	9.6
T.J. Oshie	49	12	22	34	10	15	3	1	3	103	11.7
Vladimir Sobotka	65	7	22	29	-4	69	1	1	0	75	9.3
Carlo Colaiacovo	65	6	20	26	-4	23	1	0	1	81	7.4
Chris Stewart (COL)	36	13	17	30	-10	38	5	0	3	95	13.7
(STL)	26	15	8	23	4	15	7	0	2	67	22.4
(TOTALS)	62	28	25	53	-6	53	12	0	5	162	17.3
Erik Johnson (STL)	55	5	14	19	-8	37	1	1	2	108	4.6
(COL)	22	3	7	10	-5	19	2	0	0	53	5.7
(TOTALS)	77	8	21	29	-13	56	3	1	2	161	5.0
Kevin Shattenkirk (COL)	46	7	19	26	-11	20	2	0	1	67	10.4
(STL)	26	2	15	17	7	16	1	0	1	41	4.9
(TOTALS)	72	9	34	43	-4	36	3	0	2	108	8.3
Jay McClement (STL)	56	6	10	16	-13	18	1	0	1	89	6.7
(COL)	24	1	3	4	-8	12	0	0	0	38	2.6
(TOTALS)	80	7	13	20	-21	30	1	0	1	127	5.5
Brad Winchester (STL)	57	9	5	14	-9	86	3	0	1	67	13.4
(ANA)	19	1	1	2	-9	28	0	0	0	23	4.3
(TOTALS)	76	10	6	16	-18	114	3	0	1	90	11.1
Eric Brewer (STL)	54	8	6	14	1	57	0	0	1	86	9.3
(TBL)	22	1	2	5	24	0	0	0	0	24	4.2
(TOTALS)	76	9	7	16	6	81	0	0	1	110	8.2
B.J. Crombeen	80	7	7	14	-18	154	0	1	0	113	6.2
Barret Jackman	60	0	13	13	-3	57	0	0	0	65	0.0
Roman Polak	55	3	9	12	-4	33	0	0	1	54	5.6
Nikita Nikitin	41	1	8	9	1	10	0	0	0	46	2.2
David Perron	10	5	2	7	7	12	0	0	0	29	17.2
Adam Cracknell	24	3	4	7	1	8	0	0	0	26	11.5
Chris Porter	45	3	4	7	-4	16	0	0	1	55	5.5
Ryan Reaves	28	2	2	4	-1	78	0	0	1	16	12.5
Ian Cole	26	1	3	4	6	35	0	0	0	22	4.5
Cam Janssen	54	1	3	4	-6	131	0	0	0	16	6.3
T.J. Hensick	13	1	2	3	-5	2	0	0	0	12	8.3
Philip McRae	15	1	2	3	-10	2	0	0	0	13	7.7
Nathan Ostryck	9	1	2	3	1	9	1	0	0	11	9.1
Dave Scatchard	8	0	1	1	1	6	0	0	0	6	0.0
Tyson Strachan	29	0	1	1	-10	39	0	0	0	28	0.0
Ben Bishop	7	0	0	0	0	0	0	0	0	0	0.0
Ty Conklin	25	0	0	0	0	4	0	0	0	0	0.0
Stefan Della Rovere	7	0	0	0	0	11	0	0	0	4	0.0
Nick Drazenovic	3	0	0	0	-3	0	0	0	0	2	0.0
Jaroslav Halak	57	0	0	0	0	6	0	0	0	0	0.0

PLAYER	GP	W	L	T/O	GA	SA	SV%	GAA	SO	MIN
Jaroslav Halak	57	27	21	7	136	1,518	0.910	2.48	7	3,294
Ty Conklin	25	8	8	4	69	582	0.881	3.22	2	1,285
Ben Bishop	7	3	4	0	17	168	0.899	2.76	1	369



ST. LOUIS BLUES

2009-2010 GAME-BY-GAME (40-32-10, 90 pts, 4th Central Division)

#	DATE	VERSUS	SCORE	RECORD	#	DATE	VERSUS	SCORE	RECORD
1	10/2**	@ Detroit	4-3	W	1-0-0				
2	10/3**	Detroit	5-3	W	2-0-0				
3	10/8	Atlanta	4-2	L	2-1-0				
4	10/10	Los Angeles	2-1	L	2-2-0				
5	10/15	@ Phoenix	3-2	OTL	2-2-1				
6	10/17	@ Anaheim	5-0	W	3-2-1				
7	10/20	@ Pittsburgh	5-1	L	3-3-1				
8	10/23	Minnesota	3-1	W	4-3-1				
9	10/24	Dallas	4-1	L	4-4-1				
10	10/28	@ Carolina	5-2	W	5-4-1				
11	10/29	Phoenix	2-0	L	5-5-1				
12	10/31	Florida	4-0	L	5-6-1				
13	11/5	Calgary	2-1	OTL	5-6-2				
14	11/7	@ Philadelphia	2-1	SOL	5-6-3				
15	11/8	@ Atlanta	3-2	SOL	5-6-4				
16	11/10	Vancouver	6-1	W	6-6-4				
17	11/12	Nashville	3-1	L	6-7-4				
18	11/14	San Jose	3-1	L	6-8-4				
19	11/19	Phoenix	3-2	OTW	7-8-4				
20	11/21	N.Y. Islanders	4-1	W	8-8-4				
21	11/23	Boston	4-2	L	8-9-4				
22	11/25	@ Dallas	4-3	SOW	9-9-4				
23	11/27	@ Nashville	3-1	W	10-9-4				
24	11/28	Detroit	4-3	SOL	10-9-5				
25	11/30	@ Columbus	5-2	L	10-10-5				
26	12/3	@ San Jose	3-2	SOW	11-10-5				
27	12/5	@ Los Angeles	5-4	SOW	12-10-5				
28	12/7	Colorado	4-0	L	12-11-5				
29	12/9	@ Detroit	1-0	W	13-11-5				
30	12/11	Edmonton	5-3	L	13-12-5				
31	12/15	Calgary	4-3	W	14-12-5				
32	12/16	@ Chicago	3-0	L	14-13-5				
33	12/18	Tampa Bay	6-3	L	14-14-5				
34	12/20	@ Vancouver	3-1	W	15-14-5				
35	12/21	@ Edmonton	7-2	W	16-14-5				
36	12/23	@ Calgary	2-1	SOW	17-14-5				
37	12/26	@ Minnesota	4-3	L	17-15-5				
38	12/27	Buffalo	5-3	L	17-16-5				
39	12/29	Nashville	4-3	L	17-17-5				
40	12/31	Vancouver	4-3	OTL	17-17-6				
41	1/2	Chicago	6-3	L	17-18-6				
42	1/6	@ San Jose	2-1	OTL	17-18-7				
43	1/7	@ Anaheim	4-2	L	17-19-7				
44	1/9	@ Los Angeles	4-3	W	18-19-7				
45	1/12	Columbus	4-1	W	19-19-7				
46	1/14	Minnesota	1-0	W	20-19-7				
47	1/16	N.Y. Rangers	4-1	W	21-19-7				
48	1/18	@ Columbus	4-2	L	21-20-7				
49	1/20	@ Montreal	4-3	OTW	22-20-7				
50	1/21	@ Ottawa	3-2	L	22-21-7				
51	1/23	Anaheim	4-3	SOL	22-21-8				
52	1/25	@ Calgary	2-0	W	23-21-8				
53	1/27	@ Vancouver	3-2	L	23-22-8				
54	1/28	@ Edmonton	2-1	W	24-22-8				
55	1/30	Columbus	3-2	OTL	24-22-9				
56	2/3	@ Chicago	3-2	W	25-22-9				
57	2/4	San Jose	4-2	L	25-23-9				
58	2/6	Chicago	2-1	L	25-24-9				
59	2/8	@ Colorado	5-2	L	25-25-9				
60	2/9	Detroit	4-3	SOW	26-25-9				
61	2/12	Toronto	4-0	W	27-25-9				
62	2/13	Washington	4-3	SOW	28-25-9				
63	3/2	@ Phoenix	5-2	W	29-25-9				
64	3/4	@ Dallas	6-1	W	30-25-9				
65	3/6	@ Colorado	7-3	L	30-26-9				
66	3/11	@ N.Y. Islanders	2-1	SOW	31-26-9				
67	3/13	@ Columbus	5-1	W	32-26-9				
68	3/14	@ Minnesota	4-2	L	32-27-9				
69	3/16	Colorado	5-3	L	32-28-9				
70	3/18	@ N.Y. Rangers	4-3	W	33-28-9				
71	3/20	@ New Jersey	1-0	W	34-28-9				
72	3/21	Nashville	3-2	L	34-29-9				
73	3/24	@ Detroit	4-2	L	34-30-9				
74	3/25	Los Angeles	3-1	W	35-30-9				
75	3/28	Edmonton	2-1	W	36-30-9				
76	3/30	Chicago	4-2	W	37-30-9				
77	4/1	@ Nashville	3-2	L	37-31-9				
78	4/3	Dallas	2-1	W	38-31-9				
79	4/5	Columbus	2-1	OTW	39-31-9				
80	4/7	@ Chicago	6-5	L	39-32-9				
81	4/9	Anaheim	6-3	W	40-32-9				
82	4/10	@ Nashville	2-1	SOL	40-32-10				

** denotes games played in Stockholm, Sweden

PLAYER	GP	G	A	TP	+/-	PP	PP SH	GW	S	%
Andy McDonald	79	24	33	57	-9	18	6	0	3	191 12.6
T.J. Oshie	76	18	30	48	-1	36	1	1	3	158 11.4
David Backes	79	17	31	48	-4	106	5	0	3	163 10.4
Alex Steen	68	24	23	47	6	30	7	2	4	189 12.7
David Perron	82	20	27	47	-10	60	5	1	2	166 12.0
Paul Kariya	75	18	25	43	-7	36	3	0	2	221 8.1
Brad Boyes	82	14	28	42	1	26	2	0	3	197 7.1
Erik Johnson	79	10	29	39	1	79	6	0	2	186 5.4
Keith Tkachuk	67	13	19	32	-2	56	5	0	1	120 10.8
Carlo Colaiacovo	67	7	25	32	8	60	4	1	1	74 9.5
Jay McClement	82	11	18	29	0	22	0	0	3	109 10.1
Patrik Berglund	71	13	13	26	-5	16	6	0	4	129 10.1
Roman Polak	78	4	17	21	7	59	0	1	7	73 5.5
Barret Jackman	66	2	15	17	3	81	0	1	0	73 2.7
Eric Brewer	59	8	7	15	-17	46	0	0	0	84 9.5
B.J. Crombeen	79	7	8	15	-5	168	0	1	1	120 5.8
Mike Weaver	77	1	9	10	10	29	0	0	0	33 3.0
Brad Winchester	64	3	5	8	3	108	1	0	0	69 4.3
Darryl Sydor	47	0	8	8	-6	15	0	0	0	26 0.0
Lars Eller	7	2	0	2	2	4	1	0	0	8 25.0
Alex Pietrangelo	9	1	1	2	-9	6	0	0	0	7 14.3
Jonas Junland	3	0	2	2	-3	0	0	0	0	7 0.0
Tyson Strachan	8	0	2	3	4	0	0	0	0	7 0.0
Yan Stastny	4	1	0	1	0	0	0	0	0	7 14.3
Ty Conklin	26	0	1	1	0	4	0	0	0	0 0.0
Derek Armstrong	6	0	0	0	-2	2	0	0	0	6 0.0
Matt D'Agostini (MTL)	40	2	2	4	-12	26	0	0	0	48 4.2
(STL)	7	0	0	0	-3	2	0	0	0	6 0.0
(TOTALS)	47	2	2	4	-15	28	0	0	0	54 3.7
Cam Janssen	43	0	0	0	-3	190	0	0	0	11 0.0
D.J. King	12	0	0	0	-4	33	0	0	0	5 0.0
Chris Mason	61	0	0	0	0	0	0	0	0	0 0.0

PLAYER	GP	W	L	T/O	GA	SA	SV%	GAA	SO	MIN
Chris Mason	61	30	22	8	148	1,699	0.913	2.53	2	3,512
Ty Conklin	26	10	10	2	60	764	0.921	2.48	4	1,451

ALL-TIME TEAM & INDIVIDUAL RECORDS & STATS

2008-2009 GAME-BY-GAME (41-31-10, 92 pts, 3rd Central Division)

#	DATE	VERSUS	SCORE	RECORD	#	DATE	VERSUS	SCORE	RECORD
1	10/10	Nashville	5-2	W	1-0-0				
2	10/11	@ N.Y. Islanders	2-5	L	1-1-0				
3	10/13	@ Toronto	5-4	SOW	2-1-0				
4	10/16	Dallas	6-1	W	3-1-0				
5	10/18	Chicago	4-3	SOW	4-1-0				
6	10/22	Detroit	3-4	L	4-2-0				
7	10/24	Los Angeles	0-4	L	4-3-0				
8	10/25	Florida	4-0	W	5-3-0				
9	10/30	Carolina	0-1	L	5-4-0				
10	11/1	Pittsburgh	3-6	L	5-5-0				
11	11/5	@ Anaheim	2-5	L	5-6-0				
12	11/6	@ San Jose	4-5	SOL	5-6-1				
13	11/8	@ Los Angeles	3-5	L	5-7-1				
14	11/12	@ Buffalo	3-4	L	5-8-1				
15	11/14	@ Chicago	4-3	OTW	6-8-1				
16	11/16	Montreal	2-3	SOL	6-8-2				
17	11/21	Anaheim	3-2	OTW	7-8-2				
18	11/22	@ Minnesota	2-1	W	8-8-2				
19	11/25	@ Nashville	1-0	SOW	9-8-2				
20	11/26	@ Colorado	1-3	L	9-9-2				
21	11/29	Edmonton	2-4	L	9-10-2				
22	11/30	@ Atlanta	4-2	W	10-10-2				
23	12/3	@ Minnesota	0-4	L	10-11-2				
24	12/5	Calgary	3-4	OTL	10-11-3				
25	12/6	Phoenix	4-3	W	11-11-3				
26	12/8	Nashville	6-3	W	12-11-3				
27	12/10	@ Anaheim	2-4	L	12-12-3				
28	12/11	@ Los Angeles	2-6	L	12-13-3				
29	12/13	@ San Jose	4-5	L	12-14-3				
30	12/16	Calgary	3-6	L	12-15-3				
31	12/18	@ Washington	2-4	L	12-16-3				
32	12/20	Minnesota	4-2	W	13-16-3				
33	12/21	Boston	3-6	L	13-17-3				
34	12/23	@ Detroit	1-4	L	13-18-3				
35	12/27	San Jose	3-2	SOW	14-18-3				
36	12/28	Anaheim	3-4	L	14-19-3				
37	12/30	New Jersey	3-4	L	14-20-3				
38	1/2	@ Carolina	1-2	L	14-21-3				
39	1/3	Columbus	5-2	W	15-21-3				
40	1/9	@ Vancouver	6-4	W	16-21-3				
41	1/11	@ Edmonton	1-2	L	16-22-3				
42	1/13	@ Calgary	1-3	L	16-23-3				
43	1/15	Colorado	5-2	W	17-23-3				
44	1/17	Chicago	1-2	OTL	17-23-4				
45	1/19	@ Boston	5-4	SOW	18-23-4				
46	1/21	@ Chicago	2-0	W	19-23-4				
47	1/29	Ottawa	1-3	L	19-24-4				
48	1/31	Philadelphia	4-0	W	20-24-4				
49	2/2	@ Detroit	3-4	SOL	20-24-5				
50	2/3	@ Columbus	4-2	W	21-24-5				
51	2/5	Edmonton	1-2	SOL	21-24-6				
52	2/7	Colorado	4-1	W	22-24-6				
53	2/10	Vancouver	4-6	L	22-25-6				
54	2/12	@ Nashville	3-4	SOL	22-25-7				
55	2/13	Chicago	1-0	W	23-25-7				
56	2/16	N.Y. Rangers	2-1	W	24-25-7				
57	2/18	@ Columbus	3-4	L	24-26-7				
58	2/19	@ Nashville	2-1	OTW	25-26-7				
59	2/21	Nashville	0-1	OTL	25-26-8				
60	2/24	Phoenix	2-1	W	26-26-8				
61	2/26	@ Dallas	3-1	W	27-26-8				
62	2/28	@ Phoenix	3-1	W	28-26-8				
63	3/3	Detroit	0-5	L	28-27-8				
64	3/6	@ Tampa Bay	4-3	OTW	29-27-8				
65	3/7	@ Florida	3-5	L	29-28-8				
66	3/10	Dallas	5-2	W	30-28-8				
67	3/12	San Jose	3-1	W	31-28-8				
68	3/14	Detroit	2-5	L	31-29-8				
69	3/15	Minnesota	5-3	W	32-29-8				
70	3/17	@ Edmonton	1-2	SOL	32-29-9				
71	3/19	@ Vancouver	0-3	L	32-30-9				
72	3/20	@ Calgary	3-2	W	33-30-9				
73	3/24	Los Angeles	2-0	W	34-30-9				
74	3/26	Vancouver	4-2	W	35-30-9				
75	3/28	Columbus	4-3	SOW	36-30-9				
76	3/29	@ Columbus	5-2	W	37-30-9				
77	4/1	@ Chicago	1-3	L	37-31-9				
78	4/2	@ Detroit	5-4	W	38-31-9				
79	4/4	@ Dallas	4-5	OTL	38-31-10				
80	4/7	@ Phoenix	5-1	W	39-31-10				
81	4/10	Columbus	3-1	W	40-31-10				
82	4/12	@ Colorado	1-0	W	41-31-10				

PLAYER	GP	G	A	TP	+/-	PIM	PPSH	GW	S	%	
Patrik Berglund	76	21	26	47	19	16	7	0	1	143	14.7
Andy McDonald	46	15	29	44	-13	24	6	1	1	128	11.7
T.J. Oshie	57	14	25	39	16	30	6	1	1	101	13.9
Carlo Colaiacovo (STL)	63	3	26	29	2	29	0	0	0	78	3.8
(TOR)	10	0	1	1	-2	6	0	0	0	9	0.0
(TOTALS)	73	3	27	30	0	35	0	0	0	87	3.4
Jay McClement	82	12	14	26	-10	29	0	3	3	137	8.8
Alex Steen (STL)	61	6	18	24	-6	24	2	1	0	117	5.1
(TOR)	20	2	2	4	-4	6	1	0	0	31	6.5
(TOTALS)	81	8	20	28	-10	30	3	1	0	148	5.4
Brad Winchester	64	13	8	21	-1	89	5	0	3	82	15.9
Barret Jackman	82	4	17	21	-7	86	1	1	0	89	4.5
Jeff Woywitka	65	3	15	18	8	57	2	0	1	71	4.2
B.J. Crombeen (STL)	66	11	6	17	-8	122	0	1	3	112	9.8
(DAL)	15	1	4	5	-1	26	0	0	0	12	8.3
(TOTALS)	81	12	10	22	-9	148	0	1	3	124	9.7
Paul Kariya	11	12	13	15	1	2	0	0	0	31	6.5
Roman Polak	69	1	14	15	-15	45	0	0	1	73	1.4
Lee Stempniak (TOR)	61	11	20	31	-9	31	3	0	0	128	8.6
(STL)	14	3	10	13	-3	2	0	0	1	43	7.0
(TOTALS)	75	14	30	44	-12	33	3	0	1	171	8.2
Jay McKee	69	1	7	8	11	44	0	0	1	43	2.3
Yan Stastny	34	3	4	7	-14	20	0	0	0	30	10.0
Mike Weaver	58	0	7	7	-3	12	0	0	0	36	0.0
Eric Brewer	28	1	5	6	-14	24	1	0	0	49	2.0
Dan Hinote	51	4	5	7	-6	64	0	0	0	24	4.2
Steve Regier	8	3	1	4	-1	4	2	0	0	11	27.3
Steve Wagner	22	2	2	4	-5	18	0	0	0	16	12.5
Cam Janssen	56	1	3	4	-5	131	0	0	0	22	4.5
Cam Paddock	16	2	1	3	-4	0	0	0	0	17	11.8
Tyson Strachan	30	0	3	3	8	39	0	0	0	21	0.0
Chris Porter	6	1	1	2	-1	0	0	0	0	7	14.3
D.J. King	1	0	1	1	0	0	0	0	0	0	0.0
Chris Mason	57	0	1	1	0	0	0	0	0	0	0.0
Alex Pietrangelo	8	0	1	1	0	2	0	0	0	7	0.0
Trent Whitfield	3	0	1	1	2	0	0	0	0	4	0.0
Ben Bishop	6	0	0	0	0	0	0	0	0	0	0.0
Chris Holt	1	0	0	0	0	0	0	0	0	0	0.0
Jonas Junland	1	0	0	0	0	2	0	0	0	0	0.0
David Koci (TBL)	33	1	1	2	3	132	0	0	0	8	12.5
(STL)	4	0	0	0	-2	9	0	0	0	5	0.0
(TOTALS)	37	1	1	2	1	141	0	0	0	13	7.7
Manny Legace	29	0	0	0	0	0	0	0	0	0	0.0
Marek Schwarz	2	0	0	0	0	0	0	0	0	0	0.0
Andy Wozniowski	1	0	0	0	0	0	0	0	0	0	0.0

PLAYER	GP	W	L	T/O	GA	SA	SV%	GAA	SO	MIN
Chris Mason	57	27	21	7	129	1,544	0.916	2.41	6	3,215
Manny Legace	29	13	9	2	77	669	0.885	3.18	0	1,452
Ben Bishop	6	1	1	1	12	112	0.893	2.94	0	245
Chris Holt	1	0	0	0	0	3	1.000	0.00	0	19
Marek Schwarz	2	0	0	0	0	5	1.000	0.00	0	15



ST. LOUIS BLUES

2007-2008 GAME-BY-GAME (33-36-13, 79 pts, 5th Central Division)

#	DATE	VERSUS	SCORE	RECORD	#	DATE	VERSUS	SCORE	RECORD
1	10/4	@ Phoenix	2-3	L 0-1-0	71	3/14	@ San Jose	1-4	L 29-31-11
2	10/6	@ Los Angeles	5-3	W 1-1-0	72	3/15	@ Anaheim	2-5	L 29-32-11
3	10/10	Nashville	4-1	W 2-1-0	73	3/18	@ Montreal	4-3	SOW 30-32-11
4	10/12	Colorado	4-1	W 3-1-0	74	3/20	@ Ottawa	2-3	L 30-33-11
5	10/17	@ Chicago	3-1	W 4-1-0	75	3/23	@ Chicago	3-4	OTL 30-33-12
6	10/20	Minnesota	1-3	L 4-2-0	76	3/25	Detroit	1-2	L 30-34-12
7	10/23	Anaheim	4-2	W 5-2-0	77	3/28	@ Detroit	4-3	OTW 31-34-12
8	10/25	@ Columbus	0-3	L 5-3-0	78	3/29	Chicago	3-4	L 31-35-12
9	10/27	Washington	4-3	W 6-3-0	79	4/1	Nashville	3-4	OTL 31-35-13
10	10/30	Phoenix	1-2	L 6-4-0	80	4/3	@ Nashville	2-3	L 31-36-13
11	11/1	@ Minnesota	3-2	W 7-4-0	81	4/5	Columbus	3-0	W 32-36-13
12	11/3	Chicago	2-3	L 7-5-0	82	4/6	@ Columbus	4-1	W 33-36-13
13	11/4	@ Columbus	0-3	L 7-6-0					
14	11/9	@ Chicago	2-4	L 7-7-0					
15	11/13	Detroit	4-3	W 8-7-0					
16	11/16	Columbus	3-2	W 9-7-0					
17	11/17	@ Nashville	3-2	SOW 10-7-0					
18	11/19	Nashville	2-1	W 11-7-0					
19	11/21	@ Detroit	0-3	L 11-8-0					
20	11/23	Vancouver	3-1	W 12-8-0					
21	11/25	Calgary	3-0	W 13-8-0					
22	11/28	@ Buffalo	4-3	W 14-8-0					
23	11/30	@ Minnesota	2-3	OTL 14-8-1					
24	12/1	Chicago	3-1	W 15-8-1					
25	12/4	@ Calgary	1-3	L 15-9-1					
26	12/7	@ Edmonton	4-3	W 16-9-1					
27	12/9	@ Colorado	5-9	L 16-10-1					
28	12/11	Edmonton	4-5	SOL 16-10-2					
29	12/13	Florida	0-1	L 16-11-2					
30	12/16	Calgary	3-5	L 16-12-2					
31	12/20	Detroit	3-2	W 17-12-2					
32	12/22	@ Boston	4-1	W 18-12-2					
33	12/23	Atlanta	2-3	OTL 18-12-3					
34	12/26	Detroit	0-5	L 18-13-3					
35	12/28	San Jose	0-1	L 18-14-3					
36	12/29	@ Dallas	4-5	SOL 18-14-4					
37	12/31	@ Detroit	2-0	W 19-14-4					
38	1/2	Edmonton	2-3	OTL 19-14-5					
39	1/5	Carolina	1-0	W 20-14-5					
40	1/8	Columbus	6-1	W 21-14-5					
41	1/10	Dallas	4-2	W 22-14-5					
42	1/11	@ Columbus	4-6	L 22-15-5					
43	1/13	Vancouver	3-4	SOL 22-15-6					
44	1/16	@ Chicago	1-6	L 22-16-6					
45	1/19	Nashville	2-5	L 22-17-6					
46	1/21	@ Nashville	3-6	L 22-18-6					
47	1/23	@ Vancouver	2-3	SOL 22-18-7					
48	1/24	@ San Jose	1-4	L 22-19-7					
49	1/29	@ Toronto	3-2	W 23-19-7					
50	2/1	Anaheim	1-0	SOW 24-19-7					
51	2/2	Colorado	4-6	L 24-20-7					
52	2/5	Tampa Bay	4-5	L 24-21-7					
53	2/9	@ Dallas	2-6	L 24-22-7					
54	2/10	Minnesota	1-2	SOL 24-22-8					
55	2/12	Los Angeles	4-2	W 25-22-8					
56	2/14	@ Colorado	4-1	W 26-22-8					
57	2/16	@ Nashville	1-2	OTL 26-22-9					
58	2/17	Columbus	5-1	W 27-22-9					
59	2/19	Chicago	5-1	W 28-22-9					
60	2/21	@ Los Angeles	1-5	L 28-23-9					
61	2/22	@ Anaheim	1-2	OTL 28-23-10					
62	2/24	@ Phoenix	0-2	L 28-24-10					
63	2/26	Dallas	1-3	L 28-25-10					
64	2/28	Phoenix	1-2	L 28-26-10					
65	3/1	San Jose	0-2	L 28-27-10					
66	3/4	Los Angeles	3-2	W 29-27-10					
67	3/5	@ Detroit	1-4	L 29-28-10					
68	3/8	@ Vancouver	2-4	L 29-29-10					
69	3/10	@ Calgary	3-7	L 29-30-10					
70	3/11	@ Edmonton	3-4	OTL 29-30-11					

PLAYER	GP	G	A	TP	+/-	PIM	PP	SH	GW	S	%	
Brad Boyes	82	43	22	65	1	20	11	0	9	207	20.8	
Paul Kariya	82	16	49	65	-10	50	5	0	1	223	7.2	
Keith Tkachuk	79	27	31	58	-2	69	12	1	1	177	15.3	
Lee Stempniak	80	13	25	38	0	40	3	0	2	162	8.0	
Andy McDonald	(STL)	49	14	22	36	-17	32	3	0	1	103	13.6
	(ANA)	33	4	12	16	-4	30	0	0	0	79	5.1
(TOTALS)	82	18	34	52	-21	62	3	0	1	182	9.9	
Erik Johnson	69	5	28	33	-9	28	4	0	3	105	4.8	
David Backes	72	13	18	31	-11	99	3	0	2	129	10.1	
David Perron	62	13	14	27	16	38	3	0	1	68	19.1	
Jamal Mayers	80	12	15	27	-19	91	0	1	3	153	7.8	
Jay McClement	81	9	13	22	-17	26	0	0	2	110	8.2	
Eric Brewer	77	1	21	22	-18	91	0	0	0	101	1.0	
Ryan Johnson	79	5	13	18	-2	22	0	1	1	85	5.9	
Martin Rucinsky	40	5	11	16	-9	40	1	0	0	67	7.5	
Barret Jackman	78	2	14	16	-12	93	1	0	0	80	2.5	
Doug Weight	(ANA)	38	6	8	14	0	20	2	0	1	49	12.2
	(STL)	29	4	7	11	4	12	0	0	0	47	8.5
(TOTALS)	67	10	15	25	4	32	2	0	1	96	10.4	
Bryce Salvador	(STL)	56	1	10	11	12	43	0	0	1	29	3.4
	(NJD)	8	0	0	0	0	11	0	0	0	0	0.0
(TOTALS)	64	1	10	11	12	54	0	0	1	29	3.4	
Dan Hinote	58	5	5	10	-3	42	0	0	0	42	11.9	
Christian Backman	(STL)	45	1	9	10	-4	30	0	0	0	30	3.3
	(NYR)	18	2	6	8	2	20	1	0	0	21	9.5
(TOTALS)	63	3	15	18	-2	50	1	0	0	51	5.9	
Jay McKee	66	2	7	9	2	42	0	0	2	42	4.8	
Steve Wagner	24	2	6	8	-4	8	1	0	0	25	8.0	
Jeff Woywitka	27	2	6	8	2	12	0	0	0	25	8.0	
D.J. King	61	3	3	6	-4	100	0	0	1	36	8.3	
Mike Johnson	21	2	3	5	-4	8	0	0	0	21	9.5	
Yan Stastny	12	1	1	2	0	9	0	0	0	10	10.0	
Matt Walker	43	1	1	2	-3	61	0	0	0	47	2.1	
Manny Legace	66	0	2	2	0	4	0	0	0	0	0.0	
Cam Janssen	12	0	1	1	-1	18	0	0	0	9	0.0	
Roman Polak	6	0	1	1	0	0	0	0	0	2	0.0	
Chris Beckford-Tseu	1	0	0	0	0	0	0	0	0	0	0.0	
Micki DuPont	2	0	0	0	1	2	0	0	0	3	0.0	
Mike Glumac	4	0	0	0	-1	5	0	0	0	3	0.0	
Marek Schwarz	2	0	0	0	0	0	0	0	0	0	0.0	
Hannu Toivonen	23	0	0	0	0	2	0	0	0	0	0.0	

PLAYER	GP	W	L	T/O	GA	SA	SV%	GAA	SO	MIN
Manny Legace	66	27	25	8	147	1,648	0.911	2.41	5	3,666
Hannu Toivonen	23	6	10	5	69	566	0.878	3.44	0	1,202
Chris Beckford-Tseu	1	0	0	0	1	9	0.889	2.22	0	27
Marek Schwarz	2	0	1	0	6	17	0.647	7.20	0	50

ALL-TIME TEAM & INDIVIDUAL RECORDS & STATS

2006-2007 GAME-BY-GAME (34-35-13, 81 pts, 3rd Central Division)

#	DATE	VERSUS	SCORE	RECORD	#	DATE	VERSUS	SCORE	RECORD
1	10/5	@ San Jose	4-5	OTL	0-0-1				
2	10/7	@ Los Angeles	1-4	L	0-1-1				
3	10/9	@ Anaheim	0-2	L	0-2-1				
4	10/12	Boston	3-2	SOW	1-2-1				
5	10/14	Chicago	4-3	W	2-2-1				
6	10/17	Phoenix	2-5	L	2-3-1				
7	10/20	Vancouver	2-3	OTL	2-3-2				
8	10/21	@ Chicago	4-3	W	3-3-2				
9	10/28	Detroit	2-3	L	3-4-2				
10	10/30	Anaheim	5-6	SOL	3-4-3				
11	11/1	@ Dallas	1-4	L	3-5-3				
12	11/2	Colorado	4-1	W	4-5-3				
13	11/4	Calgary	2-3	L	4-6-3				
14	11/9	Columbus	2-4	L	4-7-3				
15	11/10	@ Chicago	1-3	L	4-8-3				
16	11/12	Edmonton	5-3	W	5-8-3				
17	11/14	@ Calgary	0-3	L	5-9-3				
18	11/16	@ Edmonton	2-6	L	5-10-3				
19	11/17	@ Vancouver	2-4	L	5-11-3				
20	11/22	@ Columbus	4-3	SOW	6-11-3				
21	11/24	@ Detroit	3-2	SOW	7-11-3				
22	11/25	Phoenix	1-2	L	7-12-3				
23	11/28	San Jose	0-2	L	7-13-3				
24	11/30	Nashville	4-5	L	7-14-3				
25	12/1	@ Chicago	2-5	L	7-15-3				
26	12/5	Detroit	1-5	L	7-16-3				
27	12/7	@ Detroit	3-4	OTL	7-16-4				
28	12/9	Columbus	1-5	L	7-17-4				
29	12/12	Chicago	2-3	L	7-18-4				
30	12/13	@ Colorado	1-4	L	7-19-4				
31	12/16	@ Nashville	2-3	SOL	7-19-5				
32	12/17	Nashville	1-2	OTL	7-19-6				
33	12/19	@ Pittsburgh	4-1	W	8-19-6				
34	12/21	Los Angeles	5-2	W	9-19-6				
35	12/23	Buffalo	3-2	OTW	10-19-6				
36	12/26	@ Nashville	2-3	SOL	10-19-7				
37	12/29	@ Colorado	4-2	W	11-19-7				
38	12/30	Colorado	2-0	W	12-19-7				
39	1/2	Chicago	1-4	L	12-20-7				
40	1/4	Chicago	2-0	W	13-20-7				
41	1/6	@ Nashville	2-3	L	13-21-7				
42	1/9	@ Columbus	4-3	SOW	14-21-7				
43	1/10	@ New Jersey	3-2	W	15-21-7				
44	1/13	Los Angeles	6-5	W	16-21-7				
45	1/15	@ Phoenix	4-5	SOL	16-21-8				
46	1/16	@ Anaheim	6-2	W	17-21-8				
47	1/18	@ Los Angeles	3-1	W	18-21-8				
48	1/20	@ San Jose	1-0	W	19-21-8				
49	1/26	Detroit	2-1	OTW	20-21-8				
50	1/27	Nashville	3-6	L	20-22-8				
51	1/30	Minnesota	2-5	L	20-23-8				
52	2/2	@ Detroit	3-5	L	20-24-8				
53	2/3	Dallas	2-0	W	21-24-8				
54	2/6	Toronto	1-2	L	21-25-8				
55	2/8	Detroit	1-0	W	22-25-8				
56	2/10	@ Philadelphia	3-4	OTL	22-25-9				
57	2/13	San Jose	5-6	L	22-26-9				
58	2/14	@ Columbus	4-2	W	23-26-9				
59	2/16	Nashville	1-0	W	24-26-9				
60	2/18	Minnesota	5-3	W	25-26-9				
61	2/20	Columbus	5-4	SOW	26-26-9				
62	2/25	@ Chicago	1-5	L	26-27-9				
63	2/27	Vancouver	3-1	W	27-27-9				
64	3/1	@ N.Y. Islanders	3-2	OTW	28-27-9				
65	3/3	@ N.Y. Rangers	2-3	SOL	28-27-10				
66	3/6	Calgary	2-4	L	28-28-10				
67	3/8	Dallas	5-3	W	29-28-10				
68	3/10	Montreal	3-4	L	29-29-10				
69	3/12	@ Calgary	4-5	SOL	29-29-11				
70	3/15	@ Vancouver	2-3	OTL	29-29-12				
71	3/17	@ Edmonton	3-2	OTW	30-29-12				
72	3/20	Ottawa	2-4	L	30-30-12				
73	3/22	@ Minnesota	1-5	L	30-31-12				
74	3/24	@ Detroit	3-2	SOW	31-31-12				
75	3/25	@ Columbus	1-4	L	31-32-12				
76	3/27	Columbus	1-4	L	31-33-12				
77	3/29	Edmonton	5-2	W	32-33-12				
78	3/31	Anaheim	2-3	OTL	32-33-13				
79	4/2	@ Dallas	4-2	W	33-33-13				
80	4/3	@ Phoenix	5-2	W	34-33-13				
81	4/5	@ Nashville	1-4	L	34-34-13				
82	4/7	@ Minnesota	1-5	L	34-35-13				

PLAYER	GP	G	A	TP	+-	PIM	PP	SH	GW	S	S%
Doug Weight	82	16	43	59	10	56	5	0	3	123	13.0
Lee Stempniak	82	27	25	52	-2	33	8	0	4	166	16.3
Petr Cajanek	77	15	33	48	9	54	1	0	1	167	9.0
Bill Guerin	(STL) 61	28	19	47	8	52	7	0	6	189	14.8
	(SJS) 16	8	1	9	2	14	2	0	1	36	22.2
(TOTALS)	77	36	20	56	10	66	9	0	7	225	16.0
Keith Tkachuk	(STL) 61	20	23	43	3	92	8	0	1	160	12.5
	(ATL) 18	7	8	15	8	34	2	0	3	36	19.4
(TOTALS)	79	27	31	58	11	126	10	0	4	196	13.8
Radek Dvorak	82	10	27	37	-6	48	1	1	1	139	7.2
Jay McClement	81	8	28	36	3	55	0	0	0	104	7.7
Martin Rucinsky	52	12	21	33	-3	48	4	0	3	96	12.5
Eric Brewer	82	6	23	29	-10	69	2	0	1	111	5.4
Barret Jackman	70	3	24	27	20	82	1	0	1	86	3.5
David Backes	49	10	13	23	6	37	2	0	2	89	11.2
Jamal Mayers	80	8	14	22	-19	89	0	2	0	129	6.2
Dennis Wideman	(STL) 55	5	17	22	-7	44	4	0	1	94	5.3
	(BOS) 20	1	2	3	-3	27	0	0	0	28	3.6
(TOTALS)	75	6	19	25	-10	71	4	0	1	122	4.9
Christian Backman	61	7	11	18	13	36	1	0	0	80	8.8
Dallas Drake	60	6	6	12	-14	38	0	2	2	74	8.1
Brad Boyes	(BOS) 62	13	21	34	-17	25	1	1	1	139	9.4
	(STL) 19	4	8	12	0	4	0	0	0	43	9.3
(TOTALS)	81	17	29	46	-17	29	1	1	2	182	9.3
Ryan Johnson	59	7	4	11	-7	47	0	2	0	50	14.0
Dan Hinote	41	5	5	10	-8	23	0	0	1	37	13.5
Bryce Salvador	64	2	5	7	-5	55	0	0	0	40	5.0
Jeff Woywitka	34	1	6	7	4	12	0	0	0	28	3.6
Glen Metropolit	(ATL) 57	12	16	28	9	20	4	0	2	92	13.0
	(STL) 20	2	3	5	0	14	1	0	0	31	6.5
(TOTALS)	77	14	19	33	9	34	5	0	2	123	11.4
Matt Walker	48	0	5	5	7	72	0	0	0	34	0.0
Peter Sejna	22	3	1	4	2	4	0	0	0	34	8.8
Jamie Rivers	31	1	3	4	-7	36	1	0	0	17	5.9
D.J. King	27	1	2	-3	52	0	0	0	0	12	8.3
Tomas Mojzis	6	1	0	1	0	0	0	0	0	7	14.3
Mike Glumac	3	0	1	1	0	0	0	0	0	4	0.0
Jason Bacashihua	19	0	0	0	0	2	0	0	0	0	0.0
Manny Legace	45	0	0	0	0	2	0	0	0	0	0.0
Jay McKee	23	0	0	0	-9	12	0	0	0	19	0.0
Ville Nieminen	(SJS) 30	1	1	2	-7	14	0	0	0	30	3.3
	(STL) 14	0	0	0	-1	29	0	0	0	13	0.0
(TOTALS)	44	1	1	2	-8	43	0	0	0	43	2.3
Joel Perrault	(PHX) 15	1	2	3	-3	14	0	0	0	18	5.6
	(STL) 11	0	0	0	-4	0	0	0	0	13	0.0
(TOTALS)	26	1	2	3	-7	14	0	0	0	31	3.2
Roman Polak	19	0	0	0	-3	6	0	0	0	13	0.0
Curtis Sanford	31	0	0	0	0	0	0	0	0	0	0.0
Marek Schwarz	2	0	0	0	0	0	0	0	0	0	0.0

PLAYER	GP	W	L	T/O	GA	SA	SV%	GAA	SO	MIN
Manny Legace	45	23	15	5	109	1,177	0.907	2.59	5	2,522
Curtis Sanford	31	8	12	5	79	707	0.888	3.18	0	1,492
Jason Bacashihua	19	3	7	3	47	450	0.896	3.15	0	894
Marek Schwarz	2	0	1	0	3	25	0.880	3.00	0	60



ST. LOUIS BLUES

2005-2006 GAME-BY-GAME (21-46-15, 57 pts, 5th Central Division)

#	DATE	VERSUS	SCORE	RECORD	#	DATE	VERSUS	SCORE	RECORD
1	10/5	@ Detroit	1-5	L	0-1-0				
2	10/6	Detroit	3-4	L	0-2-0				
3	10/8	San Jose	6-7	L	0-3-0				
4	10/11	Chicago	4-1	W	1-3-0				
5	10/15	Nashville	1-4	L	1-4-0				
6	10/19	Anaheim	3-2	W	2-4-0				
7	10/20	@ Nashville	2-3	SOL	2-4-1				
8	10/22	Minnesota	2-3	L	2-5-1				
9	10/25	@ Phoenix	4-5	OTL	2-5-2				
10	10/28	@ Anaheim	4-6	L	2-6-2				
11	10/29	@ Los Angeles	2-5	L	2-7-2				
12	11/2	Chicago	5-6	OTL	2-7-3				
13	11/4	Edmonton	2-7	L	2-8-3				
14	11/6	Detroit	1-4	L	2-9-3				
15	11/9	@ Columbus	1-3	L	2-10-3				
16	11/10	Chicago	2-4	L	2-11-3				
17	11/12	@ Nashville	1-3	L	2-12-3				
18	11/16	@ Columbus	2-0	W	3-12-3				
19	11/19	@ Detroit	3-2	W	4-12-3				
20	11/22	Los Angeles	3-6	L	4-13-3				
21	11/25	@ Minnesota	3-5	L	4-14-3				
22	11/26	Columbus	3-4	L	4-15-3				
23	12/1	Columbus	4-1	W	5-15-3				
24	12/6	N.Y. Islanders	3-6	L	5-16-3				
25	12/8	@ Tampa Bay	4-5	L	5-17-3				
26	12/10	N.Y. Rangers	4-5	OTL	5-17-4				
27	12/13	Pittsburgh	3-0	W	6-17-4				
28	12/16	@ Chicago	1-5	L	6-18-4				
29	12/17	Philadelphia	2-5	L	6-19-4				
30	12/20	@ Phoenix	5-4	W	7-19-4				
31	12/21	@ Anaheim	3-6	L	7-20-4				
32	12/23	@ San Jose	2-1	SOW	8-20-4				
33	12/26	Dallas	1-6	L	8-21-4				
34	12/28	@ Chicago	2-1	W	9-21-4				
35	12/29	@ Dallas	0-3	L	9-22-4				
36	12/31	Anaheim	4-5	SOL	9-22-5				
37	1/2	Vancouver	4-1	W	10-22-5				
38	1/4	Nashville	3-4	L	10-23-5				
39	1/5	@ Detroit	0-3	L	10-24-5				
40	1/9	@ Colorado	1-6	L	10-25-5				
41	1/12	@ Florida	1-3	L	10-26-5				
42	1/13	@ Atlanta	0-2	L	10-27-5				
43	1/15	@ Carolina	2-4	L	10-28-5				
44	1/17	New Jersey	3-5	L	10-29-5				
45	1/19	@ Washington	4-5	SOL	10-29-6				
46	1/20	@ Columbus	3-4	SOL	10-29-7				
47	1/23	Vancouver	4-0	W	11-29-7				
48	1/25	@ Dallas	3-4	SOL	11-29-8				
49	1/26	Phoenix	3-5	L	11-30-8				
50	1/30	Calgary	3-2	SOW	12-30-8				
51	2/1	@ Detroit	2-3	L	12-31-8				
52	2/2	Chicago	6-5	SOW	13-31-8				
53	2/4	Dallas	4-3	OTW	14-31-8				
54	2/8	@ Vancouver	4-2	W	15-31-8				
55	2/10	@ Calgary	2-3	OTL	15-31-9				
56	2/12	@ Edmonton	5-4	SOW	16-31-9				
57	3/1	@ Edmonton	4-2	W	17-31-9				
58	3/2	@ Calgary	1-3	L	17-32-9				
59	3/5	@ Vancouver	4-1	W	18-32-9				
60	3/7	Colorado	1-2	SOL	18-32-10				
61	3/10	Minnesota	2-1	OTW	19-32-10				
62	3/11	Los Angeles	1-2	SOL	19-32-11				
63	3/13	Columbus	3-2	OTW	20-32-11				
64	3/16	@ San Jose	2-5	L	20-33-11				
65	3/18	@ Los Angeles	1-3	L	20-34-11				
66	3/20	@ Nashville	2-4	L	20-35-11				
67	3/21	San Jose	0-6	L	20-36-11				
68	3/23	Calgary	2-7	L	20-37-11				
69	3/25	Colorado	2-3	OTL	20-37-12				
70	3/27	Detroit	1-4	L	20-38-12				
71	3/29	@ Chicago	2-3	OTL	20-38-13				
72	3/31	Columbus	2-4	L	20-39-13				
73	4/1	@ Nashville	1-2	L	20-40-13				
74	4/4	@ Minnesota	4-5	SOL	20-40-14				
75	4/6	Nashville	0-3	L	20-41-14				
76	4/8	@ Colorado	2-4	L	20-42-14				
77	4/9	Edmonton	2-1	W	21-42-14				
78	4/11	Nashville	0-2	L	21-43-14				
79	4/13	@ Columbus	1-4	L	21-44-14				
80	4/15	Detroit	2-3	L	21-45-14				
81	4/16	Phoenix	0-3	L	21-46-14				
82	4/18	@ Chicago	2-3	OTL	21-46-15				

PLAYER	GP	G	A	TP	+/-	PIM	PP	SH	GW	S	%
Scott Young	79	18	31	49	-32	52	10	0	1	284	6.3
Doug Weight	(STL) 47	11	33	44	-11	50	7	0	1	123	8.9
	(CAR) 23	4	9	13	-6	25	2	0	0	52	7.7
(TOTALS)	70	15	42	57	-17	75	9	0	1	175	8.6
Mike Sillinger	(STL) 48	22	19	41	-17	49	11	1	1	131	16.8
	(NSH) 31	10	12	22	0	14	3	0	1	80	12.5
(TOTALS)	79	32	31	63	-17	63	14	1	2	211	15.2
Petr Cajanek	71	10	31	41	-22	54	3	0	0	150	6.7
Dean McAmmond	78	15	22	37	-25	32	4	0	0	116	12.9
Keith Tkachuk	41	15	21	36	-15	46	10	0	1	133	11.3
Lee Stempniak	57	14	13	27	-10	22	5	0	2	100	14.0
Jay McClement	67	6	21	27	-23	30	0	2	0	76	7.9
Jamal Mayers	67	15	11	26	-22	129	0	2	1	111	13.5
Dallas Drake	62	2	24	26	-13	59	1	0	1	88	2.3
Dennis Wideman	67	8	16	24	-31	83	5	1	1	150	5.3
Christian Backman	52	6	12	18	-15	48	3	0	1	70	8.6
Eric Weinrich	(STL) 59	1	16	17	-10	44	1	0	0	56	1.8
	(VAN) 16	0	0	0	-13	8	0	0	0	12	0.0
(TOTALS)	75	1	16	17	-23	52	1	0	0	68	1.5
Kevin Dallman	(STL) 46	4	9	13	-15	21	3	0	0	89	4.5
	(BOS) 21	0	1	1	1	8	0	0	0	42	0.0
(TOTALS)	67	4	10	14	-14	29	3	0	0	131	3.1
Mike Glumac	33	7	5	12	-8	33	5	0	0	55	12.7
Mark Rycroft	80	6	4	10	-14	46	0	1	2	77	7.8
Barret Jackman	63	4	6	10	-6	156	0	0	2	56	7.1
Eric Brewer	32	6	3	9	-17	45	1	0	1	64	9.4
Vladimir Orszagh	16	4	5	9	-2	14	1	0	0	23	17.4
Ryan Johnson	65	3	6	9	-21	33	1	1	0	57	5.3
Jeff Hoggan	52	2	6	8	-16	34	0	0	0	60	3.3
Simon Gamache	(STL) 15	3	4	7	1	10	0	0	0	32	9.4
	(NSH) 11	0	0	0	-6	0	0	0	0	4	0.0
(TOTALS)	26	3	4	7	-5	10	0	0	0	36	8.3
Trent Whitfield	30	2	5	7	-3	14	1	0	0	41	4.9
Timofei Shishkanov	22	3	2	5	-1	6	0	0	0	26	11.5
Eric Boguniecki	(PIT) 38	5	6	11	-2	29	1	0	0	36	13.9
	(STL) 9	1	4	5	-1	4	1	0	0	12	8.3
(TOTALS)	47	6	10	16	-3	33	2	0	0	48	12.5
Bryce Salvador	46	1	4	5	-24	26	0	0	0	23	4.3
Andy Roach	5	1	2	3	0	10	1	0	0	2	50.0
Aaron Downey	(MTL) 25	1	4	5	2	50	0	0	0	10	10.0
	(STL) 17	2	0	2	0	45	0	0	0	11	18.2
(TOTALS)	42	3	4	7	2	95	0	0	0	21	14.3
Peter Sejna	6	1	1	2	1	4	0	0	0	9	11.1
Matt Walker	54	0	2	2	-7	79	0	0	0	59	0.0
Jeff Woywitka	26	0	2	2	-12	25	0	0	0	23	0.0
Jason Bacashihua	19	0	1	1	0	0	0	0	0	0	0.0
Steve Poapst	(STL) 41	0	1	1	-21	37	0	0	0	19	0.0
	(PIT) 21	0	4	4	-5	10	0	0	0	4	0.0
(TOTALS)	62	0	5	5	-26	47	0	0	0	23	0.0
Jesse Boulerice	(CAR) 26	0	0	0	-3	51	0	0	0	3	0.0
	(STL) 12	0	0	0	-4	13	0	0	0	2	0.0
(TOTALS)	38	0	0	0	-7	64	0	0	0	5	0.0
Jon DiSalvatore	5	0	0	0	-1	2	0	0	0	3	0.0
Reinhard Divis	12	0	0	0	0	0	0	0	0	0	0.0
Colin Hemingway	3	0	0	0	-2	0	0	0	0	2	0.0
Patrick Lalime	31	0	0	0	0	0	0	0	0	0	0.0
Curtis Sanford	34	0	0	0	0	0	0	0	0	0	0.0
Mike Stuart	1	0	0	0	0	0	0	0	0	1	0.0
Mike Zigomaris	(CAR) 21	1	0	1	1	4	0	0	0	16	6.3
	(STL) 2	0	0	0	0	0	0	0	0	1	0.0
(TOTALS)	23	1	0	1	1	4	0	0	0	17	5.9

PLAYER	GP	W	L	T/O	GA	SA	SV%	GAA	SO	MIN
Curtis Sanford	34	13	13	5	81	885	0.908	2.66	3	1,830
Jason Bacashihua	19	4	10	1	52	515	0.899	3.23	0	966
Patrick Lalime	31	4	18	8	103	868	0.881	3.64	0	1,699
Reinhard Divis	12	0	5	1	37	231	0.840	4.67	0	475

ALL-TIME TEAM & INDIVIDUAL RECORDS & STATS

2003-2004 GAME-BY-GAME (41-24-11-6, 99 pts, 2nd Central Division)

#	DATE	VERSUS	SCORE	RECORD	#	DATE	VERSUS	SCORE	RECORD
1	10/10	@ Phoenix	1-2	L OT 0-0-0-1	73	3/16	@ Los Angeles	5-3	W 34-27-10-2
2	10/12	@ Colorado	2-1	W 1-0-0-1	74	3/17	@ Anaheim	1-1	T OT 34-27-11-2
3	10/16	@ Nashville	1-4	L 1-1-0-1	75	3/20	@ Dallas	1-3	L 34-28-11-2
4	10/18	Washington	4-1	W 2-1-0-1	76	3/25	Anaheim	3-2	W 35-28-11-2
5	10/21	@ Edmonton	6-4	W 3-1-0-1	77	3/27	Chicago	4-3	W OT 36-28-11-2
6	10/22	@ Vancouver	2-3	L 3-2-0-1	78	3/28	@ Chicago	3-1	W 37-28-11-2
7	10/24	@ Calgary	2-1	W 4-2-0-1	79	3/30	Edmonton	1-0	W 38-28-11-2
8	10/28	Nashville	1-0	W 5-2-0-1	80	4/1	Detroit	2-3	L 38-29-11-2
9	10/29	@ Detroit	6-5	W 6-2-0-1	81	4/3	@ Nashville	4-1	W 39-29-11-2
10	11/1	Chicago	2-3	L 6-3-0-1	82	4/4	@ Minnesota	0-3	L 39-30-11-2
11	11/4	Anaheim	2-1	W OT 7-3-0-1					
12	11/6	Vancouver	3-2	W 8-3-0-1					
13	11/8	Florida	2-0	W 9-3-0-1					
14	11/13	@ San Jose	4-3	W OT 10-3-0-1					
15	11/15	@ Los Angeles	1-0	W 11-3-0-1					
16	11/16	@ Anaheim	3-4	L 11-4-0-1					
17	11/19	@ Phoenix	4-5	L 11-5-0-1					
18	11/22	Dallas	2-1	W 12-5-0-1					
19	11/25	Boston	4-3	W OT 13-5-0-1					
20	11/28	@ Tampa Bay	2-2	T OT 13-5-1-1					
21	11/29	Detroit	1-2	L 13-6-1-1					
22	12/2	Los Angeles	4-1	W 14-6-1-1					
23	12/4	Detroit	4-4	T OT 14-6-2-1					
24	12/6	Nashville	4-1	W 15-6-2-1					
25	12/9	@ Toronto	3-2	W OT 16-6-2-1					
26	12/12	@ Columbus	3-2	W OT 17-6-2-1					
27	12/13	Los Angeles	2-1	W 18-6-2-1					
28	12/16	Columbus	2-1	W OT 19-6-2-1					
29	12/18	San Jose	4-2	W 20-6-2-1					
30	12/20	Phoenix	1-1	T OT 20-6-3-1					
31	12/22	@ Detroit	1-2	L 20-7-3-1					
32	12/23	@ Chicago	0-3	L 20-8-3-1					
33	12/26	Colorado	3-3	T OT 20-8-4-1					
34	12/29	@ Columbus	3-2	W 21-8-4-1					
35	12/30	Philadelphia	2-7	L 21-9-4-1					
36	1/1	N.Y. Rangers	5-4	W 22-9-4-1					
37	1/3	San Jose	1-3	L 22-10-4-1					
38	1/5	Minnesota	1-1	T OT 22-10-5-1					
39	1/6	@ Carolina	0-2	L 22-11-5-1					
40	1/10	@ Nashville	1-3	L 22-12-5-1					
41	1/12	Chicago	7-4	W 23-12-5-1					
42	1/13	@ Montreal	2-5	L 23-13-5-1					
43	1/15	Columbus	5-3	W 24-13-5-1					
44	1/17	Minnesota	2-2	T OT 24-13-6-1					
45	1/19	@ Florida	2-1	W OT 25-13-6-1					
46	1/21	@ Columbus	1-3	L 25-14-6-1					
47	1/23	@ Dallas	0-2	L 25-15-6-1					
48	1/24	Dallas	2-3	L 25-16-6-1					
49	1/28	@ Atlanta	1-1	T OT 25-16-7-1					
50	1/29	Vancouver	2-4	L 25-17-7-1					
51	1/31	New Jersey	1-4	L 25-18-7-1					
52	2/2	@ Minnesota	0-4	L 25-19-7-1					
53	2/4	@ Edmonton	3-5	L 25-20-7-1					
54	2/5	@ Calgary	2-1	W 26-20-7-1					
55	2/10	@ Ottawa	1-3	L 26-21-7-1					
56	2/12	Colorado	0-4	L 26-22-7-1					
57	2/14	Pittsburgh	3-2	W OT 27-22-7-1					
58	2/16	Phoenix	4-2	W 28-22-7-1					
59	2/19	Tampa Bay	4-3	W OT 29-22-7-1					
60	2/20	@ Detroit	1-5	L 29-23-7-1					
61	2/22	@ Chicago	2-3	L OT 29-23-7-2					
62	2/26	@ Colorado	2-2	T OT 29-23-8-2					
63	2/28	@ Vancouver	0-2	L 29-24-8-2					
64	2/29	@ San Jose	0-1	L 29-25-8-2					
65	3/2	Calgary	2-4	L 29-26-8-2					
66	3/4	Edmonton	1-1	T OT 29-26-9-2					
67	3/6	@ N.Y. Islanders	4-2	W 30-26-9-2					
68	3/7	@ Buffalo	5-1	W 31-26-9-2					
69	3/9	N.Y. Islanders	3-2	W OT 32-26-9-2					
70	3/11	Nashville	1-1	T OT 32-26-10-2					
71	3/13	Columbus	5-3	W 33-26-10-2					
72	3/14	Calgary	0-3	L 33-27-10-2					

PLAYER	GP	G	A	TP	+/-	PIM	PP	SH	GW	S	%
Keith Tkachuk	75	33	38	71	8	83	18	0	8	233	14.2
Doug Weight	75	14	51	65	-3	37	6	0	5	198	7.1
Pavol Demitra	68	23	35	58	1	18	8	0	5	179	12.8
Chris Pronger	80	14	40	54	-1	88	7	0	3	203	6.9
Dallas Drake	79	13	22	35	10	65	3	2	1	121	10.7
Scott Mellanby	68	14	17	31	-7	76	6	0	3	103	13.6
Petr Cajanek	70	12	14	26	12	16	3	0	4	126	9.5
Mark Rycroft	71	9	12	21	2	32	0	0	0	110	8.2
Eric Nickulas	44	7	11	18	-2	44	1	0	1	80	8.8
Christian Backman	66	5	13	18	3	16	1	0	0	92	5.4
Mike Danton	68	7	5	12	-8	141	0	1	0	72	9.7
Jamal Mayers	80	6	5	11	-19	91	0	1	3	130	4.6
Ryan Johnson	69	4	7	11	-2	8	0	1	1	36	11.1
Eric Boguniecki	27	6	4	10	-1	20	2	0	2	40	15.0
Mike Sillinger (PHX)	60	8	6	14	-14	54	0	1	0	66	12.1
(STL)	16	5	5	10	4	14	0	1	0	40	12.5
(TOTALS)	76	13	11	24	-10	68	0	2	0	106	12.3
Alexander Khavanov	48	3	7	10	2	18	2	0	0	62	4.8
Eric Weinrich (PHI)	54	2	7	9	11	32	1	0	1	56	3.6
(STL)	26	2	8	10	1	14	1	0	0	27	7.4
(TOTALS)	80	4	15	19	12	46	2	0	1	83	4.8
Bryce Salvador	69	3	5	8	-4	47	0	0	0	60	5.0
Brian Savage (PHX)	61	12	13	25	-5	36	3	0	1	101	11.9
(STL)	13	4	3	7	-3	2	1	0	1	23	17.4
(TOTALS)	74	16	16	32	-8	38	4	0	2	124	12.5
Murray Baron	80	1	5	6	-6	61	0	0	0	57	1.8
Peter Sejna	20	2	2	4	-9	4	2	0	0	36	5.6
Pascal Rheaume (STL)	25	1	3	4	-3	4	0	0	0	23	4.3
(NVR)	17	0	0	0	-3	5	0	0	0	15	0.0
(TOTALS)	42	1	3	4	-6	9	0	0	0	38	2.6
Jeff Heerema	22	1	2	3	-5	4	0	0	1	28	3.6
Barret Jackman	15	1	2	3	-1	41	0	0	0	11	9.1
Reed Low	57	0	2	2	-6	141	0	0	0	28	0.0
Al MacInnis	3	0	2	2	-1	6	0	0	0	9	0.0
Steve Martins	25	1	0	1	-7	22	0	1	0	27	3.7
Jeff Finley	53	0	1	1	-9	34	0	0	0	25	0.0
Christian Laflamme	16	0	1	1	-3	20	0	0	0	9	0.0
Matt Walker	14	0	1	1	0	25	0	0	0	8	0.0
Aris Brimman	13	0	0	0	0	4	0	0	0	3	0.0
Reinhard Divis	13	0	0	0	0	2	0	0	0	0	0.0
Brent Johnson	10	0	0	0	0	0	0	0	0	0	0.0
Steve McLaren	6	0	0	0	0	25	0	0	0	2	0.0
Chris Osgood	67	0	0	0	0	10	0	0	0	0	0.0
Scott Pellerin	2	0	0	0	-3	2	0	0	0	1	0.0
John Pohl	1	0	0	0	-2	0	0	0	0	1	0.0
Jame Pollock	9	0	0	0	-1	6	0	0	0	19	0.0
Mike Stuart	2	0	0	0	0	0	0	0	0	0	0.0
Jeremy Yablonski	1	0	0	0	-1	5	0	0	0	1	0.0

PLAYER	GP	W	L	T/O	GA	SA	SV%	GAA	SO	MIN
Chris Osgood	67	31	25	8	144	1,604	0.910	2.24	3	3,861
Brent Johnson (STL)	10	4	3	1	20	203	0.901	2.43	1	493
(PHX)	8	1	6	1	21	243	0.914	2.59	0	486
(TOTALS)	18	5	9	2	41	446	0.908	2.51	1	979
Reinhard Divis	13	4	4	2	29	291	0.900	2.77	0	629



ST. LOUIS BLUES

2002-2003 GAME-BY-GAME (41-24-11-6, 99 pts, 2nd Central Division)

#	DATE	VERSUS	SCORE	RECORD
1	10/10	Anaheim	3-4	L 0-1-0-0
2	10/12	Minnesota	2-2	TOT 0-1-1-0
3	10/15	Carolina	2-1	W OT 1-1-1-0
4	10/17	Columbus	7-1	W 2-1-1-0
5	10/19	Dallas	5-3	W 3-1-1-0
6	10/24	@ Edmonton	2-1	W 4-1-1-0
7	10/26	@ Calgary	4-3	W OT 5-1-1-0
8	10/30	Nashville	7-0	W 6-1-1-0
9	11/2	@ N.Y. Islanders	6-1	W 7-1-1-0
10	11/3	@ N.Y. Rangers	3-2	W 8-1-1-0
11	11/5	@ Montreal	5-2	W 9-1-1-0
12	11/7	Columbus	2-5	L 9-2-1-0
13	11/9	Toronto	6-3	W 10-2-1-0
14	11/12	@ Vancouver	3-6	L 10-3-1-0
15	11/15	@ Edmonton	0-5	L 10-4-1-0
16	11/16	@ Calgary	1-0	W 11-4-1-0
17	11/20	@ Columbus	2-3	L 11-5-1-0
18	11/21	Los Angeles	3-2	W OT 12-5-1-0
19	11/23	Colorado	1-3	L 12-6-1-0
20	11/25	San Jose	1-4	L 12-7-1-0
21	11/27	@ Colorado	4-4	T 12-7-2-0
22	11/29	Calgary	7-2	W 13-7-2-0
23	11/30	New Jersey	4-5	L OT 13-7-2-1
24	12/3	@ Boston	4-0	W 14-7-2-1
25	12/5	Ottawa	2-2	T 14-7-3-1
26	12/7	@ Philadelphia	3-1	W 15-7-3-1
27	12/8	@ Detroit	3-4	L OT 15-7-3-2
28	12/10	@ New Jersey	0-2	L 15-8-3-2
29	12/12	@ Nashville	2-2	T 15-8-4-2
30	12/14	Atlanta	4-0	W 16-8-4-2
31	12/17	@ Los Angeles	2-6	L 16-9-4-2
32	12/18	@ Anaheim	2-5	L 16-10-4-2
33	12/20	@ Phoenix	3-3	T 16-10-5-2
34	12/23	Los Angeles	5-0	W 17-10-5-2
35	12/26	Colorado	3-2	W 18-10-5-2
36	12/28	@ Columbus	6-1	W 19-10-5-2
37	12/29	Columbus	5-2	W 20-10-5-2
38	12/31	@ Detroit	1-5	L 20-11-5-2
39	1/2	Chicago	1-4	L 20-12-5-2
40	1/4	Tampa Bay	5-1	W 21-12-5-2
41	1/7	@ Nashville	1-2	L OT 21-12-5-3
42	1/9	@ San Jose	4-1	W 22-12-5-3
43	1/11	@ Los Angeles	2-1	W 23-12-5-3
44	1/12	@ Anaheim	1-2	L 23-13-5-3
45	1/14	@ Phoenix	4-1	W 24-13-5-3
46	1/16	N.Y. Islanders	2-3	L OT 24-13-5-4
47	1/18	Chicago	4-2	W 25-13-5-4
48	1/20	@ Carolina	5-3	W 26-13-5-4
49	1/21	@ Atlanta	4-8	L 26-14-5-4
50	1/23	@ Chicago	3-3	T 26-14-6-4
51	1/25	Dallas	2-4	L 26-15-6-4
52	1/28	@ Washington	5-3	W 27-15-6-4
53	1/30	Buffalo	2-1	W OT 28-15-6-4
54	2/5	@ Dallas	2-2	T 28-15-7-4
55	2/6	N.Y. Rangers	4-4	T 28-15-8-4
56	2/8	San Jose	4-1	W 29-15-8-4
57	2/11	@ Buffalo	3-2	W 30-15-8-4
58	2/13	Philadelphia	3-4	L OT 30-15-8-5
59	2/15	Phoenix	3-5	L 30-16-8-5
60	2/17	Calgary	5-3	W 31-16-8-5
61	2/20	Vancouver	2-4	L 31-17-8-5
62	2/22	@ Pittsburgh	1-2	L OT 31-17-8-6
63	2/23	@ Minnesota	1-3	L 31-18-8-6
64	2/27	Edmonton	4-1	W 32-18-8-6
65	3/1	Minnesota	2-0	W 33-18-8-6
66	3/4	Nashville	2-1	W OT 34-18-8-6
67	3/6	Phoenix	6-3	W 35-18-8-6
68	3/7	@ Detroit	2-7	L 35-19-8-6
69	3/11	@ San Jose	4-2	W 36-19-8-6
70	3/13	@ Vancouver	4-4	T 36-19-9-6
71	3/15	@ Nashville	1-0	W 37-19-9-6
72	3/18	Vancouver	6-4	W 38-19-9-6
73	3/20	Anaheim	3-2	W OT 39-19-9-6

#	DATE	VERSUS	SCORE	RECORD
74	3/22	Detroit	2-4	L 39-20-9-6
75	3/23	@ Dallas	1-3	L 39-21-9-6
76	3/26	@ Minnesota	1-0	W 40-21-9-6
77	3/27	Florida	2-1	W 41-21-9-6
78	3/29	Detroit	2-6	L 41-22-9-6
79	3/31	Edmonton	5-5	T 41-22-10-6
80	4/3	Chicago	4-6	L 41-23-10-6
81	4/4	@ Chicago	2-2	T 41-23-11-6
82	4/6	@ Colorado	2-5	L 41-24-11-6

PLAYER	GP	G	A	TP	+/-	PIM	PP	SH	GW	S	%
Pavol Demitra	78	36	57	93	0	32	11	0	4	205	17.6
Al MacInnis	80	16	52	68	22	61	9	1	2	299	5.4
Cory Stillman	79	24	43	67	12	56	6	0	4	157	15.3
Doug Weight	70	15	52	67	-6	52	7	0	3	182	8.2
Scott Mellanby	80	26	31	57	1	176	13	0	4	132	19.7
Keith Tkachuk	56	31	24	55	1	139	14	0	5	185	16.8
Eric Boguniecki	80	22	27	49	22	38	3	1	5	117	18.8
Petr Cajanek	51	9	29	38	16	20	2	2	1	90	10.0
Alexander Khavanov	81	8	25	33	-1	48	2	1	2	90	8.9
Dallas Drake	80	20	10	30	-7	66	4	1	2	113	17.7
Martin Rucinsky	61	16	14	30	-1	38	4	4	3	135	11.9
Barret Jackman	82	3	16	19	23	190	0	0	0	66	4.5
Shjon Podein	68	4	6	10	7	28	1	0	0	52	7.7
Bryce Salvador	71	2	8	10	7	95	1	0	0	73	2.7
Iyson Nash	66	6	3	9	0	114	1	0	2	77	7.8
Christian Laflamme	47	0	9	9	1	45	0	0	0	44	0.0
Jamal Mayers	15	2	5	7	1	8	0	0	0	26	7.7
Steve Martins (STL)	28	3	3	6	-8	18	0	1	0	25	12.0
(OTT)	14	2	3	5	3	10	0	0	0	13	15.4
(TOTALS)	42	5	6	11	-5	28	0	1	0	38	13.2
Tom Koivisto	22	2	4	6	1	18	0	0	1	26	7.7
Reed Low	79	2	4	6	3	234	0	0	1	48	4.2
Steve Dubinsky	28	0	6	6	3	4	0	0	0	23	0.0
Mike Eastwood	17	1	3	4	1	8	1	0	0	7	14.3
Jeff Finley	64	1	3	4	-2	46	0	0	1	30	3.3
Chris Pronger	5	1	3	4	-2	10	0	0	0	11	9.1
Justin Papineau	11	2	1	3	-1	0	0	0	1	15	13.3
Mike Van Ryn	20	0	3	3	8	0	0	0	0	21	0.0
Valeri Bure (FLA)	46	5	21	26	-11	10	3	0	2	150	3.3
(STL)	5	0	2	2	-2	0	0	0	0	11	0.0
(TOTALS)	51	5	23	28	-13	10	3	0	2	161	3.1
Peter Sejna	1	1	0	1	0	0	1	0	0	3	33.3
Brent Johnson	38	0	1	1	0	2	0	0	0	0	0.0
Eric Nickulas	8	0	1	1	-2	6	0	0	0	3	0.0
Matt Walker	16	0	1	1	0	38	0	0	0	13	0.0
Christian Backman	4	0	0	0	-3	0	0	0	0	4	0.0
Tom Barrasso	6	0	0	0	0	0	0	0	0	0	0.0
Fred Brathwaite	30	0	0	0	0	0	0	0	0	0	0.0
Daniel Corso	1	0	0	0	-1	0	0	0	0	0	0.0
Reinhard Divis	2	0	0	0	0	0	0	0	0	0	0.0
Ryan Johnson (FLA)	58	2	5	7	-13	26	0	0	0	54	3.7
(STL)	17	0	0	0	0	12	0	0	0	13	0.0
(TOTALS)	75	2	5	7	-13	38	0	0	0	67	3.0
Chris Osgood (NYI)	37	0	0	0	0	12	0	0	0	0	0.0
(STL)	9	0	0	0	0	0	0	0	0	0	0.0
(TOTALS)	46	0	0	0	0	12	0	0	0	0	0.0
Cody Rudkowsky	1	0	0	0	0	0	0	0	0	0	0.0
Curtis Sanford	8	0	0	0	0	0	0	0	0	0	0.0
Sergei Varlamov	3	0	0	0	1	0	0	0	0	5	0.0

PLAYER	GP	W	L	T/O	GA	SA	SV%	GAA	SO	MIN
Brent Johnson	38	16	13	5	84	844	0.900	2.47	2	2,042
Fred Brathwaite	30	12	9	4	74	631	0.883	2.75	2	1,615
Curtis Sanford	8	5	1	0	13	148	0.912	1.96	1	397
Chris Osgood (NYI)	37	17	14	4	97	912	0.894	2.92	2	1,993
(STL)	9	4	3	2	27	241	0.888	3.05	2	532
(TOTALS)	46	21	17	6	124	1,153	0.892	2.95	4	2,525
Reinhard Divis	2	2	0	0	1	34	0.971	0.72	0	83
Cody Rudkowsky	1	1	0	0	0	10	1.000	0.00	0	30
Tom Barrasso	6	1	4	0	16	132	0.879	3.28	1	293

ALL-TIME TEAM & INDIVIDUAL RECORDS & STATS

2001-2002 GAME-BY-GAME (43-27-8-4, 98 pts, 2nd Central Division)

#	DATE	VERSUS	SCORE	RECORD	#	DATE	VERSUS	SCORE	RECORD
1	10/4	@ Columbus	3-3	T	0-0-1-0				
2	10/6	@ Nashville	2-2	T	0-0-2-0				
3	10/11	Los Angeles	5-6	L	0-1-2-0				
4	10/13	@ Toronto	5-2	W	1-1-2-0				
5	10/17	Dallas	2-2	T	1-1-3-0				
6	10/19	@ Minnesota	3-2	W OT	2-1-3-0				
7	10/20	Pittsburgh	2-1	W OT	3-1-3-0				
8	10/22	Calgary	2-3	L	3-2-3-0				
9	10/25	N.Y. Rangers	5-1	W	4-2-3-0				
10	10/27	@ Ottawa	1-4	L	4-3-3-0				
11	10/31	@ Colorado	1-0	W	5-3-3-0				
12	11/1	Carolina	4-3	W	6-3-3-0				
13	11/3	Washington	4-1	W	7-3-3-0				
14	11/6	San Jose	1-4	L	7-4-3-0				
15	11/8	Vancouver	3-1	W	8-4-3-0				
16	11/10	Phoenix	4-1	W	9-4-3-0				
17	11/13	@ Columbus	2-3	L OT	9-4-3-1				
18	11/15	@ Vancouver	1-2	L	9-5-3-1				
19	11/17	@ Calgary	0-2	L	9-6-3-1				
20	11/20	@ Edmonton	0-2	L	9-7-3-1				
21	11/23	@ Detroit	1-3	L	9-8-3-1				
22	11/24	Phoenix	5-3	W	10-8-3-1				
23	11/27	Ottawa	4-2	W	11-8-3-1				
24	11/29	@ Columbus	3-1	W	12-8-3-1				
25	12/1	Columbus	4-3	W	13-8-3-1				
26	12/2	@ Minnesota	4-4	T	13-8-4-1				
27	12/5	@ Phoenix	0-3	L	13-9-4-1				
28	12/6	@ Los Angeles	1-1	T	13-9-5-1				
29	12/8	Los Angeles	2-0	W	14-9-5-1				
30	12/12	@ Chicago	2-2	T	14-9-6-1				
31	12/13	Toronto	3-4	L OT	14-9-6-2				
32	12/15	Calgary	4-0	W	15-9-6-2				
33	12/18	@ Philadelphia	3-6	L	15-10-6-2				
34	12/21	@ Tampa Bay	3-4	L OT	15-10-6-3				
35	12/22	@ Florida	2-0	W	16-10-6-3				
36	12/26	Chicago	1-3	L	16-11-6-3				
37	12/28	Montreal	3-0	W	17-11-6-3				
38	12/30	Nashville	7-2	W	18-11-6-3				
39	1/1	@ New Jersey	1-2	L	18-12-6-3				
40	1/3	Columbus	4-2	W	19-12-6-3				
41	1/5	Dallas	5-2	W	20-12-6-3				
42	1/8	@ San Jose	6-2	W	21-12-6-3				
43	1/9	@ Anaheim	3-2	W	22-12-6-3				
44	1/12	@ Pittsburgh	4-1	W	23-12-6-3				
45	1/15	Edmonton	3-2	W	24-12-6-3				
46	1/17	Vancouver	5-4	W	25-12-6-3				
47	1/19	Boston	2-1	W OT	26-12-6-3				
48	1/21	@ Boston	4-3	W OT	27-12-6-3				
49	1/23	@ Buffalo	5-2	W	28-12-6-3				
50	1/25	@ Chicago	1-2	L	28-13-6-3				
51	1/26	Detroit	2-5	L	28-14-6-3				
52	1/28	Anaheim	0-1	L	28-15-6-3				
53	1/30	@ Washington	4-1	W	29-15-6-3				
54	2/5	@ N.Y. Islanders	3-4	L	29-16-6-3				
55	2/7	Edmonton	3-1	W	30-16-6-3				
56	2/9	Philadelphia	0-5	L	30-17-6-3				
57	2/12	Atlanta	3-0	W	31-17-6-3				
58	2/13	@ Colorado	1-3	L	31-18-6-3				
59	2/26	@ Vancouver	4-4	T	31-18-7-3				
60	2/28	@ Calgary	2-3	L	31-19-7-3				
61	3/2	@ Edmonton	1-1	T	31-19-8-3				
62	3/7	Minnesota	0-3	L	31-20-8-3				
63	3/9	Detroit	2-5	L	31-21-8-3				
64	3/11	Colorado	2-3	L	31-22-8-3				
65	3/13	@ San Jose	2-0	W	32-22-8-3				
66	3/14	@ Los Angeles	1-2	L	32-23-8-3				

PLAYER	GP	G	A	TP	+/-	PIM	PP	SH	GW	S	%
Pavol Demitra	82	35	43	78	13	46	11	0	10	212	16.5
Keith Tkachuk	73	38	37	75	21	117	13	0	7	244	15.6
Doug Weight	61	15	34	49	20	40	3	0	1	131	11.5
Chris Pronger	77	7	40	47	23	120	4	1	3	204	3.4
Al MacInnis	71	11	35	46	3	52	6	0	4	231	4.8
Cory Stillman	80	23	22	45	8	36	6	0	4	140	16.4
Scott Young	67	19	22	41	11	26	5	0	1	210	9.0
Scott Mellanby	64	15	26	41	-5	93	8	0	2	137	10.9
Dallas Drake	80	11	15	26	8	87	1	3	2	116	9.5
Alexander Khavanov	81	3	21	24	9	55	0	0	0	87	3.4
Jamal Mayers	77	9	8	17	9	99	0	1	0	105	8.6
Mike Eastwood	71	7	10	17	-2	41	0	0	2	60	11.7
Tyson Nash	64	6	7	13	2	100	0	0	1	66	9.1
Bryce Salvador	66	5	7	12	3	78	1	0	2	37	13.5
Sergei Varlamov	52	5	7	12	4	26	0	0	0	83	6.0
Daniel Corso	41	4	7	11	3	6	1	0	2	25	16.0
Ray Ferraro (ATL)	61	8	19	27	-32	66	2	0	0	72	11.1
(STL)	15	6	4	10	2	8	2	0	1	27	22.2
(TOTALS)	76	14	23	37	-30	74	4	0	1	99	14.1
Mike Keane	56	4	6	10	-2	22	1	0	0	47	8.5
Mike Van Ryn	48	2	8	10	10	18	0	0	1	52	3.8
Shjon Podein (COL)	41	6	6	12	0	39	0	1	2	43	14.0
(STL)	23	2	4	6	2	2	0	0	0	24	8.3
(TOTALS)	64	8	10	18	2	41	0	1	2	67	11.9
Jeff Finley	78	0	6	6	12	30	0	0	0	39	0.0
Reed Low	58	0	5	5	-3	160	0	0	0	25	0.0
Brent Johnson	58	0	4	4	0	2	0	0	0	1	0.0
Marc Bergevin	30	0	3	3	6	2	0	0	0	13	0.0
Sean Hill	23	0	3	3	1	28	0	0	0	29	0.0
Mark Rycroft	9	0	3	3	0	4	0	0	0	14	0.0
Rich Pilon	8	0	2	2	-1	9	0	0	0	3	0.0
Eric Boguniecki	8	0	1	1	-2	4	0	0	0	10	0.0
Christian Laflamme	8	0	1	1	3	4	0	0	0	6	0.0
Fred Brathwaite	25	0	0	0	0	0	0	0	0	1	0.0
Reinhard Divis	1	0	0	0	0	0	0	0	0	0	0.0
Ted Donato	2	0	0	0	-2	2	0	0	0	0	0.0
Barret Jackman	1	0	0	0	0	0	0	0	0	1	0.0
Justin Papineau	1	0	0	0	-2	0	0	0	0	0	0.0

PLAYER	GP	W	L	T/O	GA	SA	SV%	GAA	SO	MIN
Brent Johnson	58	34	20	4	127	1,293	0.902	2.18	5	3,491
Fred Brathwaite	25	9	11	4	54	543	0.901	2.24	2	1,446
Reinhard Divis	1	0	0	0	0	4	1.000	0.00	0	25



ST. LOUIS BLUES

2000-2001 GAME-BY-GAME (43-22-12-5, 103 pts, 2nd Central Division)

#	DATE	VERSUS	SCORE	RECORD
1	10/5	@ Phoenix	1-4	L 0-1-0-0
2	10/6	@ San Jose	4-1	W 1-1-0-0
3	10/8	@ Anaheim	5-1	W 2-1-0-0
4	10/11	@ Los Angeles	4-4	T 2-1-1-0
5	10/13	Minnesota	2-0	W 3-1-1-0
6	10/17	@ Detroit	1-2	L 3-2-1-0
7	10/19	Los Angeles	7-1	W 4-2-1-0
8	10/21	Chicago	1-0	W 5-2-1-0
9	10/26	Calgary	4-3	W 6-2-1-0
10	10/28	Dallas	4-3	OT W 7-2-1-0
11	10/29	@ Carolina	4-1	W 8-2-1-0
12	10/31	@ Nashville	4-2	W 9-2-1-0
13	11/2	Washington	2-0	W 10-2-1-0
14	11/4	Toronto	0-0	T 10-2-2-0
15	11/9	@ Colorado	3-3	T 10-2-3-0
16	11/11	@ Vancouver	5-2	W 11-2-3-0
17	11/14	@ Edmonton	0-3	L 11-3-3-0
18	11/16	Pittsburgh	4-3	W 12-3-3-0
19	11/18	Buffalo	4-1	W 13-3-3-0
20	11/21	Vancouver	3-4	L 13-4-3-0
21	11/24	@ Nashville	4-0	W 14-4-3-0
22	11/25	Phoenix	5-1	W 15-4-3-0
23	11/29	@ Toronto	6-5	OT W 16-4-3-0
24	12/2	Florida	5-2	W 17-4-3-0
25	12/5	Anaheim	1-0	W 18-4-3-0
26	12/9	Chicago	6-4	W 19-4-3-0
27	12/10	@ Chicago	6-1	W 20-4-3-0
28	12/15	@ Atlanta	6-3	W 21-4-3-0
29	12/16	Detroit	2-2	T 21-4-4-0
30	12/20	@ N.Y. Rangers	6-3	W 22-4-4-0
31	12/23	Anaheim	5-2	W 23-4-4-0
32	12/26	Columbus	5-0	W 24-4-4-0
33	12/28	Los Angeles	2-5	L 24-5-4-0
34	12/30	Phoenix	2-1	W 25-5-4-0
35	1/1	Edmonton	5-2	W 26-5-4-0
36	1/2	@ Ottawa	1-3	L 26-6-4-0
37	1/4	Nashville	2-4	L 26-7-4-0
38	1/6	Minnesota	5-1	W 27-7-4-0
39	1/8	Philadelphia	1-2	OT L 27-7-4-1
40	1/10	@ Anaheim	4-2	W 28-7-4-1
41	1/11	@ San Jose	6-3	L 28-8-4-1
42	1/13	@ Los Angeles	4-2	W 29-8-4-1
43	1/15	@ Phoenix	1-3	L 29-9-4-1
44	1/18	Edmonton	4-1	W 30-9-4-1
45	1/20	Vancouver	3-0	W 31-9-4-1
46	1/21	@ Nashville	1-3	L 31-10-4-1
47	1/23	@ Montreal	5-2	W 32-10-4-1
48	1/25	New Jersey	4-3	OT W 33-10-4-1
49	1/27	San Jose	3-4	OT L 33-10-4-2
50	1/29	Toronto	2-1	W 34-10-4-2
51	1/30	@ Boston	1-5	L 34-11-4-2
52	2/1	Columbus	2-2	T 34-11-5-2
53	2/6	@ Columbus	2-2	T 34-11-6-2
54	2/8	Tampa Bay	4-1	W 35-11-6-2
55	2/10	@ Colorado	4-3	OT W 36-11-6-2
56	2/11	@ Dallas	3-3	T 36-11-7-2
57	2/15	Calgary	4-1	W 37-11-7-2
58	2/16	@ Chicago	2-6	L 37-12-7-2
59	2/19	@ Florida	0-3	L 37-13-7-2
60	2/20	@ Tampa Bay	2-3	L 37-14-7-2
61	2/23	@ Detroit	2-4	L 37-15-7-2
62	2/24	Boston	3-2	OT W 38-15-7-2
63	2/26	San Jose	7-2	W 39-15-7-2
64	2/28	@ Edmonton	3-5	L 39-16-7-2
65	3/2	@ Vancouver	2-3	OT L 39-16-7-3
66	3/3	@ Calgary	2-3	OT L 39-16-7-4
67	3/6	@ Minnesota	3-3	T 39-16-8-4
68	3/8	Colorado	2-5	L 39-17-8-4
69	3/10	Detroit	2-2	T 39-17-9-4
70	3/13	@ Philadelphia	2-5	L 39-18-9-4
71	3/14	@ Minnesota	1-0	OT W 40-18-9-4
72	3/17	@ Calgary	2-2	T 40-18-10-4
73	3/20	N.Y. Islanders	3-4	OT L 40-18-10-5

#	DATE	VERSUS	SCORE	RECORD
74	3/22	Colorado	1-3	L 40-19-10-5
75	3/24	Chicago	5-1	W 41-19-10-5
76	3/25	@ Dallas	1-1	T 41-19-11-5
77	3/28	@ Detroit	2-5	L 41-20-11-5
78	3/31	@ Pittsburgh	3-5	L 41-21-11-5
79	4/1	@ Columbus	1-2	L 41-22-11-5
80	4/3	Carolina	2-2	T 41-22-12-5
81	4/5	Columbus	4-1	W 42-22-12-5
82	4/7	Nashville	1-0	W 43-22-12-5

PLAYER	GP	G	A	TP +/-	PIM	PPSH	GW	S	%
Pierre Turgeon	79	30	52	82	14	37	11	0	6 171 17.5
Scott Young	81	40	33	73	15	30	14	3	7 321 12.5
Al MacInnis	59	12	54	23	52	6	1	3	218 5.5
Chris Pronger	51	8	39	47	21	75	4	0	121 6.6
Pavol Demitra	44	20	25	45	27	16	5	0	5 124 16.1
Jochen Hecht	72	19	25	44	11	48	8	3	1 208 9.1
Dallas Drake	82	12	29	41	18	71	2	0	3 142 8.5
Craig Conroy (STL)	69	11	14	25	2	46	0	3	2 101 10.9
(CGY)	14	3	4	7	0	14	0	1	0 32 9.4
(TOTALS)	83	14	18	32	2	60	0	4	2 133 10.5
Michal Handzus (STL)	36	10	14	24	11	12	3	2	5 58 17.2
(PHX)	10	4	4	8	5	21	0	1	0 14 28.6
(TOTALS)	46	14	18	32	16	33	3	3	2 72 19.4
Alexander Khavanov	74	7	16	23	16	52	0	0	0 92 7.6
Mike Eastwood	77	6	17	23	4	28	0	2	1 51 11.8
Jamal Mayers	77	8	13	21	-3	117	0	0	0 132 6.1
Ladislav Nagy (STL)	40	8	8	16	-2	20	2	0	2 59 13.6
(PHX)	6	0	1	1	0	2	0	0	0 5 0.0
(TOTALS)	46	8	9	17	-2	22	2	0	2 64 12.5
Tyson Nash	57	8	7	15	8	110	0	1	0 113 7.1
Daniel Corso	28	10	3	13	0	14	5	0	4 42 23.8
Lubos Bartekco	50	5	8	13	-1	12	0	0	3 51 9.8
Marty Reasoner	41	4	9	13	-5	14	0	0	0 65 6.2
Sean Hill	48	1	10	11	5	51	0	0	0 47 2.1
Jeff Finley	72	2	8	10	7	38	0	0	0 35 5.7
Bryce Salvador	75	2	8	10	-4	69	0	0	1 60 3.3
Scott Mellanby (FLA)	40	4	9	13	-13	46	1	0	0 58 6.9
(STL)	23	7	1	8	0	25	2	0	3 37 18.9
(TOTALS)	63	11	10	21	-13	71	3	0	0 95 11.6
Keith Tkachuk (PHX)	64	29	42	71	6	108	15	0	4 230 12.6
(STL)	12	6	2	8	-3	14	2	0	1 41 14.6
(TOTALS)	76	35	44	79	3	122	17	0	5 271 12.9
Cory Stillman (CGY)	66	21	24	45	-6	45	7	0	4 148 14.2
(STL)	12	3	4	7	-2	6	3	0	0 26 11.5
(TOTALS)	78	24	28	52	-8	51	10	0	4 174 13.8
Todd Reirden	38	2	4	6	-2	43	1	0	0 58 3.4
Reed Low	56	1	5	6	4	159	0	0	0 31 3.2
Alexei Gusarov(NYR)	26	1	3	4	-2	6	0	0	0 21 4.8
(STL)	16	0	4	4	-3	6	0	0	0 10 0.0
(COL)	9	0	1	1	2	6	0	0	0 4 0.0
(TOTALS)	51	1	8	9	-3	18	0	0	0 35 2.9
Darren Rumble	12	0	4	4	7	27	0	0	0 11 0.0
Reid Simpson	38	2	1	3	-3	96	0	0	1 23 8.7
Vladimir Chebaturkin	22	1	2	3	5	26	0	0	0 5 20.0
Pascal Rheaume	8	2	0	2	-1	5	2	0	0 16 12.5
Peter Smrek (NYR)	14	0	3	3	1	12	0	0	0 9 0.0
(STL)	6	2	0	2	1	2	0	0	1 5 40.0
(TOTALS)	20	2	3	5	2	14	0	0	1 14 14.3
Roman Turek	54	0	1	1	0	6	0	0	0 0 0.0
Marc Bergevin (PIT)	36	1	4	5	5	26	0	0	0 11 9.1
(STL)	2	0	0	0	1	0	0	0	0 1 0.0
(TOTALS)	38	1	4	5	6	26	0	0	0 12 8.3
Eric Boguniecki	1	0	0	0	-1	0	0	0	0 1 0.0
Dale Clarke	3	0	0	0	1	0	0	0	0 5 0.0
Brent Johnson	31	0	0	0	0	2	0	0	0 0 0.0
Jaroslav Obsut	4	0	0	0	1	2	0	0	0 3 0.0
Dan Trebil	10	0	0	0	1	0	0	0	0 9 0.0
Mike Van Ryn	1	0	0	0	-2	0	0	0	0 1 0.0

PLAYER	GP	W	L	T/O	GA	SA	SV%	GAA	SO	MIN
Roman Turek	54	24	18	10	123	1,248	0.901	2.28	6	3,232
Brent Johnson	31	19	9	2	63	676	0.907	2.17	4	1,744

ALL-TIME TEAM & INDIVIDUAL RECORDS & STATS

1999-2000 GAME-BY-GAME (51-19-11-1, 114 pts, 1st Central Division)

#	DATE	VERSUS	SCORE	RECORD	#	DATE	VERSUS	SCORE	RECORD
1	10/2	Phoenix	1-2	L	0-1-0				
2	10/4	Los Angeles	2-3	L	0-2-0				
3	10/6	@ Calgary	4-1	W	1-2-0				
4	10/9	@ Edmonton	4-2	W	2-2-0				
5	10/13	@ Detroit	2-4	L	2-3-0				
6	10/16	Toronto	4-2	W	3-3-0				
7	10/19	Calgary	7-1	W	4-3-0				
8	10/21	Edmonton	3-2	OT W	5-3-0				
9	10/23	New Jersey	3-1	W	6-3-0				
10	10/27	@ New Jersey	1-2	L	6-4-0				
11	10/30	Detroit	5-4	OT W	7-4-0				
12	11/3	@ Colorado	0-5	L	7-5-0				
13	11/5	@ Edmonton	2-1	W	8-5-0				
14	11/7	@ Vancouver	6-1	W	9-5-0				
15	11/9	Dallas	2-5	L	9-6-0				
16	11/12	Edmonton	2-2	T	9-6-1				
17	11/13	@ N.Y. Islanders	5-3	W	10-6-1				
18	11/17	@ Toronto	3-2	W	11-6-1				
19	11/18	Florida	3-0	W	12-6-1				
20	11/20	San Jose	1-1	T	12-6-2				
21	11/22	Nashville	3-2	OT W	13-6-2				
22	11/24	@ Detroit	2-4	L	13-7-2				
23	11/26	@ Buffalo	2-0	W	14-7-2				
24	11/27	Chicago	8-3	W	15-7-2				
25	12/2	Nashville	3-1	W	16-7-2				
26	12/4	San Jose	4-2	W	17-7-2				
27	12/5	@ Philadelphia	2-3	L	17-8-2				
28	12/7	Carolina	2-4	L	17-9-2				
29	12/10	@ Nashville	4-2	W	18-9-2				
30	12/11	Dallas	4-2	W	19-9-2				
31	12/14	Calgary	1-1	T	19-9-3				
32	12/18	Boston	4-0	W	20-9-3				
33	12/21	@ Phoenix	6-0	W	21-9-3				
34	12/23	@ Nashville	2-2	T	21-9-4				
35	12/26	Nashville	2-3	L	21-10-4				
36	12/27	@ Colorado	1-5	L	21-11-4				
37	12/30	San Jose	2-1	OT W	22-11-4				
38	1/1	@ Washington	1-1	T	22-11-5				
39	1/3	@ N.Y. Rangers	5-2	W	23-11-5				
40	1/4	Los Angeles	2-2	T	23-11-6				
41	1/6	Montreal	4-3	W	24-11-6				
42	1/8	Vancouver	4-2	W	25-11-6				
43	1/11	@ San Jose	5-2	W	26-11-6				
44	1/13	@ Los Angeles	3-2	W	27-11-6				
45	1/14	@ Anaheim	1-3	L	27-12-6				
46	1/19	@ Pittsburgh	1-3	L	27-13-6				
47	1/21	@ Chicago	3-0	W	28-13-6				
48	1/22	N.Y. Rangers	1-4	L	28-14-6				
49	1/26	@ Ottawa	4-1	W	29-14-6				
50	1/28	@ Dallas	3-1	W	30-14-6				
51	1/29	Colorado	4-0	W	31-14-6				
52	2/1	@ Calgary	5-4	OT W	32-14-6				
53	2/3	Vancouver	5-2	W	33-14-6				
54	2/8	@ Detroit	4-1	W	34-14-6				
55	2/10	Detroit	0-2	L	34-15-6				
56	2/12	Anaheim	6-3	W	35-15-6				
57	2/15	Atlanta	4-1	W	36-15-6				
58	2/18	@ Nashville	2-1	W	37-15-6				
59	2/21	@ Anaheim	4-2	W	38-15-6				
60	2/23	@ San Jose	4-1	W	39-15-6				
61	2/25	Colorado	4-2	W	40-15-6				
62	2/27	Chicago	1-4	L	40-16-6				
63	2/29	Philadelphia	3-2	W	41-16-6				
64	3/2	@ Atlanta	5-2	W	42-16-6				
65	3/4	@ Florida	1-1	T	42-16-7				
66	3/7	Phoenix	4-0	W	43-16-7				
67	3/9	Vancouver	2-2	T	43-16-8				
68	3/11	Anaheim	1-1	T	43-16-9				
69	3/12	@ Dallas	2-4	L	43-17-9				
70	3/15	@ Phoenix	5-3	W	44-17-9				
71	3/17	@ Los Angeles	4-0	W	45-17-9				
72	3/20	Washington	2-1	W	46-17-9				
73	3/22	@ Carolina	2-1	W	46-17-9				
74	3/24	@ Tampa Bay	5-1	W	48-17-9				
75	3/26	@ Chicago	1-1	T	48-18-10				
76	3/29	Toronto	2-3	L	48-18-10				
77	3/30	@ Boston	3-2	W	49-18-10				
78	4/1	Detroit	0-0	T	49-18-11				
79	4/2	Ottawa	4-1	W	50-18-11				
80	4/5	Calgary	6-5	W	51-18-11				
81	4/7	Chicago	3-4	OT L	51-18-11-1				
82	4/9	@ Chicago	1-3	L	51-19-11-1				

PLAYER	GP	G	A	TP	+/-	PIM	PP	SH	GW	S	%
Pavol Demitra	71	28	47	75	34	8	8	0	4	241	11.6
Pierre Turgeon	52	26	40	66	30	8	8	0	3	139	18.7
Chris Pronger	79	14	48	62	52	92	8	0	3	192	7.3
Michal Handzus	81	25	28	53	19	44	3	4	5	166	15.1
Scott Young	75	24	15	39	12	18	6	1	7	244	9.8
Lubos Bartecho	67	16	23	39	24	51	3	0	3	75	21.3
Al MacInnis	61	11	28	39	20	34	6	0	7	245	4.5
Mike Eastwood	79	19	15	34	5	32	1	3	3	83	22.9
Jochen Hecht	63	13	21	34	20	28	5	0	1	140	9.3
Craig Conroy	79	12	15	27	5	36	1	2	3	98	12.2
Stephane Richer (STL)	36	8	17	25	7	14	4	0	1	63	12.7
(TBL)	20	7	5	12	2	4	1	0	0	47	14.9
(TOTALS)	68	14	14	28	-9	14	1	0	2	123	11.4
Todd Reirden	56	4	21	25	18	32	0	0	1	77	5.2
Marty Reasoner	32	10	14	24	9	20	3	0	0	51	19.6
Scott Pellerin	80	8	15	23	9	48	0	2	2	120	6.7
Jamal Mayers	79	7	10	17	0	90	0	0	0	99	7.1
Tyson Nash	66	4	9	13	6	150	0	1	1	68	5.9
Terry Yake (WSH)	35	6	5	11	2	12	1	0	1	29	20.7
(STL)	26	4	9	13	2	22	2	0	2	26	15.4
(TOTALS)	61	10	14	24	4	34	3	0	3	55	18.2
Dave Ellett	52	2	8	10	-4	12	0	0	1	41	4.9
Jeff Finley	74	2	8	10	26	38	0	0	2	31	6.5
Derek King (STL)	19	2	7	9	0	6	1	0	0	29	6.9
(TOR)	3	0	0	0	-2	2	0	0	0	4	0.0
(TOTALS)	22	2	7	9	-2	8	1	0	0	33	6.1
Marc Bergevin	81	1	8	9	27	75	0	0	0	54	1.9
Ricard Persson	41	0	8	8	-2	38	0	0	0	30	0.0
Ladislav Nagy	11	2	4	6	2	2	1	0	0	15	13.3
Geoff Courttnall	6	2	2	4	3	6	0	0	1	15	13.3
Bob Bassen	27	1	3	4	-3	26	0	0	0	26	3.8
Bryan Helmer	15	1	1	2	-3	10	1	0	1	19	5.3
Chris McAlpine (STL)	21	1	1	2	1	14	0	0	0	25	4.0
(TBL)	10	1	1	2	-5	10	0	0	0	5	20.0
(ATL)	3	0	0	0	-4	2	0	0	0	4	0.0
(TOTALS)	34	2	2	4	-8	26	0	0	0	34	5.9
Pascal Rheaume	7	1	1	2	-2	6	0	0	0	5	20.0
Kelly Chase	25	0	1	1	-5	118	0	0	0	14	0.0
Roman Turek	67	0	1	1	0	4	0	0	0	0	0.0
Derek Bekar	1	0	0	0	0	0	0	0	0	0	0.0
Jim Campbell	2	0	0	0	0	9	0	0	0	6	0.0
Jamie McLennan	19	0	0	0	0	2	0	0	0	0	0.0
Rudy Poeschek	12	0	0	0	-3	24	0	0	0	8	0.0

PLAYER	GP	W	L	T/O	GA	SA	SV%	GAA	SO	MIN
Roman Turek	67	42	15	9	129	1,470	0.912	1.95	7	3,960
Jamie McLennan	19	9	5	2	33	341	0.903	1.96	2	1,009



ST. LOUIS BLUES

1998-1999 GAME-BY-GAME (37-32-13, 87 pts, 2nd Central Division)

#	DATE	VERSUS	SCORE	RECORD	#	DATE	VERSUS	SCORE	RECORD		
1	10/10	@ Boston	3-3	T	0-0-1	71	3/25	@ Vancouver	4-1	W	31-29-11
2	10/12	@ N.Y. Rangers	4-2	W	1-0-1	72	3/26	@ Edmonton	1-2	L	31-30-11
3	10/16	@ Detroit	1-4	L	1-1-1	73	3/28	@ Chicago	1-3	L	31-31-11
4	10/17	N.Y. Islanders	0-1	L	1-2-1	74	4/1	Tampa Bay	3-0	W	32-31-11
5	10/22	@ Ottawa	5-3	W	2-2-1	75	4/3	Dallas	5-2	W	33-31-11
6	10/24	Calgary	4-3	W	3-2-1	76	4/5	@ Toronto	2-2	T	33-31-12
7	10/27	@ Philadelphia	1-2	L	3-3-1	77	4/7	@ Washington	4-2	W	34-31-12
8	10/29	Detroit	3-1	W	4-3-1	78	4/9	Detroit	1-1	T	34-31-13
9	10/31	Anaheim	2-2	T	4-3-2	79	4/11	Colorado	2-4	L	34-32-13
10	11/4	@ Anaheim	3-1	W	5-3-2	80	4/14	@ Anaheim	3-1	W	35-32-13
11	11/5	@ Los Angeles	2-2	T	5-3-3	81	4/15	@ Phoenix	6-4	W	36-32-13
12	11/7	@ San Jose	2-2	T	5-3-4	82	4/18	@ Los Angeles	3-2	W	37-32-13
13	11/10	Chicago	5-2	W	6-3-4						
14	11/11	@ Detroit	2-6	L	6-4-4						
15	11/14	Nashville	5-1	W	7-4-4						
16	11/19	@ Nashville	2-3	L	7-5-4						
17	11/21	Dallas	3-3	T	7-5-5						
18	11/24	Nashville	4-0	W	8-5-5						
19	11/27	San Jose	2-4	L	8-6-5						
20	11/28	Washington	4-2	W	9-6-5						
21	12/4	@ Colorado	0-2	L	9-7-5						
22	12/5	Colorado	1-3	L	9-8-5						
23	12/8	Buffalo	2-2	T	9-8-6						
24	12/12	Pittsburgh	3-4	L	9-9-6						
25	12/14	@ Colorado	0-0	T	9-9-7						
26	12/15	@ Dallas	3-7	L	9-10-7						
27	12/17	Phoenix	3-2	W	10-10-7						
28	12/19	Los Angeles	5-2	W	11-10-7						
29	12/22	@ N.Y. Islanders	3-3	T	11-10-8						
30	12/23	@ New Jersey	2-4	L	11-11-8						
31	12/26	Detroit	4-3	W	12-11-8						
32	12/28	@ Detroit	4-4	T	12-11-9						
33	1/1	@ Nashville	6-5	W	13-11-9						
34	1/2	N.Y. Rangers	0-1	L	13-12-9						
35	1/4	Vancouver	4-0	W	14-12-9						
36	1/7	Chicago	4-2	W	15-12-9						
37	1/9	@ Pittsburgh	1-2	L	15-13-9						
38	1/11	@ Montreal	1-3	L	15-14-9						
39	1/13	@ Buffalo	4-2	W	16-14-9						
40	1/16	@ Colorado	0-2	L	16-15-9						
41	1/19	@ Phoenix	2-4	L	16-16-9						
42	1/21	Toronto	2-4	L	16-17-9						
43	1/26	@ San Jose	3-0	W	17-17-9						
44	1/28	@ Vancouver	4-2	W	18-17-9						
45	1/30	@ Calgary	3-4	L	18-18-9						
46	2/1	@ Edmonton	4-3	W	19-18-9						
47	2/4	New Jersey	0-2	L	19-19-9						
48	2/6	Anaheim	3-4	L	19-20-9						
49	2/8	@ Florida	5-4	W	20-20-9						
50	2/10	@ Tampa Bay	5-4	W	21-20-9						
51	2/11	San Jose	1-5	L	21-21-9						
52	2/13	Edmonton	2-3	L	21-22-9						
53	2/15	Vancouver	8-1	W	22-22-9						
54	2/18	Florida	0-0	T	22-22-10						
55	2/20	Nashville	3-4	L	22-23-10						
56	2/22	Los Angeles	5-1	W	23-23-10						
57	2/24	Chicago	1-3	L	23-24-10						
58	2/26	@ Calgary	4-2	W	24-24-10						
59	2/28	@ Chicago	3-1	W	25-24-10						
60	3/2	@ Nashville	5-1	W	26-24-10						
61	3/4	Toronto	0-4	L	26-25-10						
62	3/7	@ Dallas	3-4	L	26-26-10						
63	3/9	Calgary	4-7	L	26-27-10						
64	3/11	Montreal	0-3	L	26-28-10						
65	3/13	Edmonton	6-4	W	27-28-10						
66	3/14	@ Chicago	5-2	W	28-28-10						
67	3/16	Philadelphia	5-2	W	29-28-10						
68	3/18	Phoenix	2-2	T	29-28-11						
69	3/20	Ottawa	2-3	L	29-29-11						
70	3/22	Carolina	5-2	W	30-29-11						

PLAYER	GP	G	A	TP	+/-	PIM	PP	SH	GW	S	S%
Pavol Demitra	82	37	52	89	13	16	14	0	10	259	14.3
Pierre Turgeon	67	31	34	65	4	36	10	0	5	193	16.1
Al MacInnis	82	20	42	62	33	70	11	1	2	314	6.4
Scott Young	75	24	28	52	8	27	8	0	4	205	11.7
Chris Pronger	67	13	33	46	3	113	8	0	0	172	7.6
Scott Pellerin	80	20	21	41	1	42	0	5	4	138	14.5
Craig Conroy	69	14	25	39	14	38	0	1	1	134	10.4
Mike Eastwood	82	9	21	30	6	36	0	0	0	76	11.8
Pascal Rheaume	60	9	18	27	-10	24	2	0	0	85	10.6
Terry Yake	60	9	18	27	-9	34	3	0	4	59	15.3
Jim Campbell	55	4	21	25	-8	41	1	0	0	99	4.0
Michel Picard	45	11	11	22	5	16	0	0	2	69	15.9
Lubos Barteccko	32	5	11	16	4	6	0	0	1	37	13.5
Michal Handzus	66	4	12	16	-3	30	0	0	0	78	5.1
Ricard Persson	54	1	12	13	4	94	0	0	0	52	1.9
Geoff Courttnall	24	5	7	12	2	28	1	0	2	60	8.3
Kelly Chase	45	3	7	10	2	143	0	0	1	25	12.0
Marty Reasoner	22	3	7	10	2	8	1	0	0	33	9.1
Jamal Mayers	34	4	5	9	-3	40	0	0	0	48	8.3
Tony Twist	63	2	6	8	0	149	0	0	0	23	8.7
Jamie Rivers	26	2	5	7	-3	47	1	0	0	78	2.6
Todd Gill	78	2	3	5	-6	16	1	0	0	36	5.6
Blair Atcheynum (NSH)	53	8	6	14	-10	16	2	0	1	70	11.4
(STL)	12	2	2	4	2	2	0	0	1	23	8.7
(TOTALS)	65	10	8	18	-8	18	2	0	2	93	10.8
Bryan Helmer (STL)	29	0	4	4	3	19	0	0	0	38	0.0
(PHX)	11	0	0	0	2	23	0	0	0	11	0.0
(TOTALS)	40	0	4	4	5	42	0	0	0	49	0.0
Jeff Finley (STL)	30	1	2	3	12	20	0	0	0	16	6.3
(NYR)	2	0	0	0	-1	0	0	0	0	0	0.0
(TOTALS)	32	1	2	3	11	20	0	0	0	16	6.3
Marc Bergevin	52	1	1	2	-14	99	0	0	0	40	2.5
Chris McAlpine	51	1	1	2	-10	50	0	0	0	56	1.8
Jim Carey	4	0	0	0	0	0	0	0	0	0	0.0
Rory Fitzpatrick	1	0	0	0	-3	2	0	0	0	0	0.0
Grant Fuhr	39	0	0	0	0	12	0	0	0	0	0.0
Jochen Hecht	3	0	0	0	-2	0	0	0	0	4	0.0
Brent Johnson	6	0	0	0	0	0	0	0	0	0	0.0
Jamie McLennan	33	0	0	0	0	0	0	0	0	0	0.0
Tyson Nash	2	0	0	0	-1	5	0	0	0	1	0.0
Rich Parent	10	0	0	0	0	2	0	0	0	0	0.0
Rudy Poeschek	16	0	0	0	0	33	0	0	0	8	0.0
Brad Shaw (STL)	12	0	0	0	0	4	0	0	0	10	0.0
(WSH)	4	0	0	0	0	4	0	0	0	5	0.0
(TOTALS)	16	0	0	0	0	8	0	0	0	15	0.0

PLAYER	GP	W	L	T/O	GA	SA	SV%	GAA	SO	MIN
Grant Fuhr	39	16	11	8	89	827	0.892	2.44	2	2,193
Jamie McLennan	33	13	14	4	70	640	0.891	2.38	3	1,763
Rich Parent	10	4	3	1	22	193	0.886	2.54	1	519
Brent Johnson	6	3	2	0	10	127	0.921	2.10	0	286
Jim Carey	4	1	2	0	13	76	0.829	3.86	0	202

ALL-TIME TEAM & INDIVIDUAL RECORDS & STATS

1997-1998 GAME-BY-GAME (45-29-8, 98 pts, 3rd Central Division)

#	DATE	VERSUS	SCORE	RECORD
1	10/1	Buffalo	1-3	L 0-1-0
2	10/3	Phoenix	7-2	W 1-1-0
3	10/4	@ Dallas	2-1	W 2-1-0
4	10/9	Los Angeles	3-2	OT W 3-1-0
5	10/11	Florida	5-3	W 4-1-0
6	10/13	Carolina	3-1	W 5-1-0
7	10/17	@ Chicago	2-0	W 6-1-0
8	10/18	N.Y. Rangers	5-3	W 7-1-0
9	10/20	@ Detroit	3-3	T 7-1-1
10	10/22	@ Carolina	3-4	L 7-2-1
11	10/23	Vancouver	4-1	W 8-2-1
12	10/25	Washington	5-2	W 9-2-1
13	10/29	@ Philadelphia	3-2	W 10-2-1
14	10/30	Colorado	2-2	T 10-2-2
15	11/1	San Jose	2-0	W 11-2-2
16	11/3	Philadelphia	1-5	L 11-3-2
17	11/6	@ Chicago	1-2	L 11-4-2
18	11/8	@ Colorado	1-4	L 11-5-2
19	11/10	@ Dallas	7-1	W 12-5-2
20	11/13	Boston	4-2	W 13-5-2
21	11/15	Detroit	5-2	W 14-5-2
22	11/17	@ Toronto	3-2	W 15-5-2
23	11/20	Edmonton	0-3	L 15-6-2
24	11/22	Anaheim	0-2	L 15-7-2
25	11/25	@ Phoenix	2-3	L 15-8-2
26	11/27	Los Angeles	2-2	T 15-8-3
27	11/29	@ N.Y. Islanders	2-4	L 15-9-3
28	12/2	@ New Jersey	3-1	W 16-9-3
29	12/4	Toronto	4-3	W 17-9-3
30	12/6	Calgary	4-3	OT W 18-9-3
31	12/8	Vancouver	5-1	W 19-9-3
32	12/10	@ Montreal	3-4	OT L 19-10-3
33	12/11	@ Ottawa	2-1	W 20-10-3
34	12/13	Edmonton	1-4	L 20-11-3
35	12/15	Ottawa	1-3	L 20-12-3
36	12/18	New Jersey	4-4	T 20-12-4
37	12/20	Pittsburgh	4-1	W 21-12-4
38	12/22	@ Tampa Bay	2-2	T 21-12-5
39	12/23	@ Florida	3-2	W 22-12-5
40	12/26	Chicago	1-4	L 22-13-5
41	12/27	Anaheim	5-5	T 22-13-6
42	12/29	@ Washington	2-4	L 22-14-6
43	12/31	@ Detroit	2-5	L 22-15-6
44	1/3	Calgary	4-3	W 23-15-6
45	1/6	@ San Jose	5-1	W 24-15-6
46	1/7	@ Vancouver	3-2	W 25-15-6
47	1/10	@ Calgary	5-1	W 26-15-6
48	1/12	@ Edmonton	1-2	L 26-16-6
49	1/14	Dallas	1-2	OT L 26-17-6
50	1/20	@ N.Y. Rangers	1-3	L 26-18-6
51	1/22	N.Y. Islanders	3-3	T 26-18-7
52	1/24	@ Chicago	4-5	L 26-19-7
53	1/26	@ Pittsburgh	2-4	L 26-20-7
54	1/27	@ Buffalo	3-3	T 26-20-8
55	1/29	Toronto	2-0	W 27-20-8
56	1/31	Dallas	6-3	W 28-20-8
57	2/4	@ Toronto	2-3	L 28-21-8
58	2/5	@ Boston	3-1	W 29-21-8
59	2/7	Detroit	4-1	W 30-21-8
60	2/26	@ San Jose	1-3	L 30-22-8
61	2/28	@ Los Angeles	5-2	W 31-22-8
62	3/1	@ Anaheim	6-2	W 32-22-8
63	3/3	Chicago	5-3	W 33-22-8
64	3/5	Montreal	4-0	W 34-22-8
65	3/7	Dallas	2-1	W 35-22-8
66	3/9	@ Vancouver	4-0	W 36-22-8
67	3/11	@ Colorado	2-3	L 36-23-8
68	3/14	Phoenix	0-2	L 36-24-8
69	3/21	@ Edmonton	0-2	L 36-25-8

#	DATE	VERSUS	SCORE	RECORD
70	3/22	@ Calgary	3-5	L 36-26-8
71	3/26	Tampa Bay	3-2	W 37-26-8
72	3/28	Detroit	3-2	W 38-26-8
73	3/30	San Jose	6-2	W 39-26-8
74	4/1	@ Toronto	6-4	W 40-26-8
75	4/4	Colorado	4-1	W 41-26-8
76	4/7	@ Detroit	3-5	L 41-27-8
77	4/9	Chicago	3-2	W 42-27-8
78	4/11	Phoenix	3-4	L 42-28-8
79	4/12	@ Dallas	3-4	L 42-28-8
80	4/16	@ Los Angeles	7-3	W 43-29-8
81	4/18	@ Phoenix	5-4	W 44-29-8
82	4/19	@ Anaheim	5-3	W 45-29-8

PLAYER	GP	G	A	TP	+/-	PIM	PP	SH	GW	S	%	
Brett Hull	66	27	45	72	-1	26	10	0	6	211	12.8	
Pierre Turgeon	60	22	46	68	13	24	6	0	4	140	15.7	
Geoff Courtnall	79	31	31	62	12	94	6	0	5	189	16.4	
Steve Duchesne	80	14	42	56	9	32	5	1	1	153	9.2	
Pavol Demitra	61	22	30	52	11	22	4	4	6	147	15.0	
Al MacInnis	71	19	30	49	6	80	9	1	2	227	8.4	
Craig Conroy	81	14	29	43	20	46	0	3	1	118	11.9	
Jim Campbell	76	22	19	41	0	55	7	0	6	147	15.0	
Chris Pronger	81	9	27	36	47	180	1	0	2	145	6.2	
Scott Pellerin	80	8	21	29	14	62	1	1	0	96	8.3	
Blair Atcheynum	61	11	15	26	5	10	1	3	103	10.7		
Terry Yake	65	10	15	25	1	38	3	0	4	60	16.7	
Darren Turcotte	62	12	6	18	6	26	3	0	1	75	16.0	
Pascal Rheumeau	48	6	9	15	4	35	1	0	0	45	13.3	
Joe Murphy	27	4	9	13	8	22	2	0	0	52	7.7	
Harry York	58	4	6	10	0	31	0	0	0	42	9.5	
Mark Bergevin	81	3	7	10	-2	90	0	0	0	40	7.5	
Chris McAlpine	54	3	7	10	14	36	0	0	0	35	8.6	
Todd Gill	(SJS)	64	8	13	21	-13	31	4	0	1	100	8.0
	(STL)	11	5	4	9	2	10	3	0	1	22	22.7
(TOTALS)	75	13	17	30	-11	41	7	0	2	122	10.7	
Michel Picard	16	1	8	9	3	29	0	0	0	19	5.3	
Rudy Poeschek	50	1	7	8	-5	64	0	0	0	29	3.4	
Kelly Chase	67	4	3	7	10	231	0	0	1	29	13.8	
Jamie Rivers	59	2	4	6	5	36	1	0	1	53	3.8	
Tony Twist	60	1	1	2	-4	105	0	0	0	17	5.9	
Grant Fuhr	58	0	2	2	0	6	0	0	0	0	0.0	
Chris Kenady	5	0	2	2	1	0	0	0	0	3	0.0	
Mike Eastwood	(NYR)	48	5	10	-2	16	0	0	0	34	14.7	
(STL)	10	1	0	1	0	6	0	0	1	4	25.0	
(TOTALS)	58	6	5	11	-2	22	0	0	1	38	15.8	
Libor Zabransky	6	0	1	1	-3	6	0	0	0	2	0.0	
Jamie McLennan	30	0	0	0	0	4	0	0	0	0	0.0	
Rich Parent	1	0	0	0	0	0	0	0	0	0	0.0	
Ricard Persson	1	0	0	0	0	0	0	0	0	0	0.0	

PLAYER	GP	W	L	T/O	GA	SA	SV%	GAA	SO	MIN
Grant Fuhr	58	29	21	6	138	1,354	0.898	2.53	3	3,274
Jamie McLennan	30	16	8	2	60	618	0.903	2.17	2	1,658
Rich Parent	1	0	0	0	0	1	1.000	0.00	0	12



ST. LOUIS BLUES

1996-1997 GAME-BY-GAME (36-35-11, 83 pts, 4th Central Division)

#	DATE	VERSUS	SCORE	RECORD	#	DATE	VERSUS	SCORE	RECORD		
1	10/4	Colorado	4-2	W	1-0-0	71	3/17	@ Phoenix	2-3	L	30-32-9
2	10/6	Chicago	1-4	L	1-1-0	72	3/20	Hartford	4-1	W	31-32-9
3	10/9	@ Calgary	3-1	W	2-1-0	73	3/23	Dallas	1-4	L	31-33-9
4	10/11	@ Edmonton	3-1	W	3-1-0	74	3/25	@ Washington	2-3	L	31-34-9
5	10/12	@ Vancouver	3-5	L	3-2-0	75	3/27	Los Angeles	2-1	W	32-34-9
6	10/14	@ Chicago	4-6	L	3-3-0	76	3/30	Philadelphia	3-2	W	33-34-9
7	10/17	Toronto	6-1	W	4-3-0	77	4/1	@ Detroit	1-1	T	33-34-10
8	10/18	@ N.Y. Rangers	1-2	L	4-4-0	78	4/3	N.Y. Islanders	5-5	T	33-34-11
9	10/20	San Jose	2-3	L	4-5-0	79	4/6	New Jersey	0-2	L	33-35-11
10	10/22	@ Phoenix	2-1	W	5-5-0	80	4/9	@ Chicago	1-0	W	34-35-11
11	10/26	Washington	4-6	L	5-6-0	81	4/10	Toronto	5-1	W	35-35-11
12	10/30	@ Colorado	3-6	L	5-7-0	82	4/13	@ Detroit	3-1	W	36-35-11
13	11/1	Buffalo	2-4	L	5-8-0						
14	11/3	Dallas	6-3	W	6-8-0						
15	11/5	@ Toronto	3-6	L	6-9-0						
16	11/8	@ Vancouver	4-2	W	7-9-0						
17	11/9	@ Calgary	3-2	W	8-9-0						
18	11/14	Tampa Bay	5-3	W	9-9-0						
19	11/16	Calgary	2-0	W	10-9-0						
20	11/17	Anaheim	4-2	W	11-9-0						
21	11/19	@ Pittsburgh	2-4	L	11-10-0						
22	11/21	Phoenix	4-3	W	12-10-0						
23	11/23	Florida	1-3	L	12-11-0						
24	11/27	@ Anaheim	3-2	W	13-11-0						
25	12/1	San Jose	3-4	L	13-12-0						
26	12/3	@ Toronto	0-2	L	13-13-0						
27	12/5	Phoenix	0-3	L	13-14-0						
28	12/6	@ Colorado	4-3	W	14-14-0						
29	12/8	@ Edmonton	3-2	W	15-14-0						
30	12/11	@ Dallas	5-5	T	15-14-1						
31	12/13	Chicago	1-4	L	15-15-1						
32	12/15	Vancouver	0-8	L	15-16-1						
33	12/17	@ Hartford	3-5	L	15-17-1						
34	12/19	Pittsburgh	0-4	L	15-18-1						
35	12/21	@ Philadelphia	0-4	L	15-19-1						
36	12/22	Los Angeles	7-4	W	16-19-1						
37	12/26	@ Chicago	4-4	T	16-19-2						
38	12/27	Toronto	2-3	L	16-20-2						
39	12/29	Boston	4-2	W	17-20-2						
40	1/2	Montreal	2-2	T	17-20-3						
41	1/3	@ Buffalo	2-2	T	17-20-4						
42	1/5	@ New Jersey	5-3	W	18-20-4						
43	1/7	Edmonton	2-5	L	18-21-4						
44	1/9	@ San Jose	4-3	W	19-21-4						
45	1/11	@ Los Angeles	1-2	L	19-22-4						
46	1/15	@ Phoenix	4-1	W	20-22-4						
47	1/20	@ N.Y. Islanders	6-4	W	21-22-4						
48	1/23	Vancouver	4-3	W	22-22-4						
49	1/25	@ Montreal	8-1	W	23-22-4						
50	1/27	Anaheim	1-4	L	23-23-4						
51	1/29	@ Toronto	4-0	W	24-23-4						
52	1/30	@ Ottawa	5-2	W	25-23-4						
53	2/1	Detroit	1-4	L	25-24-4						
54	2/4	@ Detroit	1-1	T	25-24-5						
55	2/6	Dallas	6-4	W	26-24-5						
56	2/8	@ Boston	3-3	T	26-24-6						
57	2/10	Phoenix	2-4	L	26-25-6						
58	2/13	N.Y. Rangers	4-1	W	27-25-6						
59	2/15	Colorado	2-5	L	27-26-6						
60	2/17	Chicago	4-2	W	28-26-6						
61	2/20	Ottawa	1-1	T	28-26-7						
62	2/22	Detroit	2-2	T	28-26-8						
63	2/23	Calgary	3-5	L	28-27-8						
64	2/25	@ Tampa Bay	2-3	L	28-28-8						
65	2/27	@ Florida	2-3	L	28-29-8						
66	3/5	@ Dallas	2-3	L	28-30-8						
67	3/9	Edmonton	1-4	L	28-31-8						
68	3/11	@ San Jose	4-3	W	29-31-8						
69	3/13	@ Los Angeles	4-2	W	30-31-8						
70	3/14	@ Anaheim	4-4	T	30-31-9						

PLAYER	GP	G	A	TP	+/-	PIM	PP	SH	GW	S	%
Brett Hull	77	42	40	82	-9	10	12	2	6	302	13.9
Pierre Turgeon (STL)	69	25	49	74	4	12	5	0	7	194	12.9
(MTL)	9	1	10	11	4	2	0	0	0	22	4.5
(TOTALS)	78	26	59	85	8	14	5	0	7	216	12.0
Geoff Courtnall	82	17	40	57	3	86	4	0	2	203	8.4
Joe Murphy	75	20	25	45	-1	69	4	1	2	151	13.2
Jim Campbell	68	23	20	43	3	68	5	0	6	169	13.6
Al MacInnis	72	13	30	43	2	65	6	1	1	296	4.4
Stephane Matteau	74	16	20	36	11	50	1	2	2	98	16.3
Chris Pronger	79	11	24	35	15	143	4	0	0	147	7.5
Harry York	74	14	18	32	1	24	3	1	3	86	16.3
Igor Kravchuk	82	4	24	28	7	35	1	0	0	142	2.8
Robert Petrovicky	44	7	12	19	2	10	0	0	1	54	13.0
Scott Pellerin	54	8	10	18	12	35	0	2	2	76	10.5
Craig Conroy	61	6	11	17	0	43	0	0	1	74	8.1
Peter Zezel	35	4	9	13	6	12	0	0	1	49	8.2
Ricard Persson (STL)	53	4	8	12	-2	45	1	0	0	68	5.9
(NJD)	1	0	0	0	0	0	0	0	0	2	0.0
(TOTALS)	54	4	8	12	-2	45	3	0	0	70	5.7
Craig MacTavish	50	2	5	7	-12	33	0	0	0	26	7.7
Brian Noonan	13	2	5	7	2	0	0	0	0	13	15.4
Jamie Rivers	15	2	5	7	-4	6	1	0	0	9	22.2
Libor Zabransky	34	1	5	6	-1	44	0	0	1	26	3.8
Mike Peluso (STL)	44	2	3	5	0	158	0	0	0	23	8.7
(NJD)	20	0	2	2	0	68	0	0	0	14	0.0
(TOTALS)	64	2	5	7	0	226	0	0	0	37	5.4
Sergio Momesso (STL)	31	1	3	4	-4	37	0	0	0	32	3.1
(NJR)	9	0	0	0	-2	11	0	0	0	11	0.0
(TOTALS)	40	1	3	4	-6	48	0	0	0	43	2.3
Marc Bergevin	82	0	4	4	-9	53	0	0	0	30	0.0
Pavol Demitra	8	3	0	3	0	2	2	0	1	15	20.0
Shayne Corson	11	2	1	3	-4	24	1	0	0	19	10.5
Stephen Leach	17	2	1	3	-2	24	0	0	0	33	6.1
Konstantin Shafranov	5	2	1	3	1	0	0	0	0	8	25.0
Rob Pearson	18	1	2	3	-5	37	0	0	0	14	7.1
Tony Twist	64	1	2	3	-8	121	0	0	0	21	4.8
Murray Baron	11	0	2	2	-4	11	0	0	0	7	0.0
Grant Fuhr	73	0	2	2	0	6	0	0	0	0	0.0
Trent Yawney	39	0	2	2	2	17	0	0	0	8	0.0
Yuri Khmylev	2	1	0	1	-1	2	0	0	0	3	33.3
Gary Leeman	2	0	1	1	0	0	0	0	0	3	0.0
Jamal Mayers	6	0	1	1	-3	2	0	0	0	7	0.0
Christer Olsson	5	0	1	1	1	0	0	0	0	2	0.0
Jon Casey	15	0	0	0	0	0	0	0	0	0	0.0
Rory Fitzpatrick (MTL)	6	0	1	1	-4	8	0	0	0	6	0.0
(STL)	2	0	0	0	-2	2	0	0	0	1	0.0
(TOTALS)	8	0	1	1	-4	8	0	0	0	6	0.0
Chris McAlpine	15	0	0	0	-2	24	0	0	0	3	0.0
Alexander Vasilevski	3	0	0	0	-1	2	0	0	0	3	0.0

PLAYER	GP	W	L	T/O	GA	SA	SV%	GAA	SO	MIN
Grant Fuhr	73	33	27	11	193	1,940	0.901	2.72	3	4,261
Jon Casey	15	3	8	0	40	299	0.866	3.39	0	707

ALL-TIME TEAM & INDIVIDUAL RECORDS & STATS

1995-1996 GAME-BY-GAME (32-34-16, 80 pts, 4th Central Division)

#	DATE	VERSUS	SCORE	RECORD	#	DATE	VERSUS	SCORE	RECORD
1	10/7	@ Washington	1-4	L	0-1-0				
2	10/10	Edmonton	5-3	W	1-1-0				
3	10/12	@ Dallas	3-1	W	2-1-0				
4	10/14	Colorado	4-1	W	3-1-0				
5	10/17	Boston	4-7	L	3-2-0				
6	10/19	Dallas	1-1	T	3-2-1				
7	10/21	Chicago	1-4	L	3-3-1				
8	10/22	@ Buffalo	2-5	L	3-4-1				
9	10/25	@ Hartford	4-2	W	4-4-1				
10	10/27	Anaheim	4-2	W	5-4-1				
11	10/29	Washington	1-3	L	5-5-1				
12	11/1	@ Anaheim	0-3	L	5-6-1				
13	11/4	@ San Jose	3-7	L	5-7-1				
14	11/7	Los Angeles	0-1	L	5-8-1				
15	11/10	Winnipeg	3-2	W	6-8-1				
16	11/11	@ N.Y. Islanders	4-1	W	7-8-1				
17	11/14	N.Y. Rangers	1-1	T	7-8-2				
18	11/16	San Jose	3-1	W	8-8-2				
19	11/18	@ Boston	2-5	L	8-9-2				
20	11/21	@ Toronto	2-5	L	8-10-2				
21	11/23	Vancouver	2-3	L	8-11-2				
22	11/25	Toronto	2-2	T	8-11-3				
23	11/27	Buffalo	0-2	L	8-12-3				
24	11/29	Montreal	5-4	W	9-12-3				
25	11/30	@ Winnipeg	4-1	W	10-12-3				
26	12/2	@ Edmonton	7-3	W	11-12-3				
27	12/5	@ Calgary	1-1	T	11-12-3				
28	12/8	@ Vancouver	6-3	W	12-12-4				
29	12/9	@ Los Angeles	2-1	W	13-12-4				
30	12/12	Detroit	2-5	L	13-13-4				
31	12/14	Calgary	3-3	T	13-13-5				
32	12/16	San Jose	3-2	W	14-13-5				
33	12/19	N.Y. Islanders	4-1	W	15-13-5				
34	12/22	@ Colorado	1-2	L	15-14-5				
35	12/23	@ Winnipeg	1-2	L	15-15-5				
36	12/26	@ Detroit	2-3	L	15-16-5				
37	12/28	Dallas	4-1	W	16-16-5				
38	12/30	Toronto	3-4	OT L	16-17-5				
39	1/4	@ Chicago	3-1	W	17-17-5				
40	1/6	Pittsburgh	3-2	W	18-17-5				
41	1/9	@ New Jersey	2-4	L	18-18-5				
42	1/11	@ Philadelphia	4-4	T	18-18-6				
43	1/13	@ Montreal	3-3	T	18-18-7				
44	1/14	@ N.Y. Rangers	3-3	T	18-18-8				
45	1/16	Edmonton	1-5	L	18-19-8				
46	1/24	@ Winnipeg	6-5	W	19-19-8				
47	1/27	Tampa Bay	2-1	W	20-19-8				
48	1/29	@ Ottawa	2-4	L	20-20-8				
49	1/31	@ Toronto	4-0	W	21-20-8				
50	2/1	Vancouver	2-2	T	21-20-9				
51	2/3	Philadelphia	3-7	L	21-21-9				
52	2/6	Dallas	2-5	L	21-22-9				
53	2/8	Chicago	1-6	L	21-23-9				
54	2/10	@ Dallas	6-3	W	22-23-9				
55	2/11	@ Florida	2-2	T	22-23-10				
56	2/13	@ Tampa Bay	3-2	W	23-23-10				
57	2/16	Detroit	4-3	W	24-23-10				
58	2/18	Winnipeg	3-0	W	25-23-10				
59	2/20	Ottawa	1-7	L	25-24-10				
60	2/22	@ Chicago	4-3	OT W	26-24-10				
61	2/24	Los Angeles	2-2	T	26-24-11				
62	2/29	@ Vancouver	2-2	T	26-24-12				
63	3/3	@ Edmonton	4-3	W	27-24-12				
64	3/5	Florida	2-0	W	28-24-12				
65	3/7	Calgary	2-4	L	28-25-12				
66	3/9	Hartford	6-3	W	29-25-12				
67	3/12	@ Calgary	4-2	W	29-26-12				
68	3/15	@ San Jose	4-2	W	30-26-12				
69	3/17	@ Anaheim	1-5	L	30-27-12				
70	3/18	@ Los Angeles	3-1	W	31-27-12				
71	3/20	@ Dallas	1-2	L	31-28-12				
72	3/22	Anaheim	1-6	L	31-29-12				
73	3/24	Detroit	2-2	T	31-29-13				
74	3/26	@ Pittsburgh	4-8	L	31-30-13				
75	3/28	New Jersey	4-4	T	31-30-14				
76	3/31	@ Detroit	1-8	L	31-31-14				
77	4/3	@ Colorado	6-3	W	32-31-14				
78	4/4	Toronto	1-3	L	32-32-14				

PLAYER	GP	G	A	TP	+/-	PIM	PP	SH	GW	S	%	
Brett Hull	70	43	40	83	4	30	16	5	6	327	13.1	
Al MacInnis	82	17	44	61	5	88	9	1	1	317	5.4	
Shayne Corson	77	18	28	46	3	192	13	0	0	150	12.0	
Dale Hawerchuk	66	13	28	41	5	22	5	0	1	136	9.6	
Geoff Courtnall	69	24	16	40	-9	101	7	1	1	228	10.5	
Brian Noonan	81	13	22	35	2	84	3	1	6	131	9.9	
Chris Pronger	78	7	18	25	-18	110	3	1	1	138	5.1	
Adam Creighton	61	11	10	21	0	78	2	0	3	98	11.2	
Wayne Gretzky (LAK)	62	15	66	81	-7	32	5	0	2	144	10.4	
(STL)	18	8	13	21	-6	2	1	1	1	51	15.7	
(TOTALS)	80	23	79	102	-13	34	6	1	3	195	11.8	
Peter Zezel	57	8	13	21	-2	12	2	0	1	87	9.2	
Stephane Matteau(STL)	47	13	20	-2	65	3	2	0	2	104	10.0	
(NJR)	32	4	2	6	-4	22	1	0	0	39	10.3	
(TOTALS)	78	11	15	26	-8	87	4	0	2	109	10.1	
Craig Johnson	49	8	7	15	-4	30	1	0	0	69	11.6	
Mike Hudson	32	3	12	15	7	26	0	0	0	32	9.4	
(TOR)	27	2	0	2	-5	29	0	0	0	27	7.4	
(TOTALS)	59	5	12	17	2	55	0	0	0	59	8.5	
Igor Kravchuk	(STL)	40	3	12	15	-6	24	0	0	114	2.6	
(EDM)	26	4	4	8	-13	10	3	0	0	59	6.8	
(TOTALS)	66	7	16	23	-19	34	3	0	1	173	4.0	
Jeff Norton	36	4	7	11	4	26	0	1	3	33	12.1	
Murray Baron	82	2	9	11	3	190	0	0	0	86	2.3	
Rob Pearson	27	6	4	10	4	54	1	0	1	51	11.8	
Christy Olsson	26	2	8	10	-6	14	2	0	0	32	6.3	
Ian Laperriere	33	3	6	9	-4	87	1	0	1	31	9.7	
David Roberts	28	1	6	7	-7	12	1	0	1	35	2.9	
Stephen Leach	(BOS)	59	9	13	22	-4	86	1	0	124	7.3	
(STL)	14	2	4	6	-3	22	0	0	0	33	6.1	
(TOTALS)	73	11	17	28	-7	108	1	0	2	157	7.0	
Tony Twist	51	3	2	5	-1	100	0	0	1	12	25.0	
Roman Vopat	25	2	3	5	-8	48	1	0	1	33	6.1	
Esa Tikkanen	11	1	4	5	1	18	0	1	0	19	5.3	
Glenn Anderson	(EDM)	17	4	6	10	0	27	0	0	1	36	11.1
(STL)	15	2	2	4	-11	6	2	0	0	35	5.7	
(TOTALS)	32	6	8	14	-11	33	2	0	1	71	8.5	
J.J. Daigneault	37	1	3	4	-9	24	0	0	0	45	2.2	
Denis Chasse	42	3	0	3	-9	108	1	0	1	25	12.0	
Patrice Tardif	23	3	3	3	-2	12	0	0	1	21	14.3	
Jay Wells	76	0	3	3	-8	67	0	0	0	24	0.0	
Basil McRae	18	1	1	2	-5	40	0	0	0	5	20.0	
Paul Broten	17	0	1	1	-1	4	0	0	0	11	0.0	
Dallas Eakins	16	0	1	1	-2	34	0	0	0	6	0.0	
Grant Fuhr	79	0	1	1	0	8	0	0	0	0	0.0	
Greg Gilbert	17	0	1	1	-1	8	0	0	0	9	0.0	
Yuri Khmylev	(BUF)	66	8	20	28	-12	40	5	1	123	6.5	
(STL)	7	0	1	1	-5	0	0	0	0	13	0.0	
(TOTALS)	73	8	21	29	-17	40	5	1	1	136	5.9	
Craig MacTavish	(PHI)	55	5	8	13	-3	62	0	0	1	42	11.9
(STL)	13	0	1	1	-6	8	0	0	0	16	0.0	
(TOTALS)	68	5	9	14	-9	70	0	0	1	58	8.6	
Jon Casey	9	0	0	0	0	0	0	0	0	0	0.0	
Donald Dufresne	3	0	0	0	-2	4	0	0	0	1	0.0	
Charlie Huddy	(BUF)	52	5	5	10	-5	59	2	0	1	57	8.8
(STL)	12	0	0	0	-7	6	0	0	0	13	0.0	
(TOTALS)	64	5	5	10	-12	65	2	0	1	70	7.1	
Pat Jablonski	1	0	0	0	0	0	0	0	0	0	0.0	
Fred Knipscheer	1	0	0	0	0	2	0	0	0	2	0.0	
Bruce Racine	11	0	0	0	0	2	0	0	0	0	0.0	
Jamie Rivers	3	0	0	0	-1	2	0	0	0	5	0.0	
Kevin Sawyer	6	0	0	0	-2	23	0	0	0	1	0.0	
Ken Sutton	(EDM)	32	0	8	8	-13	43	0	0	0	41	0.0
(STL)	6	0	0	0	-1	4	0	0	0	3	0.0	
(TOTALS)	38	0	8	8	-13	43	0	0	0	41	0.0	
Alexander Vasilevski	1	0	0	0	-1	0	0	0	0	0	0.0	

PLAYER	GP	W	L	T/O	GA	SA	SV%	GAA	SO	MIN
Grant Fuhr	79	30	28	16	209	2,157	0.903	2.87	3	4,365
Jon Casey	9	2	3	0	25	180	0.861	3.80	0	395
Pat Jablonski	(MTL)	23	5	9	6	62	0.908	2.94	0	1,264
(STL)	1	0	0	1	5	0.800	7.50	0	8	
(TOTALS)	24	5	9	6	63	681	0.907	2.97	0	1,272
Bruce Racine	11	0	3	0	12	101	0.881	3.13	0	230



ST. LOUIS BLUES

1994-1995 GAME-BY-GAME (28-15-5, 61 pts, 2nd Central Division)

#	DATE	VERSUS	SCORE	RECORD	PLAYER	GP	G	A	TP	+/-	PIM	PP	SH	GW	S	S%	
1	1/20	@ San Jose	5-2	W	1-0-0	Brett Hull	48	29	21	50	13	10	9	3	6	200	14.5
2	1/21	@ Vancouver	7-1	W	2-0-0	Brendan Shanahan	45	20	21	41	7	136	6	2	6	153	13.1
3	1/24	@ Calgary	4-6	L	2-1-0	Steve Duchesne	47	12	26	38	29	36	1	0	1	116	10.3
4	1/26	Los Angeles	3-1	W	3-1-0	Esa Tikkanen	43	12	23	35	13	22	5	2	1	107	11.2
5	1/28	Vancouver	1-3	L	3-2-0	Adam Creighton	48	14	20	34	17	74	3	0	1	81	17.3
6	1/31	Anaheim	7-2	W	4-2-0	Al MacInnis	32	8	20	28	19	43	2	0	0	110	7.3
7	2/2	@ Winnipeg	5-4	OT W	5-2-0	Ian Laperriere	37	13	14	27	12	85	1	0	1	53	24.5
8	2/4	Dallas	7-4	W	6-2-0	Glenn Anderson	36	12	14	26	9	37	0	0	3	54	22.2
9	2/7	Los Angeles	5-5	T	6-2-1	Greg Gilbert	46	11	14	25	22	11	0	0	3	57	19.3
10	2/9	Chicago	0-5	L	6-3-1	Jeff Norton (STL)	28	2	18	20	21	33	0	0	1	27	7.4
11	2/11	Winnipeg	2-3	L	6-4-1	(SJS)	20	1	9	10	1	39	0	0	0	21	4.8
12	2/13	Calgary	4-2	W	7-4-1	(TOTALS)	48	3	27	30	22	72	0	0	1	48	6.3
13	2/17	@ Winnipeg	4-3	W	8-4-1	Bill Houlder	41	5	13	18	16	20	1	0	0	59	8.5
14	2/18	@ Toronto	1-3	L	8-5-1	Denis Chasse	47	7	9	16	12	133	1	0	0	48	14.6
15	2/20	Edmonton	4-0	W	9-5-1	Guy Carbonneau	42	5	11	16	11	16	1	0	1	33	15.2
16	2/22	San Jose	4-3	W	10-5-1	Patrice Tardif	27	3	10	13	4	29	1	0	0	46	6.5
17	2/25	@ Detroit	3-2	W	11-5-1	David Roberts	19	6	5	11	2	10	3	0	2	41	14.6
18	2/27	Toronto	3-2	W	12-5-1	Vitali Karamnov	26	3	7	10	7	14	0	0	0	22	13.6
19	3/5	@ Dallas	1-2	L	12-6-1	Doug Lidster	37	2	7	9	9	12	1	0	0	37	5.4
20	3/7	Anaheim	6-3	W	13-6-1	Craig Janney	8	2	5	7	3	0	1	0	0	9	22.2
21	3/9	Calgary	5-1	W	14-6-1	Kevin Miller	15	2	5	7	4	0	0	0	0	19	10.5
22	3/12	Detroit	1-2	L	14-7-1	Craig Johnson	15	3	3	6	4	6	0	0	0	19	15.8
23	3/14	@ Edmonton	5-6	L	14-8-1	Todd Elik (SJS)	22	7	10	17	3	18	4	0	0	50	14.0
24	3/16	@ Los Angeles	2-2	OT T	14-8-2	(STL)	13	2	4	6	5	4	0	0	0	26	7.7
25	3/19	@ Anaheim	4-2	W	15-8-2	(TOTALS)	35	9	14	23	8	22	4	0	0	76	11.8
26	3/20	@ Los Angeles	3-5	L	15-9-2	Rick Zombo	23	1	4	5	7	24	0	0	1	18	5.6
27	3/22	@ Calgary	3-4	L	15-10-2	Murray Baron	39	0	5	5	9	93	0	0	0	28	0.0
28	3/26	Edmonton	5-1	W	16-10-2	Basil McRae	21	0	5	5	4	72	0	0	0	14	0.0
29	3/27	@ Dallas	3-2	W	17-10-2	Tony Twist	28	3	0	3	0	89	0	0	1	8	37.5
30	3/29	@ Chicago	3-1	W	18-10-2	Donald Dufresne	22	0	3	3	2	10	0	0	0	11	0.0
31	3/31	San Jose	4-1	W	19-10-2	Peter Stastny	6	1	1	2	1	0	0	0	0	9	11.1
32	4/2	@ Detroit	3-3	OT T	19-10-3	Curtis Joseph	36	0	1	1	0	0	0	0	0	0	0.0
33	4/3	Toronto	5-2	W	20-10-3	Geoff Sarjeant	4	0	1	1	0	2	0	0	0	0	0.0
34	4/5	@ Toronto	6-4	W	21-10-3	Jeff Batters	10	0	0	0	-5	21	0	0	0	3	0.0
35	4/9	Dallas	2-3	L	21-11-3	Philippe Bozon	1	0	0	0	0	0	0	0	0	0	0.0
36	4/11	Winnipeg	7-5	W	22-11-3	Jon Casey	19	0	0	0	0	0	0	0	0	0	0.0
37	4/13	@ Winnipeg	2-5	L	22-12-3	Denny Felsner	3	0	0	0	-1	2	0	0	0	2	0.0
38	4/16	Detroit	6-5	W	23-12-3	Terry Hollinger	5	0	0	0	-1	2	0	0	0	1	0.0
39	4/18	Vancouver	4-1	W	24-12-3	Daniel Laperriere	4	0	0	0	1	15	0	0	0	0	0.0
40	4/19	@ Chicago	2-2	OT T	24-12-4	Vitali Prokhorov	2	0	0	0	1	0	0	0	0	0	0.0
41	4/21	Toronto	3-1	W	25-12-4												
42	4/23	Chicago	2-2	OT T	25-12-5												
43	4/25	@ Dallas	8-4	W	26-12-5												
44	4/27	@ Edmonton	2-3	OT L	26-13-5												
45	4/28	@ Vancouver	1-3	L	26-14-5												
46	4/30	@ San Jose	4-3	W	27-14-5												
47	5/1	@ Anaheim	5-3	W	28-14-5												
48	5/3	Detroit	2-3	L	28-15-5												

PLAYER	GP	W	L	T/O	GA	SA	SV%	GAA	SO	MIN
Curtis Joseph	36	20	10	1	89	904	0.902	2.79	1	1,914
Jon Casey	19	7	5	4	40	400	0.900	2.75	0	872
Geoff Sarjeant	4	1	0	0	6	52	0.885	3.00	0	120

ALL-TIME TEAM & INDIVIDUAL RECORDS & STATS

1993-1994 GAME-BY-GAME (40-33-11, 91 pts, 4th Central Division)

#	DATE	VERSUS	SCORE	RECORD
1	10/7	Florida	5-3	W 1-0-0
2	10/9	Ottawa	7-5	W 2-0-0
3	10/13	@ Detroit	5-2	W 3-0-0
4	10/16	@ Dallas	0-4	L 3-1-0
5	10/19	@ San Jose	4-1	W 4-1-0
6	10/21	San Jose	5-2	W 5-1-0
7	10/23	@ Pittsburgh	3-3	T 5-1-1
8	10/26	@ Chicago	2-9	L 5-2-1
9	10/28	Hartford	2-1	W 6-2-1
10	10/30	@ Boston	2-1	W 7-2-1
11	11/1	@ Hartford	4-2	W 8-2-1
12	11/3	@ Winnipeg	3-0	W 9-2-1
13	11/6	Edmonton	6-5	OT W 10-2-1
14	11/9	Pittsburgh	3-3	T 10-2-2
15	11/11	Toronto	3-2	W 11-2-2
16	11/13	@ Los Angeles	3-6	L 11-3-2
17	11/16	@ Vancouver	0-3	L 11-4-2
18	11/18	Calgary	3-3	T 11-4-3
19	11/20	Los Angeles	4-1	W 12-4-3
20	11/21	Detroit	2-2	T 12-4-4
21	11/24	@ Washington	2-5	L 12-5-4
22	11/26	New Jersey	6-6	T 12-5-5
23	11/28	Winnipeg	3-4	L 12-6-5
24	12/1	@ Toronto	2-4	L 12-7-5
25	12/2	Toronto	4-5	L 12-8-5
26	12/4	Dallas	4-3	W 13-8-5
27	12/7	Chicago	3-2	W 14-8-5
28	12/9	@ Detroit	2-3	L 14-9-5
29	12/11	@ Los Angeles	1-9	L 14-10-5
30	12/12	@ Anaheim	1-2	OT L 14-11-5
31	12/15	@ San Jose	3-1	W 15-11-5
32	12/17	@ Calgary	4-3	W 16-11-5
33	12/19	@ Edmonton	4-1	W 17-11-5
34	12/23	Tampa Bay	7-4	W 18-11-5
35	12/26	Chicago	3-2	W 19-11-5
36	12/27	Montreal	2-5	L 19-12-5
37	12/29	N.Y. Rangers	3-4	L 19-13-5
38	12/31	@ Winnipeg	1-2	L 19-14-5
39	1/2	Calgary	4-3	OT W 20-14-5
40	1/4	Detroit	4-4	T 20-14-6
41	1/6	@ Hartford	2-1	W 21-14-6
42	1/8	Anaheim	3-5	L 21-15-6
43	1/9	@ Dallas	1-2	L 21-16-6
44	1/13	Edmonton	6-4	W 22-16-6
45	1/15	Buffalo	2-1	W 23-16-6
46	1/18	@ N.Y. Rangers	1-4	L 23-17-6
47	1/19	@ Philadelphia	3-8	L 23-18-6
48	1/24	@ Anaheim	3-2	OT W 24-18-6
49	1/25	@ Vancouver	3-3	T 24-18-7
50	1/28	@ Edmonton	3-2	W 25-18-7
51	1/29	@ Calgary	5-3	W 26-18-7
52	2/1	Toronto	4-4	T 26-18-8
53	2/3	Quebec	3-4	L 26-19-8
54	2/5	San Jose	4-3	W 27-19-8
55	2/8	Winnipeg	6-5	W 28-19-8
56	2/10	Washington	3-4	L 28-20-8
57	2/12	Detroit	4-5	OT L 28-21-8
58	2/15	Vancouver	3-2	W 29-21-8
59	2/18	Boston	3-1	W 30-21-8
60	2/20	Anaheim	4-1	W 31-21-8
61	2/24	@ Quebec	0-6	L 31-22-8
62	2/26	@ Ottawa	11-1	W 32-22-8
63	2/28	@ New Jersey	1-5	L 32-23-8
64	3/1	@ N.Y. Islanders	2-4	L 32-24-8
65	3/3	Vancouver	0-4	L 32-25-8
66	3/7	@ Toronto	3-2	W 33-25-8
67	3/9	@ Montreal	2-7	L 33-26-8
68	3/12	N.Y. Islanders	5-5	T 33-26-9
69	3/16	@ Winnipeg	0-4	L 33-27-9

#	DATE	VERSUS	SCORE	RECORD
70	3/18	@ Toronto	2-4	L 33-28-9
71	3/20	@ Chicago	4-3	OT W 34-28-9
72	3/22	Philadelphia	3-6	L 34-29-9
73	3/23	@ Buffalo	3-2	W 35-29-9
74	3/25	Dallas	5-3	W 36-29-9
75	3/27	San Jose	3-4	L 36-30-9
76	3/30	@ Florida	3-1	W 37-30-9
77	4/1	@ Tampa Bay	3-4	L 37-31-9
78	4/3	@ Detroit	3-3	T 37-31-10
79	4/5	Chicago	5-1	W 38-31-10
80	4/7	Los Angeles	6-2	W 39-31-10
81	4/8	@ Chicago	1-6	L 39-32-10
82	4/10	Dallas	2-2	T 39-32-11
83	4/12	@ Dallas	5-9	L 39-33-11
84	4/14	Winnipeg	3-1	W 40-33-11

PLAYER	GP	G	A	TP	+/-	PIM	PP	SH	GW	S	%
Brendan Shanahan	81	52	50	102	-9	211	15	7	8	397	13.1
Brett Hull	81	57	40	97	-3	38	25	3	6	392	14.5
Craig Janney	69	16	68	84	-14	24	8	0	7	95	16.8
Jeff Brown	63	13	47	60	-13	46	7	0	3	196	6.6
Kevin Miller	75	23	25	48	6	83	6	3	5	154	14.9
Steve Duchesne	36	12	19	31	1	14	8	0	1	115	10.4
Vitali Prokhorov	55	15	10	25	-6	20	3	0	1	85	17.6
Philippe Bozon	80	9	16	25	4	42	0	1	1	118	7.6
Phil Housley	26	7	15	22	-5	12	4	0	1	60	11.7
Vitali Karamnov	59	9	12	21	-3	51	2	0	1	66	13.6
Jim Montgomery	67	6	14	20	-1	44	0	0	1	67	9.0
Petr Nedved	19	6	14	20	2	8	2	0	0	63	9.5
Ron Sutter	36	6	12	18	-1	46	1	0	2	42	14.3
Igor Korolev	73	6	10	16	-12	40	0	0	1	93	6.5
Peter Stastny	17	5	11	16	-2	4	2	0	1	30	16.7
Murray Baron	77	5	9	14	-14	123	0	0	0	73	6.8
Tony Hrkac	36	6	5	11	-11	8	1	1	1	43	14.0
Bret Hedican	61	0	11	11	-8	64	0	0	0	78	0.0
Rick Zombo	74	2	8	10	-15	85	0	0	0	53	3.8
Bob Bassen	46	2	7	9	-14	44	0	1	0	73	2.7
Doug Crossman	50	2	7	9	1	10	1	0	0	30	6.7
Tom Tilley	48	1	7	8	3	32	0	0	0	41	2.4
Kelly Chase	68	2	5	7	-5	278	0	0	0	57	3.5
Garth Butcher	43	1	6	7	-6	76	0	1	0	37	2.7
Nathan LaFayette	38	2	3	5	-9	14	0	0	0	23	8.7
David Mackey	30	2	3	5	-4	56	0	0	0	21	9.5
Daniel Laperriere	20	1	3	4	-1	8	1	0	0	20	5.0
Basil McRae	40	1	2	3	-7	103	0	0	0	23	4.3
Curtis Joseph	71	0	3	3	0	4	0	0	0	0	0.0
Alexei Kasatonov(ANA)	55	4	18	22	-8	43	1	0	1	81	4.9
(STL)	8	0	2	2	5	19	0	0	0	6	0.0
(TOTALS)	63	4	20	24	-3	62	1	0	1	87	4.6
Denny Felsner	6	1	0	1	-1	2	0	0	0	6	16.7
Denis Chasse	3	0	1	1	1	15	0	0	0	5	0.0
Jim Hrivnak	23	0	1	1	0	2	0	0	0	0	0.0
Kevin Miehme	14	0	1	1	-3	4	0	0	0	5	0.0
Jeff Batters	6	0	0	0	1	7	0	0	0	1	0.0
Terry Hollinger	2	0	0	0	1	0	0	0	0	0	0.0
Ian Laperriere	1	0	0	0	0	0	0	0	0	1	0.0
David Roberts	1	0	0	0	0	2	0	0	0	1	0.0

PLAYER	GP	W	L	T/O	GA	SA	SV%	GAA	SO	MIN
Curtis Joseph	71	36	23	11	213	2,382	0.911	3.10	1	4,127
Jim Hrivnak	23	4	10	0	69	563	0.877	4.27	0	970



ST. LOUIS BLUES

1992-1993 GAME-BY-GAME (37-36-11, 85 pts, 4th Norris Division)

#	DATE	VERSUS	SCORE	RECORD	#	DATE	VERSUS	SCORE	RECORD
1	10/6	Minnesota	6-4	W	1	0-0			
2	10/8	@ Minnesota	2-5	L	1	1-0			
3	10/10	Chicago	0-3	L	1	2-0			
4	10/13	Tampa Bay	1-2	L	1	3-0			
5	10/15	Minnesota	4-5	L	1	4-0			
6	10/17	@ Quebec	6-5	W	2	4-0			
7	10/19	@ Montreal	2-6	L	2	5-0			
8	10/21	Quebec	5-5	T	2	5-1			
9	10/24	Detroit	1-6	L	2	6-1			
10	10/26	San Jose	4-1	W	3	6-1			
11	10/29	Pittsburgh	6-4	W	4	6-1			
12	10/31	Philadelphia	6-4	W	5	6-1			
13	11/3	@ Tampa Bay	4-6	L	5	7-1			
14	11/5	@ Pittsburgh	4-8	L	5	8-1			
15	11/7	@ Philadelphia	2-4	L	5	9-1			
16	11/10	Edmonton	4-4	T	5	9-2			
17	11/12	@ Chicago	0-1	L	5	10-2			
18	11/14	Winnipeg	4-2	W	6	10-2			
19	11/16	@ Toronto	2-2	T	6	10-3			
20	11/18	@ Hartford	2-5	L	6	11-3			
21	11/21	Tampa Bay	4-2	W	7	11-3			
22	11/25	@ Detroit	6-11	L	7	12-3			
23	11/26	Vancouver	7-5	W	8	12-3			
24	11/28	Detroit	2-2	T	8	12-4			
25	12/1	Hartford	8-4	W	9	12-4			
26	12/4	@ Calgary	3-5	L	9	13-4			
27	12/5	@ Edmonton	5-1	W	10	13-4			
28	12/7	@ Vancouver	3-4	L	10	14-4			
29	12/10	@ San Jose	3-2	W	11	14-4			
30	12/12	@ Los Angeles	3-6	L	11	15-4			
31	12/15	N.Y. Islanders	3-4	OT L	11	16-4			
32	12/17	N.Y. Rangers	3-4	L	11	17-4			
33	12/19	Winnipeg	0-1	L	11	18-4			
34	12/22	@ Minnesota	2-2	T	11	18-5			
35	12/26	@ Chicago	3-2	OT W	12	18-5			
36	12/27	Toronto	3-6	L	12	19-5			
37	12/31	N.Y. Islanders	5-1	W	13	19-5			
38	1/2	@ Toronto	2-2	T	13	19-6			
39	1/3	@ Buffalo	6-6	OT L	13	20-6			
40	1/5	Edmonton	5-1	W	14	20-6			
41	1/7	Calgary	3-2	OT W	15	20-6			
42	1/9	Chicago	4-1	W	16	20-6			
43	1/11	@ Detroit	1-0	W	17	20-6			
44	1/13	@ Toronto	3-4	L	17	21-6			
45	1/14	@ Ottawa	4-1	W	18	21-6			
46	1/16	@ Tampa Bay	5-3	W	19	21-6			
47	1/19	Toronto	1-5	L	19	22-6			
48	1/21	@ Detroit	3-5	L	19	23-6			
49	1/23	Detroit	4-3	W	20	23-6			
50	1/26	Ottawa	5-1	W	21	23-6			
51	1/28	@ Tampa Bay	4-2	W	22	23-6			
52	1/30	New Jersey	2-2	T	22	23-7			
53	2/1	Toronto	1-1	T	22	23-8			
54	2/3	@ Winnipeg	4-2	W	23	23-8			
55	2/8	@ Hartford	3-1	W	24	23-8			
56	2/9	Boston	1-6	L	24	24-8			
57	2/11	Washington	6-10	L	24	25-8			
58	2/13	Detroit	4-3	W	25	25-8			
59	2/15	@ N.Y. Rangers	1-4	L	25	26-8			
60	2/17	@ New Jersey	3-4	L	25	27-8			
61	2/18	@ N.Y. Islanders	4-2	W	26	27-8			
62	2/21	@ Washington	2-5	L	26	28-8			
63	2/23	Montreal	1-5	L	26	29-8			
64	2/25	Los Angeles	3-0	W	27	29-8			
65	2/27	Minnesota	3-2	W	28	29-8			
66	2/28	@ Chicago	7-1	W	29	29-8			
67	3/4	Calgary	2-1	W	30	29-8			
68	3/6	@ Boston	3-4	OT L	30	30-8			
69	3/11	San Jose	5-2	W	31	30-8			
70	3/13	Minnesota	6-2	W	32	30-8			

PLAYER	GP	G	A	TP	+/	PIM	PP	SHG	S	%	
Craig Janney	84	24	82	106	-4	12	8	0	6	137	17.5
Brett Hull	80	54	47	101	-27	41	29	0	2	390	13.8
Brendan Shanahan	71	51	43	94	10	174	18	0	8	232	22.0
Jeff Brown	71	25	53	78	-6	58	12	2	3	220	11.4
Nelson Emerson	82	22	51	73	2	62	5	2	4	196	11.2
Kevin Miller (STL)	72	24	22	46	6	65	8	3	4	153	15.7
(WSH)	10	0	3	3	-4	35	0	0	0	10	0.0
(TOTALS)	82	24	25	49	2	100	8	3	4	163	14.7
Rich Sutter	84	13	14	27	-4	100	2	1	1	148	8.8
Ron Sutter	59	12	15	27	-11	99	4	0	3	90	13.3
Igor Korolev	74	4	23	27	-1	20	2	0	0	76	5.3
Bob Bassen	53	9	10	19	0	63	0	1	0	61	14.8
Ron Wilson	78	8	11	19	-8	44	0	3	1	75	10.7
Garth Butcher	84	5	10	15	0	211	0	2	0	83	6.0
Rick Zombo	71	0	15	15	-2	78	0	0	0	43	0.0
Dave Lowry	58	5	8	13	-18	101	0	0	0	59	8.5
Philippe Bozon	54	6	6	12	-3	55	0	0	0	90	6.7
Stephane Quintal	75	1	10	11	-6	100	0	1	0	81	1.2
Lee Norwood	32	3	7	10	-5	63	2	0	0	36	8.3
Doug Crossman (TBL)	40	8	21	29	-4	18	2	0	1	54	14.8
(STL)	19	2	7	9	-3	10	2	0	0	24	8.3
(TOTALS)	59	10	28	38	-7	28	4	0	1	78	12.8
Bret Hedican	42	0	8	8	-2	30	0	0	0	40	0.0
Kelly Chase	49	2	5	7	-9	204	0	0	0	28	7.1
Vitali Prokhorov	26	4	1	5	-4	15	0	0	1	21	19.0
Paul Cavallini	11	1	4	5	3	10	1	0	0	22	4.5
David Mackey	15	1	4	5	-3	23	0	0	0	17	5.9
Murray Baron	53	2	2	4	-5	59	0	0	1	42	4.8
Basil McRae (STL)	33	1	3	4	-13	98	1	0	0	22	4.5
(TBL)	14	2	3	5	-3	71	1	0	0	23	8.7
(TOTALS)	47	3	6	9	-16	169	2	0	0	45	6.7
Kevin Miehm	8	1	3	4	1	4	0	0	0	5	20.0
Curt Giles	48	0	4	4	-2	40	0	0	0	23	0.0
Jason Ruff	7	2	1	3	-1	8	1	0	1	7	28.6
Denny Felsner	6	0	3	4	2	0	0	0	0	4	0.0
Curtis Joseph	68	0	2	2	0	8	0	0	0	0	0.0
Vitali Karamnov	7	0	1	1	-2	0	0	0	0	7	0.0
Daniel Laperriere	5	0	1	1	-3	0	0	0	0	7	0.0
Guy Hebert	24	0	0	0	0	2	0	0	0	0	0.0

PLAYER	GP	W	L	T/O	GA	SA	SV%	GAA	SO	MIN
Curtis Joseph	68	29	28	9	196	2,202	0.911	3.02	1	3,890
Guy Hebert	24	8	8	2	74	630	0.883	3.67	1	1,210

ALL-TIME TEAM & INDIVIDUAL RECORDS & STATS

1991-1992 GAME-BY-GAME (36-33-11, 83 pts, 3rd Norris Division)

#	DATE	VERSUS	SCORE	RECORD
1	10/5	@ New Jersey	2-7	L 0-1-0
2	10/7	@ Toronto	0-3	L 0-2-0
3	10/10	Edmonton	3-2	OT W 1-2-0
4	10/12	San Jose	6-3	W 2-2-0
5	10/15	Toronto	5-1	W 3-2-0
6	10/17	@ Detroit	3-6	L 3-3-0
7	10/19	Chicago	4-4	T 3-3-1
8	10/20	@ Chicago	4-1	W 4-3-1
9	10/24	Boston	6-5	W 5-3-1
10	10/26	Calgary	2-2	T 5-3-2
11	10/28	@ Toronto	1-1	T 5-3-3
12	10/30	@ Edmonton	2-2	T 5-3-4
13	11/1	@ Vancouver	3-2	W 6-3-4
14	11/3	@ Winnipeg	3-3	T 6-3-5
15	11/5	Philadelphia	3-4	L 6-4-5
16	11/7	@ Detroit	3-10	L 6-5-5
17	11/9	Hartford	3-4	L 6-6-5
18	11/10	@ Detroit	4-6	L 6-7-5
19	11/14	Winnipeg	2-1	OT W 7-7-5
20	11/16	Minnesota	5-3	W 8-7-5
21	11/17	@ Chicago	1-5	L 8-8-5
22	11/20	Toronto	5-2	W 9-8-5
23	11/23	N.Y. Rangers	0-3	L 9-9-5
24	11/28	Quebec	5-2	W 10-9-5
25	11/30	Detroit	7-3	W 11-9-5
26	12/3	@ Minnesota	3-3	T 11-9-6
27	12/4	@ Minnesota	2-5	L 11-10-6
28	12/7	Pittsburgh	6-1	W 12-10-6
29	12/10	@ N.Y. Islanders	7-7	T 12-10-7
30	12/11	@ Buffalo	6-3	W 13-10-7
31	12/14	@ Quebec	4-2	W 14-10-7
32	12/16	@ Montreal	2-4	L 14-11-7
33	12/19	San Jose	4-0	W 15-11-7
34	12/21	N.Y. Islanders	6-2	W 16-11-7
35	12/22	@ Chicago	2-5	L 16-12-7
36	12/26	Chicago	3-1	W 17-12-7
37	12/28	@ Minnesota	2-5	L 17-13-7
38	12/31	@ Buffalo	3-4	L 17-14-7
39	1/2	Minnesota	6-2	W 18-14-7
40	1/4	Detroit	2-6	L 18-15-7
41	1/6	@ Toronto	2-3	OT L 18-16-7
42	1/8	@ N.Y. Rangers	5-3	W 19-16-7
43	1/9	@ New Jersey	3-4	L 19-17-7
44	1/11	@ N.Y. Islanders	6-3	W 20-17-7
45	1/14	Washington	1-6	L 20-18-7
46	1/16	Montreal	6-6	T 20-18-8
47	1/21	Buffalo	5-4	W 21-18-8
48	1/23	Los Angeles	5-6	L 21-19-8
49	1/25	Vancouver	0-1	OT L 21-20-8
50	1/28	@ Los Angeles	3-3	T 21-20-9
51	1/30	@ San Jose	4-2	W 22-20-9
52	2/1	@ Pittsburgh	1-4	L 22-21-9
53	2/2	@ Philadelphia	1-5	L 22-22-9
54	2/6	New Jersey	4-1	W 23-22-9
55	2/8	Chicago	1-3	L 23-23-9
56	2/11	Los Angeles	3-2	W 24-23-9
57	2/13	Boston	4-0	W 25-23-9
58	2/15	Calgary	7-2	W 26-23-9
59	2/17	@ Detroit	3-5	L 26-24-9
60	2/19	@ Winnipeg	4-3	W 27-24-9
61	2/22	Toronto	4-3	W 28-24-9
62	2/23	@ Chicago	2-4	L 28-25-9
63	2/25	@ Hartford	5-2	W 29-25-9
64	2/27	Washington	7-3	W 30-25-9
65	2/29	Detroit	2-3	L 30-26-9
66	3/2	@ Vancouver	5-3	W 31-26-9
67	3/6	@ Edmonton	3-5	L 31-27-9
68	3/7	@ Calgary	1-5	L 31-28-9
69	3/10	Minnesota	5-2	W 32-28-9
70	3/12	Detroit	4-5	L 32-29-9

#	DATE	VERSUS	SCORE	RECORD
71	3/14	N.Y. Rangers	0-6	L 32-30-9
72	3/17	@ Washington	4-6	L 32-31-9
73	3/19	@ Boston	4-1	W 33-31-9
74	3/21	@ Montreal	3-3	T 33-31-10
75	3/23	@ Toronto	2-3	L 33-32-10
76	3/26	Hartford	7-2	W 34-32-10
77	3/28	Toronto	2-3	L 34-33-10
78	4/12	@ Minnesota	1-1	T 34-33-11
79	4/14	Chicago	5-3	W 35-33-11
80	4/16	Minnesota	5-3	W 36-33-11

PLAYER	GP	G	A	TP	+/-	PIM	PP	SH	GW	S	%
Brett Hull	73	70	39	109	-2	48	20	5	9	408	17.2
Brendan Shanahan	80	33	36	69	-3	171	13	0	2	215	15.3
Adam Oates (STL)	54	10	59	69	-4	12	3	0	3	118	8.5
(BOS)	26	10	20	30	-5	10	3	0	1	73	13.7
(TOTALS)	80	20	79	99	-9	22	6	0	4	191	10.5
Nelson Emerson	79	23	36	59	-5	66	3	0	2	143	16.1
Jeff Brown	80	20	39	59	8	38	10	0	2	214	9.3
Ron Sutter	68	19	27	46	9	91	5	4	1	106	17.9
Dave Christian	78	20	24	44	2	41	1	3	3	142	14.1
Craig Janney (BOS)	53	12	39	51	1	20	3	0	1	90	13.3
(STL)	25	6	30	36	5	2	3	0	1	37	16.2
(TOTALS)	78	18	69	87	6	22	6	0	2	127	14.2
Paul Cavallini	66	10	25	35	7	95	3	1	2	164	6.1
Bob Bassen	79	7	25	32	12	167	0	1	1	101	6.9
Ron Wilson	64	12	17	29	10	46	5	2	2	100	12.0
Rich Sutter	77	9	16	25	7	107	0	1	3	113	8.0
Dave Lowry	75	7	13	20	-11	77	0	0	1	85	8.2
Garth Butcher	68	5	15	20	5	189	0	0	0	50	10.0
Rick Zombo (STL)	64	3	15	18	4	46	0	0	0	47	6.4
(DET)	3	0	0	0	-3	15	0	0	0	1	0.0
(TOTALS)	67	3	15	18	1	61	0	0	0	48	6.3
Gino Cavallini	48	9	7	16	-8	40	0	0	2	72	12.5
Michel Mongeau	36	3	12	15	-2	6	2	0	2	23	13.0
Lee Norwood (STL)	44	3	11	14	14	94	1	0	1	51	5.9
(HFD)	6	0	0	0	0	16	0	0	0	1	0.0
(TOTALS)	50	3	11	14	14	110	1	0	1	52	5.8
Murray Baron	67	3	8	11	-3	94	0	0	0	55	5.5
Curtis Joseph	60	0	9	9	0	12	0	0	0	0	0.0
Stephane Quintal (BOS)	49	4	10	14	-8	77	0	0	0	52	7.7
(STL)	26	0	6	6	-3	32	0	0	0	19	0.0
(TOTALS)	75	4	16	20	-11	109	0	0	0	71	5.6
Philippe Bozon	9	1	3	4	5	4	0	0	0	19	5.3
Darin Kimble	46	1	3	4	-3	166	0	0	0	12	8.3
Kelly Chase	46	1	2	3	-6	264	0	0	0	29	3.4
Curt Giles	13	1	2	3	-3	8	0	0	0	4	25.0
Bret Hedican	4	1	0	1	1	0	0	0	0	1	100
David Mackey	19	1	0	1	-4	49	0	0	1	12	8.3
Jason Marshall	2	1	0	1	0	4	0	0	0	2	50.0
Denny Felsner	3	0	1	1	0	0	0	0	0	2	0.0
Guy Hebert	13	0	1	1	0	0	0	0	0	0	0.0
Dominic Lavoie	6	0	1	1	-3	10	0	0	0	11	0.0
Mario Marois	17	0	1	1	-3	38	0	0	0	11	0.0
Rob Robinson	22	0	1	1	-4	8	0	0	0	9	0.0
Ron Hoover	1	0	0	0	0	0	0	0	0	1	0.0
Pat Jablonski	10	0	0	0	0	4	0	0	0	0	0.0
Vincent Riendeau	3	0	0	0	0	0	0	0	0	0	0.0
Randy Skarda	1	0	0	0	0	0	0	0	0	0	0.0

PLAYER	GP	W	L	T/O	GA	SA	SV%	GAA	SO	MIN
Curtis Joseph	60	27	20	10	175	1,953	0.910	3.01	2	3,494
Guy Hebert	13	5	5	1	36	393	0.908	2.93	0	738
Pat Jablonski	10	3	6	0	38	259	0.853	4.87	0	468
Vincent Riendeau (STL)	3	1	2	0	11	96	0.885	4.20	0	157
(DET)	2	0	2	0	2	31	0.935	1.38	0	87
(TOTALS)	5	3	2	0	13	127	0.898	3.20	0	244



ST. LOUIS BLUES

1990 -1991 GAME-BY-GAME (47-22-11, 105 pts, 2nd Norris Division)

#	DATE	VERSUS	SCORE	RECORD
1	10/4	@ Minnesota	3-2	W 1-0-0
2	10/6	Chicago	2-5	L 1-1-0
3	10/9	Pittsburgh	4-3	W 2-1-0
4	10/12	@ Vancouver	0-4	L 2-2-0
5	10/14	@ Los Angeles	1-4	L 2-3-0
6	10/16	@ Edmonton	5-2	W 3-3-0
7	10/18	@ Calgary	4-3	W 4-3-0
8	10/20	Minnesota	2-2	T 4-3-1
9	10/24	@ Toronto	8-3	W 5-3-1
10	10/25	Toronto	8-5	W 6-3-1
11	10/27	Montreal	3-0	W 7-3-1
12	10/30	@ Detroit	5-2	W 8-3-1
13	11/1	@ Boston	2-3	OT L 8-4-1
14	11/3	@ Hartford	4-1	W 9-4-1
15	11/6	Edmonton	2-1	W 10-4-1
16	11/8	@ Pittsburgh	3-2	W 11-4-1
17	11/10	Detroit	6-1	W 12-4-1
18	11/13	Quebec	4-2	W 13-4-1
19	11/17	@ Minnesota	3-2	W 14-4-1
20	11/18	@ Winnipeg	3-4	L 14-5-1
21	11/20	Winnipeg	4-2	W 15-5-1
22	11/23	@ Detroit	3-5	L 15-6-1
23	11/24	Vancouver	3-3	T 15-6-2
24	11/27	Toronto	3-4	L 15-7-2
25	11/29	Los Angeles	4-4	T 15-7-3
26	12/1	New Jersey	1-4	L 15-8-3
27	12/2	@ Chicago	2-3	L 15-9-3
28	12/7	@ Detroit	6-3	W 16-9-3
29	12/8	Detroit	2-1	W 17-9-3
30	12/11	Winnipeg	3-3	T 17-9-4
31	12/13	Minnesota	4-2	W 18-9-4
32	12/15	@ Toronto	4-2	W 19-9-4
33	12/16	@ Buffalo	5-3	W 20-9-4
34	12/20	Washington	3-3	T 20-9-5
35	12/22	Chicago	5-0	W 21-9-5
36	12/26	@ Chicago	6-6	T 21-9-6
37	12/27	@ Toronto	4-6	L 21-10-6
38	12/29	Philadelphia	1-3	L 21-11-6
39	12/31	@ Pittsburgh	3-4	L 21-12-6
40	1/3	Quebec	8-7	W 22-12-6
41	1/5	N.Y. Rangers	2-3	OT L 22-13-6
42	1/8	@ New Jersey	5-3	W 23-13-6
43	1/9	@ N.Y. Rangers	3-2	W 24-13-6
44	1/12	@ Quebec	4-4	T 24-13-7
45	1/13	@ Montreal	3-1	W 25-13-7
46	1/15	Washington	7-3	W 26-13-7
47	1/17	Montreal	2-4	L 26-14-7
48	1/22	@ Minnesota	3-7	L 26-15-7
49	1/25	@ Detroit	9-4	W 27-15-7
50	1/26	Detroit	5-4	OT W 28-15-7
51	1/29	Buffalo	8-3	W 29-15-7
52	1/31	Hartford	4-3	OT W 30-15-7
53	2/2	New Jersey	5-4	W 31-15-7
54	2/4	@ Toronto	5-6	OT L 31-16-7
55	2/6	@ Buffalo	5-4	OT W 32-16-7
56	2/9	Los Angeles	5-4	W 33-16-7
57	2/12	@ Edmonton	4-2	W 34-16-7
58	2/14	@ Vancouver	3-2	W 35-16-7
59	2/17	@ Calgary	4-7	L 35-17-7
60	2/19	Toronto	3-2	W 36-17-7
61	2/21	N.Y. Islanders	7-2	W 37-17-7
62	2/23	Boston	9-2	W 38-17-7
63	2/24	@ Chicago	2-6	L 38-18-7
64	2/26	Chicago	3-1	W 39-18-7
65	2/28	N.Y. Rangers	4-4	T 39-18-8
66	3/2	@ Philadelphia	4-4	T 39-18-9
67	3/5	@ Hartford	4-1	W 40-18-9
68	3/7	@ Boston	5-5	T 40-18-10

#	DATE	VERSUS	SCORE	RECORD
69	3/9	Calgary	4-8	L 40-19-10
70	3/10	Detroit	1-4	L 40-20-10
71	3/14	Minnesota	2-2	T 40-20-11
72	3/16	Chicago	2-3	L 40-21-11
73	3/17	@ Chicago	4-6	L 40-22-11
74	3/19	@ Washington	2-1	W 41-22-11
75	3/21	@ Philadelphia	4-1	W 42-22-11
76	3/23	@ N.Y. Islanders	3-2	W 43-22-11
77	3/25	@ Minnesota	5-4	W 44-22-11
78	3/28	N.Y. Islanders	3-0	W 45-22-11
79	3/30	Toronto	5-2	W 46-22-11
80	3/31	Minnesota	2-1	W 47-22-11

PLAYER	GP	G	A	TP	+/	PIM	PP	SH	GW	S	%
Brett Hull	78	86	45	131	23	22	29	0	11	389	22.1
Adam Oates	61	25	90	115	15	29	3	1	3	139	18.0
Jeff Brown	67	12	47	59	4	39	6	1	0	176	6.8
Geoff Courtnall	66	27	30	57	19	56	9	0	6	216	12.5
Rod Brind'Amour	78	17	32	49	2	93	4	0	3	169	10.1
Scott Stevens	78	5	44	49	23	150	1	0	1	160	3.1
Dave Lowry	79	19	21	40	19	168	0	2	5	123	15.4
Ron Wilson	73	10	27	37	-1	54	1	2	1	101	9.9
Paul Cavallini	67	10	25	35	19	89	3	0	0	116	8.6
Gino Cavallini	78	8	27	35	4	81	3	0	2	131	6.1
Bob Bassen	79	16	18	34	17	183	0	2	1	117	13.7
Cliff Ronning	48	14	18	32	2	10	5	0	2	81	17.3
Sergio Momesso	59	10	18	28	12	131	0	0	1	86	11.6
Rich Sutter	77	16	11	27	6	122	0	2	2	130	12.3
Glen Featherstone	68	5	15	20	19	204	1	0	1	59	8.5
Paul MacLean	37	6	11	17	-2	24	0	0	0	25	11.3
Mario Marois	64	2	14	16	17	81	0	0	0	59	3.4
Dan Quinn (VAN)	64	18	31	49	-28	46	8	0	3	157	11.5
(STL)	14	4	7	11	-5	20	4	0	2	26	15.4
(TOTALS)	78	22	38	60	-33	66	12	0	5	183	12.0
Steve Tuttle	20	3	6	9	2	2	0	0	0	16	18.8
Herb Raglan	32	3	6	6	4	52	0	0	1	29	10.3
Tom Tilley	22	2	4	6	5	4	0	0	0	28	7.1
Harold Snepsts	54	1	4	5	3	50	0	0	1	33	3.0
Rick Meagher	24	3	1	4	0	6	0	0	0	21	14.3
Robert Dirk	41	1	3	4	2	100	0	0	0	20	5.0
Garth Butcher (VAN)	69	6	12	18	-18	257	1	0	1	70	8.6
(STL)	13	0	4	4	4	32	0	0	0	5	0.0
(TOTALS)	82	6	16	22	-14	289	1	0	1	75	8.0
David Bruce	12	1	2	3	1	14	0	0	0	23	4.3
Dominic Lavoie	6	1	2	3	4	2	0	0	0	11	9.1
Nelson Emerson	4	0	3	3	-2	0	0	0	0	3	0.0
Darin Kimble (QUE)	35	2	5	7	-5	114	0	0	0	14	14.3
(STL)	26	1	1	2	2	128	0	0	1	14	7.1
(TOTALS)	61	3	6	9	-3	242	0	0	1	28	10.7
Michel Mongeau	7	1	1	2	1	0	1	0	0	13	7.7
Vincent Riendeau	44	0	2	2	0	0	0	0	0	0	0.0
Kelly Chase	2	1	0	1	1	15	0	0	1	1	100
Pat Jablonski	8	0	1	1	0	0	0	0	0	0	0.0
Curtis Joseph	30	0	1	1	0	0	0	0	0	0	0.0
Gordie Roberts	3	0	1	1	-1	8	0	0	0	2	0.0
Dave Thominson	3	0	0	0	-3	0	0	0	0	0	0.0

PLAYER	GP	W	L	T/O	GA	SA	SV%	GAA	SO	MIN
Vincent Riendeau	44	29	9	6	134	1,241	0.892	3.01	3	2,671
Curtis Joseph	30	16	10	2	89	874	0.898	3.12	0	1,710
Pat Jablonski	8	2	3	3	25	228	0.890	3.05	0	492

ALL-TIME TEAM & INDIVIDUAL RECORDS & STATS

1989 - 1990 GAME-BY-GAME (37-34-9, 83 pts, 2nd Norris Division)

#	DATE	VERSUS	SCORE	RECORD
1	10/5	@ Chicago	8-3	W 1-0-0
2	10/7	Toronto	5-8	L 1-1-0
3	10/12	@ Minnesota	0-3	L 1-2-0
4	10/14	Chicago	2-1	W 2-2-0
5	10/18	@ Pittsburgh	9-3	W 3-2-0
6	10/19	Detroit	3-4	L 3-3-0
7	10/21	Los Angeles	4-6	L 3-4-0
8	10/24	@ Philadelphia	1-6	L 3-5-0
9	10/26	Minnesota	4-1	W 4-5-0
10	10/28	Washington	1-0	W 5-5-0
11	10/31	@ Washington	1-1	T 5-5-1
12	11/1	@ Hartford	5-3	W 6-5-1
13	11/4	@ Quebec	5-2	W 7-5-1
14	11/6	@ Montreal	3-3	T 7-5-2
15	11/9	Montreal	1-1	T 7-5-3
16	11/11	Pittsburgh	8-3	W 8-5-3
17	11/15	@ Toronto	2-5	L 8-6-3
18	11/16	@ Detroit	7-2	W 9-6-3
19	11/18	@ Minnesota	0-3	L 9-7-3
20	11/21	Minnesota	7-4	W 10-7-3
21	11/23	@ Washington	5-2	W 11-7-3
22	11/25	Calgary	3-3	T 11-7-4
23	11/28	Boston	1-5	L 11-8-4
24	11/30	Hartford	3-5	L 11-9-4
25	12/2	@ Boston	2-1	W 12-9-4
26	12/3	@ Buffalo	3-4	L 12-10-4
27	12/5	@ Detroit	2-2	T 12-10-5
28	12/7	Toronto	2-5	L 12-11-5
29	12/9	Vancouver	6-4	W 13-11-5
30	12/11	@ Toronto	1-3	L 13-12-5
31	12/13	@ N.Y. Rangers	3-1	W 14-12-5
32	12/16	Edmonton	3-3	T 14-12-6
33	12/18	@ Toronto	3-6	L 14-13-6
34	12/20	@ Chicago	6-9	L 14-14-6
35	12/23	@ New Jersey	2-3	L 14-15-6
36	12/26	Chicago	8-3	W 15-15-6
37	12/28	@ N.Y. Islanders	2-3	L 15-16-6
38	12/30	Minnesota	3-2	W 16-16-6
39	12/31	@ Minnesota	1-2	OT L 16-17-6
40	1/2	Edmonton	4-6	L 16-18-6
41	1/4	Philadelphia	5-4	OT W 17-18-6
42	1/6	N.Y. Rangers	4-3	W 18-18-6
43	1/9	@ Los Angeles	4-3	W 19-18-6
44	1/12	@ Vancouver	5-2	W 20-18-6
45	1/14	@ Winnipeg	5-6	L 20-19-6
46	1/16	Calgary	2-5	L 20-20-6
47	1/18	Toronto	1-4	L 20-21-6
48	1/23	@ Detroit	6-3	W 21-21-6
49	1/25	Hartford	3-2	W 22-21-6
50	1/27	Winnipeg	3-3	T 22-21-7
51	1/30	@ N.Y. Islanders	2-1	W 23-21-7
52	1/31	@ N.Y. Rangers	2-2	T 23-21-8
53	2/3	Detroit	4-2	W 24-21-8
54	2/6	Toronto	6-4	W 25-21-8
55	2/7	@ Toronto	1-7	L 25-22-8
56	2/10	New Jersey	7-0	W 26-22-8
57	2/11	Buffalo	4-2	W 27-22-8
58	2/13	@ Minnesota	2-1	OT W 28-22-8
59	2/15	Quebec	9-2	W 29-22-8
60	2/17	Detroit	6-1	W 30-22-8
61	2/20	Chicago	3-8	L 30-23-8
62	2/22	Philadelphia	4-7	L 30-24-8
63	2/24	@ Quebec	6-1	W 31-24-8
64	2/25	@ Montreal	5-6	OT L 31-25-8
65	2/27	Buffalo	4-1	W 32-25-8
66	3/1	@ Chicago	6-4	W 33-25-8
67	3/3	N.Y. Islanders	5-4	W 34-25-8
68	3/6	@ New Jersey	1-2	L 34-26-8
69	3/8	@ Detroit	2-3	L 34-27-8
70	3/10	Chicago	2-2	T 34-27-9

#	DATE	VERSUS	SCORE	RECORD
71	3/11	@ Chicago	6-4	W 35-27-9
72	3/13	@ Washington	4-1	W 36-27-9
73	3/15	Vancouver	5-6	OT L 36-28-9
74	3/17	Detroit	3-4	OT L 36-29-9
75	3/19	@ Calgary	2-5	L 36-30-9
76	3/21	@ Edmonton	6-8	L 36-31-9
77	3/24	@ Los Angeles	3-9	L 36-32-9
78	3/27	Boston	0-3	L 36-33-9
79	3/29	Pittsburgh	5-4	W 37-33-9
80	3/31	Minnesota	3-6	L 37-34-9

PLAYER	GP	G	A	TP	+/-	PIM	PP	SH	GW	S	S%
Brett Hull	80	72	41	113	-1	24	27	0	12	385	18.7
Adam Oates	80	23	79	102	9	30	6	2	3	168	13.7
Peter Zezel	73	25	47	72	-9	30	7	0	3	158	15.8
Paul MacLean	78	34	33	67	2	100	12	0	6	141	24.1
Rod Brind'Amour	79	26	35	61	23	46	10	0	1	160	16.3
Sergio Messoso	79	24	32	56	-15	199	4	0	4	182	13.2
Paul Cavallini	80	8	39	47	38	106	2	1	0	135	5.9
Jeff Brown (STL)	48	10	28	38	-12	37	6	1	0	180	5.6
(QUE)	29	6	10	16	-14	18	2	0	3	104	5.8
(TOTALS)	77	16	38	54	-26	55	8	1	3	284	5.6
Gino Cavallini	80	15	30	38	-8	77	1	0	4	134	11.2
Dave Lowry	78	19	6	25	1	75	0	2	1	98	19.4
Rick Meagher	76	8	17	25	4	47	0	2	1	99	8.1
Steve Tuttle	71	12	10	22	-6	4	1	1	1	92	13.0
Ron Wilson	33	3	17	20	5	23	1	0	1	40	7.5
Tony Hrkac (STL)	28	5	12	17	1	8	1	0	0	41	12.2
(QUE)	22	4	8	12	-5	2	2	0	0	29	13.8
(TOTALS)	50	9	20	29	-4	2	2	0	0	70	12.9
Gordie Roberts	75	3	14	17	-12	140	0	0	0	56	5.4
Mike Lalor	78	0	16	16	-6	81	0	0	0	79	0.0
Glen Featherstone	58	0	12	12	-1	145	0	0	0	34	0.0
Michel Mongeau	7	1	5	6	4	2	0	0	0	2	50.0
Randy Skarda	25	0	5	5	2	11	0	0	0	8	0.0
Tom Tilley	34	0	5	5	10	6	0	0	0	19	0.0
Kelly Chase	43	1	3	4	-1	244	0	0	0	9	11.1
Dave Thomlinson	19	1	2	3	-4	12	0	0	0	17	5.9
Rich Sutter (VAN)	62	9	9	18	-1	133	0	1	1	100	9.0
(STL)	12	0	2	2	-2	22	0	0	0	22	9.1
(TOTALS)	74	11	9	20	-3	155	0	1	1	122	9.0
Brian Benning	7	1	1	2	-3	2	0	0	0	8	12.5
Robert Dirk	31	1	2	9	128	0	0	0	0	14	7.1
Dominic Lavoie	13	1	1	2	-5	16	1	0	0	20	5.0
Keith Osborne	5	0	2	2	-2	8	0	0	0	4	0.0
Curtis Joseph	15	0	1	1	0	0	0	0	0	0	0.0
Adrien Plavsic	4	0	1	1	3	2	0	0	0	1	0.0
Herb Raglan	11	0	1	1	-5	21	0	0	0	13	0.0
Harold Snepsts(VAN)	39	1	3	4	3	26	1	0	1	13	7.7
(STL)	7	0	1	1	-4	10	0	0	0	2	0.0
(TOTALS)	46	1	4	5	-1	36	1	0	1	15	6.7
Jim Vesey	6	0	1	1	-3	0	0	0	0	3	0.0
Doug Evans	3	0	0	0	0	0	0	0	0	1	0.0
Todd Ewen	3	0	0	0	-2	11	0	0	0	3	0.0
Pat Jablonski	4	0	0	0	0	0	0	0	0	0	0.0
Greg Millen	21	0	0	0	0	0	0	0	0	0	0.0
Dave Richter	2	0	0	0	-2	0	0	0	0	3	0.0
Vincent Riendeau	43	0	0	0	0	6	0	0	0	0	0.0
Tony Twist	28	0	0	0	-2	124	0	0	0	2	0.0

PLAYER	GP	W	L	T/O	GA	SA	SV%	GAA	SO	MIN
Vincent Riendeau	43	17	19	5	149	1,271	0.883	3.50	1	2,551
Greg Millen (STL)	21	11	7	3	61	556	0.890	2.94	1	1,245
(QUE)	18	3	14	1	95	648	0.853	5.28	0	1,080
(CHI)	10	5	4	1	32	267	0.880	3.34	0	575
(TOTALS)	49	19	25	5	188	1,471	0.872	3.89	1	2,900
Curtis Joseph	15	9	5	1	48	435	0.890	3.38	0	852
Pat Jablonski	4	0	3	0	17	98	0.827	4.90	0	208



ST. LOUIS BLUES

1988 -1989 GAME-BY-GAME (33-35-12, 78 pts, 2nd Norris Division)

#	DATE	VERSUS	SCORE	RECORD
1	10/6	@ Minnesota	8-3	W 1-0-0
2	10/8	N.Y. Rangers	2-4	L 1-1-0
3	10/12	@ Toronto	4-2	W 2-1-0
4	10/14	@ Detroit	8-8	OT T 2-1-1
5	10/15	@ Pittsburgh	2-9	L 2-2-1
6	10/20	Chicago	2-0	W 3-2-1
7	10/22	Boston	2-5	L 3-3-1
8	10/27	Pittsburgh	4-3	W 4-3-1
9	10/29	Toronto	3-2	W 5-3-1
10	11/2	@ Edmonton	4-5	L 5-4-1
11	11/3	@ Calgary	1-6	L 5-5-1
12	11/5	@ Quebec	5-2	W 6-5-1
13	11/7	@ Montreal	3-3	T 6-5-2
14	11/10	Minnesota	5-5	T 6-5-3
15	11/12	Quebec	4-3	W 7-5-3
16	11/15	New Jersey	2-4	L 7-6-3
17	11/17	@ Philadelphia	3-1	W 8-6-3
18	11/19	Vancouver	2-3	L 8-7-3
19	11/21	@ Toronto	0-4	L 8-8-3
20	11/24	Edmonton	2-4	L 8-9-3
21	11/26	Winnipeg	4-4	T 8-9-4
22	11/29	@ Washington	3-4	L 8-10-4
23	12/1	N.Y. Islanders	8-0	W 9-10-4
24	12/3	Toronto	3-0	W 10-10-4
25	12/6	Minnesota	3-0	W 11-10-4
26	12/8	Montreal	1-5	L 11-11-4
27	12/10	@ Minnesota	3-1	W 12-11-4
28	12/11	@ Chicago	2-5	L 12-12-4
29	12/13	@ New Jersey	3-4	L 12-13-4
30	12/15	Hartford	3-3	T 12-13-5
31	12/17	Chicago	4-0	W 13-13-5
32	12/19	@ Toronto	3-4	L 13-14-5
33	12/20	@ Detroit	3-6	L 13-15-5
34	12/22	Detroit	4-4	T 13-15-6
35	12/26	@ Chicago	4-1	W 14-15-6
36	12/28	@ Winnipeg	2-6	L 14-16-6
37	12/30	Minnesota	5-5	T 14-16-7
38	12/31	@ Minnesota	2-6	L 14-17-7
39	1/2	@ Boston	7-8	L 14-18-7
40	1/4	@ Detroit	2-4	L 14-19-7
41	1/7	Philadelphia	7-4	W 15-19-7
42	1/12	@ Los Angeles	4-7	L 15-20-7
43	1/15	@ Vancouver	1-2	L 15-21-7
44	1/17	Los Angeles	5-2	W 16-21-7
45	1/19	N.Y. Rangers	0-5	L 16-22-7
46	1/21	Chicago	4-2	W 17-22-7
47	1/25	@ Hartford	3-3	T 17-22-8
48	1/26	@ Boston	2-4	L 17-23-8
49	1/28	Washington	4-4	T 17-23-9
50	1/31	Winnipeg	5-3	W 18-23-9
51	2/2	Buffalo	7-3	W 19-23-9
52	2/3	@ Pittsburgh	3-3	T 19-23-10
53	2/5	@ Chicago	5-4	W 20-23-10
54	2/9	Calgary	3-5	L 20-24-10
55	2/11	N.Y. Islanders	5-0	W 21-24-10
56	2/12	@ Buffalo	2-5	L 21-25-10
57	2/14	Washington	3-5	L 21-26-10
58	2/16	@ N.Y. Islanders	3-7	L 21-27-10
59	2/18	Montreal	2-4	L 21-28-10
60	2/21	@ Vancouver	0-2	L 21-29-10
61	2/24	@ Calgary	3-4	L 21-30-10
62	2/25	@ Edmonton	3-5	L 21-31-10
63	2/27	@ Toronto	7-5	W 22-31-10
64	3/2	Los Angeles	6-4	W 23-31-10
65	3/4	Detroit	4-5	OT L 23-32-10
66	3/5	@ Chicago	3-3	T 23-32-11
67	3/7	New Jersey	6-2	W 24-32-11
68	3/9	Toronto	4-1	W 25-32-11

#	DATE	VERSUS	SCORE	RECORD
69	3/11	Minnesota	2-2	T 25-32-12
70	3/12	@ Minnesota	3-5	L 25-33-12
71	3/14	Chicago	3-2	W 26-33-12
72	3/16	@ Philadelphia	4-3	OT W 27-33-12
73	3/18	Detroit	3-2	W 28-33-12
74	3/20	@ N.Y. Rangers	4-7	L 28-34-12
75	3/22	@ Buffalo	2-1	W 29-34-12
76	3/25	@ Hartford	0-4	L 29-35-12
77	3/27	@ Detroit	3-2	W 30-35-12
78	3/30	Quebec	4-3	OT W 31-35-12
79	4/1	Toronto	4-3	OT W 32-35-12

PLAYER	GP	G	A	TP	+/-	PIM	PP	SH	GW	S	%
Brett Hull	78	41	43	84	-17	33	16	0	6	305	13.4
Bernie Federko	66	22	45	67	-20	54	9	0	6	115	19.1
Cliff Ronning	64	24	31	55	3	18	16	0	1	150	16.0
Peter Zezel (STL)	52	17	36	53	-1	27	5	1	4	115	14.8
(PHI)	26	4	13	17	-13	15	0	0	0	34	11.8
(TOTALS)	78	21	49	70	-14	42	5	1	4	149	14.1
Greg Paslawski	75	26	26	52	8	18	8	0	3	179	14.5
Tony Hrkac	70	17	28	45	-10	8	5	0	1	133	12.8
Gino Cavallini	74	20	23	43	2	79	1	0	4	153	13.1
Tony McKegney	71	25	17	42	-1	58	7	0	2	154	16.2
Brian Benning	66	8	26	34	-23	102	3	0	0	91	8.8
Rick Meagher	78	15	14	29	9	53	0	1	1	109	13.8
Sergio Momesso	53	9	17	26	-1	139	0	0	0	81	11.1
Gordie Roberts	77	2	24	26	7	90	0	0	0	52	3.8
Steve Tuttle	53	13	12	25	3	6	0	1	3	82	15.9
Paul Cavallini	65	4	20	24	25	128	0	0	0	93	4.3
Tom Tilley	70	1	22	23	1	47	0	0	0	77	1.3
Doug Evans	53	7	12	19	3	81	0	1	0	48	14.6
Herb Raglan	50	7	10	17	-8	144	0	0	1	86	8.1
Mike Bullard (PHI)	54	23	26	49	1	60	8	0	3	137	16.8
(STL)	20	4	12	16	1	46	2	0	0	52	7.7
(TOTALS)	74	27	38	65	2	106	10	0	3	189	14.3
Mike Lalor (STL)	36	1	14	15	15	54	0	1	40	2.5	
(MTL)	12	1	4	5	-1	15	0	0	1	12	8.3
(TOTALS)	48	2	18	20	14	69	0	2	52	3.8	
Gaston Gingras	52	3	10	13	1	6	2	0	0	98	3.1
Todd Ewen	34	4	5	9	4	171	0	0	0	22	18.2
Craig Coxie	41	0	7	7	3	127	0	0	0	15	0.0
Dave Lowry	21	3	3	6	1	11	0	1	0	22	13.6
Dave Richter	66	1	5	6	-21	99	0	0	0	23	4.3
Jim Vesey	5	1	1	2	-1	7	0	0	0	5	20.0
Glen Featherstone	18	0	2	2	-3	22	0	0	0	9	0.0
Robert Dirk	9	0	1	1	-3	11	0	0	0	7	0.0
Vincent Riendeau	32	0	1	1	0	4	0	0	0	0	0.0
Tim Bothwell	22	0	0	0	4	14	0	0	0	10	0.0
Dominic Lavoie	1	0	0	0	2	0	0	0	0	1	0.0
Greg Millen	52	0	0	0	0	4	0	0	0	0	0.0

PLAYER	GP	W	L	T/O	GA	SA	SV%	GAA	SO	MIN
Greg Millen	52	22	20	7	170	1,411	0.880	3.38	6	3,019
Vincent Riendeau	32	11	15	5	108	836	0.871	3.52	0	1,842

ALL-TIME TEAM & INDIVIDUAL RECORDS & STATS

1987-1988 GAME-BY-GAME (34-36-8, 76 pts, 1st Norris Division)

#	DATE	VERSUS	SCORE	RECORD
1	10/8	@ Vancouver	2-8	L 0-1-0
2	10/10	@ Los Angeles	2-4	L 0-2-0
3	10/14	@ Chicago	3-5	L 0-3-0
4	10/17	Chicago	2-3	L 0-4-0
5	10/20	Winnipeg	6-2	W 1-4-0
6	10/24	Boston	4-0	W 2-4-0
7	10/27	Minnesota	3-5	L 2-5-0
8	10/29	@ Minnesota	3-2	W 3-5-0
9	10/31	Detroit	3-3	OT T 3-5-1
10	11/2	@ Montreal	4-6	L 3-6-1
11	11/3	@ Quebec	3-4	L 3-7-1
12	11/5	@ New Jersey	3-5	L 3-8-1
13	11/7	@ Toronto	4-3	W 4-8-1
14	11/10	Philadelphia	5-2	W 5-8-1
15	11/12	N.Y. Islanders	3-4	L 5-9-1
16	11/14	Edmonton	5-6	OT L 5-10-1
17	11/18	@ Toronto	6-3	W 6-10-1
18	11/19	Toronto	3-3	OT T 6-10-2
19	11/21	Vancouver	4-1	W 7-10-2
20	11/25	@ Minnesota	4-3	OT W 8-10-2
21	11/27	@ Detroit	0-6	L 8-11-2
22	11/28	Minnesota	4-6	L 8-12-2
23	12/2	Chicago	5-1	W 9-12-2
24	12/3	@ New Jersey	2-4	L 9-13-2
25	12/5	N.Y. Rangers	2-3	L 9-14-2
26	12/9	@ Detroit	4-4	OT T 9-14-3
27	12/10	@ Minnesota	5-4	W 10-14-3
28	12/12	Pittsburgh	5-2	W 11-14-3
29	12/15	@ N.Y. Islanders	2-2	OT T 11-14-4
30	12/17	@ Hartford	2-0	W 12-14-4
31	12/19	@ Boston	7-5	W 13-14-4
32	12/20	@ Washington	1-1	OT T 13-14-5
33	12/23	Toronto	1-5	L 13-15-5
34	12/26	@ Chicago	5-4	W 14-15-5
35	12/27	Chicago	3-2	W 15-15-5
36	12/30	Detroit	2-3	L 15-16-5
37	12/31	@ Detroit	2-7	L 15-17-5
38	1/2	Calgary	5-3	W 16-17-5
39	1/4	@ N.Y. Rangers	2-6	L 16-18-5
40	1/6	@ Detroit	2-4	L 16-19-5
41	1/7	@ Philadelphia	4-6	L 16-20-5
42	1/9	Boston	1-2	OT L 16-21-5
43	1/12	Buffalo	2-4	L 16-22-5
44	1/14	Hartford	3-2	W 17-22-5
45	1/16	Washington	3-1	W 18-22-5
46	1/19	@ Winnipeg	0-3	L 18-23-5
47	1/21	@ Montreal	4-1	W 19-23-5
48	1/23	@ Quebec	5-3	W 20-23-5
49	1/26	Vancouver	7-6	W 21-23-5
50	1/28	Minnesota	9-1	W 22-23-5
51	1/30	Quebec	5-2	W 23-23-5
52	2/1	@ Toronto	5-4	W 24-23-5
53	2/3	@ Minnesota	2-0	W 25-23-5
54	2/6	Philadelphia	2-4	L 25-24-5
55	2/12	@ Chicago	3-4	OT L 25-25-5
56	2/13	Detroit	5-3	W 26-25-5
57	2/16	Buffalo	0-3	L 26-26-5
58	2/18	Los Angeles	7-4	W 27-26-5
59	2/20	Calgary	3-6	L 27-27-5
60	2/21	@ Pittsburgh	5-4	W 28-27-5
61	2/23	Edmonton	4-6	L 28-28-5
62	2/25	@ Buffalo	2-5	L 28-29-5
63	2/27	@ Toronto	6-2	W 29-29-5
64	2/29	@ N.Y. Rangers	2-5	L 29-30-5
65	3/1	@ N.Y. Islanders	0-2	L 29-31-5
66	3/3	Montreal	2-4	L 29-32-5
67	3/5	Detroit	4-4	OT T 29-32-6
68	3/8	Toronto	3-2	W 30-32-6

#	DATE	VERSUS	SCORE	RECORD
69	3/10	Pittsburgh	6-4	W 31-32-6
70	3/13	@ Los Angeles	6-7	L 31-33-6
71	3/15	Chicago	7-7	OT T 31-33-7
72	3/17	Minnesota	2-2	OT T 31-33-8
73	3/19	Hartford	3-5	L 31-34-8
74	3/20	@ Chicago	5-2	W 32-34-8
75	3/22	@ Washington	5-3	W 33-34-8
76	3/24	New Jersey	2-8	L 33-35-8
77	3/26	Toronto	3-2	OT W 34-35-8
78	3/28	@ Calgary	2-7	L 34-36-8
79	4/1	@ Edmonton	2-5	L 34-37-8
80	4/3	@ Winnipeg	4-5	OT L 34-38-8

PLAYER	GP	G	A	TP	+/-	PIM	PP	SH	GW	S	%
Bernie Federko	79	20	69	89	-12	52	9	0	2	119	16.8
Doug Gilmour	72	36	50	86	-13	59	19	2	4	163	22.1
Tony McKegney	80	40	38	78	10	82	13	3	1	241	16.6
Mark Hunter	66	32	31	63	-6	136	14	0	0	164	19.5
Tony Hrkac	67	11	37	48	5	22	2	1	3	86	12.8
Rob Ramage	67	8	34	42	-20	127	5	0	0	203	3.9
Brian Sutter	76	15	22	37	-16	147	4	1	2	99	15.2
Brian Benning	77	8	29	37	-5	107	5	0	5	130	6.2
Rick Meagher	76	18	16	34	0	76	0	5	3	113	15.9
Gino Cavallini	64	15	17	32	-4	62	2	1	3	131	11.5
Gaston Gingras (STL)	68	7	22	29	0	18	3	0	0	131	5.3
(MTL)	2	0	1	1	2	0	0	0	0	2	0.0
(TOTALS)	70	7	23	30	1	20	3	0	0	133	5.3
Herb Raglan	73	10	15	25	-10	190	0	2	95	10.5	
Robert Nordmark	67	3	18	21	-6	60	2	0	0	78	3.8
Perry Turnbull	51	10	9	19	8	82	0	0	2	62	16.1
Tim Bothwell	78	6	13	19	6	76	0	0	1	88	6.8
Brett Hull (CGY)	52	26	24	50	10	12	4	0	3	153	17.0
(STL)	13	6	8	14	4	4	2	0	0	58	10.3
(TOTALS)	65	32	32	64	14	16	6	0	3	211	15.2
Cliff Ronning	26	5	8	13	6	12	1	0	1	38	13.5
Doug Evans	41	5	7	12	-7	49	0	0	1	32	15.6
Paul Cavallini (STL)	48	4	7	11	7	86	1	0	0	53	7.5
(WSH)	24	2	3	5	0	66	0	0	1	18	11.1
(TOTALS)	72	6	10	16	7	152	1	0	1	71	8.5
Ron Flockhart	21	5	4	9	5	4	0	0	1	27	18.5
Michael Dark	30	3	6	9	6	12	0	0	1	27	11.1
Todd Ewen	64	4	2	6	-5	227	0	0	0	38	10.5
Rob Whistle	19	3	3	6	0	6	0	0	1	17	17.6
Gordie Roberts (MIN)	48	1	10	11	-17	103	0	0	0	33	3.0
(STL)	11	3	4	0	25	0	0	0	10	10.0	
(PHI)	11	2	3	7	15	0	0	0	9	11.1	
(TOTALS)	70	3	15	18	-10	143	0	0	0	52	5.8
Greg Paslawski	17	2	1	3	-14	4	0	0	1	30	6.7
Jocelyn Lemieux	23	1	0	1	-5	42	0	0	0	19	5.3
Charlie Bourgeois	30	1	1	2	-78	0	0	0	0	9	0.0
Robert Dirk	7	0	1	1	0	16	0	0	0	2	0.0
Ron Handy	4	0	1	1	-1	0	0	0	0	4	0.0
Scott Harlow	1	0	1	1	-1	0	0	0	0	2	0.0
Jim Pavese	4	0	1	1	-1	8	0	0	0	3	0.0
Steve Bozek (CGY)	26	3	7	10	-3	12	0	1	0	37	8.1
(STL)	7	0	0	0	-2	2	0	0	0	6	0.0
(TOTALS)	33	3	7	10	-5	14	0	1	0	43	7.0
Shane MacEachern	1	0	0	0	0	0	0	0	0	0	0.0
Darrell May	3	0	0	0	0	0	0	0	0	0	0.0
Greg Millen	48	0	0	0	4	0	0	0	0	0	0.0
Bill Root	9	0	0	0	-7	6	0	0	0	6	0.0
Larry Trader	1	0	0	0	-1	2	0	0	0	1	0.0
Rick Wamsley	31	0	0	0	0	14	0	0	0	0	0.0

PLAYER	GP	W	L	T/O	GA	SA	SV%	GAA	SO	MIN
Greg Millen	48	21	19	7	167	1,396	0.880	3.51	1	2,854
Rick Wamsley (STL)	31	13	16	1	103	922	0.888	3.40	2	1,818
(CGY)	2	1	0	0	5	36	0.861	4.11	0	73
(TOTALS)	33	14	16	1	108	958	0.887	3.43	2	1,891
Darrell May	3	0	3	0	18	107	0.832	6.00	0	180



ST. LOUIS BLUES

1986 -1987 GAME-BY-GAME (32-33-15, 79 pts, 1st Norris Division)

#	DATE	VERSUS	SCORE	RECORD
1	10/9	@ Los Angeles	4-3	W 1-0-0
2	10/11	@ Vancouver	3-4	L 1-1-0
3	10/14	@ Toronto	1-1	T 1-1-1
4	10/18	Quebec	4-3	W 2-1-1
5	10/22	Minnesota	3-8	L 2-2-1
6	10/24	@ Detroit	1-1	T 2-2-2
7	10/25	Detroit	1-3	L 2-3-2
8	10/29	N.Y. Rangers	7-2	W 3-3-2
9	11/1	Pittsburgh	3-3	T 3-3-3
10	11/2	Chicago	7-3	W 4-3-3
11	11/5	@ Toronto	4-6	L 4-4-3
12	11/7	@ Winnipeg	0-2	L 4-5-3
13	11/9	@ Chicago	4-4	T 4-5-4
14	11/12	Toronto	4-2	W 5-5-4
15	11/15	Chicago	4-3	W 6-5-4
16	11/18	@ Minnesota	4-3	W 7-5-4
17	11/19	Minnesota	7-5	W 8-5-4
18	11/21	@ Hartford	0-4	L 8-6-4
19	11/22	@ Boston	5-6	L 8-7-4
20	11/26	New Jersey	1-5	L 8-8-4
21	11/28	@ Detroit	2-1	W 9-8-4
22	11/29	Detroit	2-4	L 9-9-4
23	12/2	@ Philadelphia	1-7	L 9-10-4
24	12/3	@ Montreal	3-4	L 9-11-4
25	12/5	@ Buffalo	6-5	W 10-11-4
26	12/7	Toronto	5-3	W 11-11-4
27	12/9	@ Quebec	4-1	W 12-11-4
28	12/10	@ Hartford	2-6	L 12-12-4
29	12/13	Chicago	4-4	T 12-12-5
30	12/16	Montreal	2-4	L 12-13-5
31	12/18	Winnipeg	3-3	T 12-13-6
32	12/20	@ Washington	3-5	L 12-14-6
33	12/21	@ Philadelphia	6-7	L 12-15-6
34	12/26	@ Chicago	6-8	L 12-16-6
35	12/27	N.Y. Rangers	3-2	W 13-16-6
36	12/30	Boston	4-3	W 14-16-6
37	1/3	Calgary	7-4	W 15-16-6
38	1/5	Washington	4-6	L 15-17-6
39	1/7	Hartford	6-3	W 16-17-6
40	1/9	@ Edmonton	1-5	L 16-18-6
41	1/10	@ Calgary	2-5	L 16-19-6
42	1/12	@ Minnesota	4-4	T 16-19-7
43	1/16	Los Angeles	3-5	L 16-20-7
44	1/17	Los Angeles	4-4	T 16-20-8
45	1/21	@ Toronto	2-4	L 16-21-8
46	1/23	@ Detroit	3-4	L 16-22-8
47	1/24	Detroit	5-3	W 17-22-8
48	1/27	Montreal	2-1	W 18-22-8
49	1/29	Toronto	4-2	W 19-22-8
50	1/31	Chicago	4-4	T 19-22-9
51	2/3	Edmonton	2-4	L 19-23-9
52	2/5	@ Calgary	2-1	W 20-23-9
53	2/6	@ Vancouver	2-2	T 20-23-10
54	2/8	@ Edmonton	2-6	L 20-24-10
55	2/14	Philadelphia	2-4	L 20-25-10
56	2/15	@ Minnesota	2-3	L 20-26-10
57	2/17	Vancouver	3-4	L 20-27-10
58	2/19	Minnesota	6-2	W 21-27-10
59	2/21	Quebec	4-3	W 22-27-10
60	2/24	N.Y. Islanders	3-2	W 23-27-10
61	2/26	@ Buffalo	3-4	L 23-28-10
62	2/28	@ N.Y. Islanders	3-3	T 23-28-11
63	3/1	@ Pittsburgh	5-5	T 23-28-12
64	3/3	@ Toronto	4-3	W 24-28-12
65	3/5	Winnipeg	1-1	T 24-28-13
66	3/7	Detroit	5-3	W 25-28-13
67	3/9	Toronto	3-2	W 26-28-13
68	3/11	@ Chicago	3-2	W 27-28-13

#	DATE	VERSUS	SCORE	RECORD
69	3/12	@ Boston	4-6	L 27-29-13
70	3/14	Washington	3-3	T 27-29-14
71	3/18	@ Pittsburgh	4-5	L 27-30-14
72	3/21	New Jersey	6-7	L 27-31-14
73	3/23	@ Minnesota	8-5	W 28-31-14
74	3/25	@ Chicago	4-4	T 28-31-15
75	3/27	@ N.Y. Rangers	4-6	L 28-32-15
76	3/29	@ New Jersey	4-1	W 29-32-15
77	3/31	N.Y. Islanders	3-4	L 29-33-15
78	4/2	Buffalo	5-3	W 30-33-15
79	4/4	Minnesota	4-1	W 31-33-15
80	4/5	@ Detroit	3-2	W 32-33-15

PLAYER	GP	G	A	TP	+/-	PIM	PP	SH	GW	S	%
Doug Gilmour	80	42	63	105	-4	58	17	1	2	20820.3	
Bernie Federko	64	20	52	72	-27	32	9	0	3	13015.4	
Mark Hunter	74	36	33	69	-22	167	12	0	4	17820.2	
Greg Paslawski	76	29	35	64	1	27	5	1	7	20414.2	
Brian Benning	78	13	36	49	0	110	7	0	2	1449.0	
Gino Cavallini	80	18	26	44	5	54	4	0	2	15911.2	
Rick Meagher	80	18	21	39	-6	54	2	2	1	17010.6	
Rob Ramage	59	11	28	39	-16	108	6	0	3	1616.9	
Ron Flockhart	60	16	19	35	-8	12	2	0	2	10315.8	
Doug Wickenheiser	80	13	15	28	-22	37	5	2	1	1319.9	
Ric Nattress	73	6	22	28	-32	24	2	0	0	1354.5	
Cliff Ronning	42	11	14	25	0	6	2	0	2	6616.2	
Mark Reeds	68	9	16	25	-20	16	1	0	0	1068.5	
Tim Bothwell(STL)	72	5	16	21	-11	46	0	0	1	75 6.7	
(HFD)	4	1	0	1	-5	0	0	0	0	3 33.3	
(TOTALS)	76	6	16	22	-16	46	0	0	1	78 7.7	
Jocelyn Lemieux	53	10	8	18	2	94	1	0	1	4820.8	
Herb Raglan	62	6	10	16	9	159	0	0	0	5810.3	
Bruce Bell	45	3	13	16	3	18	1	0	0	50 6.0	
Doug Evans	53	3	13	16	0	91	0	0	0	51 5.9	
Charlie Bourgeois	66	2	12	14	14	164	0	0	1	53 3.7	
Jim Pavese	69	2	9	11	-23	127	0	0	0	45 4.4	
Brian Sutter	14	3	3	6	-4	18	3	0	0	2213.6	
Pat Hughes	43	1	5	6	-4	26	0	0	0	29 3.3	
Michael Dark	13	2	0	2	0	2	0	0	0	4 50.0	
Todd Ewen	23	2	0	2	-1	84	0	0	0	1118.2	
Greg Millen	42	0	2	2	0	12	0	0	0	0 0.0	
Dave Barr	2	0	0	0	1	0	0	0	0	3 0.0	
Mike Posavad	2	0	0	0	1	0	0	0	0	0 0.0	
Larry Trader	5	0	0	0	-5	8	0	0	0	3 0.0	
Rick Wamsley	41	0	0	0	0	10	0	0	0	0 0.0	

PLAYER	GP	W	L	T/O	GA	SA	SV%	GAA	SO	MIN
Rick Wamsley	41	17	15	6	142	1,212	0.883	3.54	0	2,410
Greg Millen	42	15	18	9	146	1,152	0.873	3.53	0	2,482

ALL-TIME TEAM & INDIVIDUAL RECORDS & STATS

1985 -1986 GAME-BY-GAME (37-34-9, 83 pts, 3rd Norris Division)

#	DATE	VERSUS	SCORE	RECORD
1	10/12	@ Vancouver	4-3	W 1-0-0
2	10/13	@ Edmonton	3-6	L 1-1-0
3	10/16	@ Calgary	2-1	W 2-1-0
4	10/19	New Jersey	4-3	W 3-1-0
5	10/22	@ Minnesota	4-5	L 3-2-0
6	10/23	Minnesota	4-4	T 3-2-1
7	10/26	N.Y. Islanders	2-5	L 3-3-1
8	10/29	@ Washington	3-6	L 3-4-1
9	11/2	Detroit	5-5	T 3-4-2
10	11/3	@ Winnipeg	4-3	W 4-4-2
11	11/6	@ Detroit	2-4	L 4-5-2
12	11/8	@ Buffalo	4-5	L 4-6-2
13	11/9	@ Toronto	2-2	T 4-6-3
14	11/12	Toronto	4-3	W 5-6-3
15	11/14	Quebec	5-3	W 6-6-3
16	11/16	Vancouver	6-5	W 7-6-3
17	11/20	@ Winnipeg	1-3	L 7-7-3
18	11/21	@ Minnesota	4-2	W 8-7-3
19	11/23	Chicago	3-7	L 8-8-3
20	11/26	Toronto	5-1	W 9-8-3
21	11/29	@ Detroit	3-5	L 9-9-3
22	11/30	Minnesota	4-3	W 10-9-3
23	12/4	Buffalo	3-6	L 10-10-3
24	12/5	@ Washington	2-3	L 10-11-3
25	12/7	Detroit	5-4	W 11-11-3
26	12/10	Edmonton	7-3	W 12-11-3
27	12/11	@ Toronto	4-6	L 12-12-3
28	12/14	@ N.Y. Islanders	2-2	T 12-12-4
29	12/15	@ New Jersey	3-2	W 13-12-4
30	12/17	Winnipeg	8-6	W 14-12-4
31	12/20	Calgary	5-2	W 15-12-4
32	12/26	Chicago	9-6	W 16-12-4
33	12/28	Boston	1-5	L 16-13-4
34	12/31	Pittsburgh	4-8	L 16-14-4
35	1/4	Philadelphia	2-1	W 17-14-4
36	1/6	@ Montreal	2-9	L 17-15-4
37	1/7	@ Quebec	4-7	L 17-16-4
38	1/9	@ Boston	7-2	W 18-16-4
39	1/11	Los Angeles	4-4	T 18-16-5
40	1/12	@ N.Y. Rangers	2-2	T 18-16-5
41	1/15	Toronto	10-1	W 19-16-5
42	1/16	@ Minnesota	3-4	L 19-17-5
43	1/18	Pittsburgh	2-5	L 19-18-5
44	1/21	@ Los Angeles	3-6	L 19-19-5
45	1/23	@ Los Angeles	4-3	W 20-19-5
46	1/25	Philadelphia	0-1	L 20-20-5
47	1/29	Edmonton	5-5	T 20-20-7
48	1/31	@ Detroit	6-4	W 21-20-7
49	2/1	Detroit	4-3	W 22-20-7
50	2/5	N.Y. Rangers	4-3	W 23-20-7
51	2/6	@ Philadelphia	3-4	L 23-21-7
52	2/8	@ Toronto	2-3	L 23-22-7
53	2/11	Hartford	4-4	T 23-22-8
54	2/13	Minnesota	5-3	W 24-22-8
55	2/15	Boston	5-1	W 25-22-8
56	2/16	@ Chicago	2-4	L 25-23-8
57	2/18	Detroit	5-4	W 26-23-8
58	2/20	@ N.Y. Rangers	2-3	L 26-24-8
59	2/22	@ Pittsburgh	5-3	W 27-24-8
60	2/23	@ Hartford	8-2	W 28-24-8
61	2/25	Calgary	1-4	L 28-25-8
62	3/1	Chicago	6-3	W 29-25-8
63	3/2	@ Chicago	4-6	L 29-26-8
64	3/4	@ Quebec	6-3	W 30-26-8
65	3/6	@ Montreal	7-4	W 31-26-8
66	3/8	Vancouver	7-3	W 32-26-8
67	3/9	@ Chicago	2-4	L 32-27-8
68	3/11	Buffalo	3-2	W 33-27-8

#	DATE	VERSUS	SCORE	RECORD
69	3/13	Minnesota	2-3	L 33-28-8
70	3/15	Washington	4-5	L 33-29-8
71	3/17	@ Minnesota	5-6	L 33-30-8
72	3/19	Hartford	2-5	L 33-31-8
73	3/20	@ Detroit	3-2	W 34-31-8
74	3/22	Montreal	3-2	W 35-31-8
75	3/25	@ N.Y. Islanders	2-0	W 36-31-8
76	3/27	@ New Jersey	0-1	L 36-32-8
77	3/29	@ Toronto	1-4	L 36-33-8
78	4/1	Toronto	2-2	T 36-33-9
79	4/5	Chicago	7-5	W 37-33-9
80	4/6	@ Chicago	1-3	L 37-34-9

PLAYER	GP	G	A	TP	+/-	PIM	PP	SH	GW	S	%
Bernie Federko	80	34	68	102	11	34	16	0	2	166	20.4
Mark Hunter	78	44	30	74	13	171	11	2	3	204	21.6
Ron Flockhart	79	22	45	67	10	26	5	2	2	199	11.1
Rob Ramage	77	10	56	66	19	171	7	0	2	228	4.4
Doug Gilmour	74	25	28	53	-4	41	2	1	5	183	13.7
Joe Mullen	48	28	24	52	-3	10	9	0	4	141	19.7
Dave Barr	72	13	38	51	11	70	0	0	2	107	12.3
Brian Sutter	44	19	23	42	-7	87	8	0	1	92	20.7
Kevin LaVallee	64	18	20	38	9	6	7	0	2	129	14.0
Mark Reeds	78	10	28	38	13	28	0	0	2	108	9.3
Greg Paslawski	56	22	11	33	-9	18	1	1	3	151	14.7
Rick Meagher	79	11	19	30	0	28	0	3	3	109	10.1
Lee Norwood	71	5	24	29	4	134	2	0	1	112	4.5
Ric Nattness	78	4	20	24	-8	52	1	0	2	124	3.2
Bruce Bell	75	2	18	20	4	43	2	0	0	95	2.1
Doug Wickenheiser	36	8	11	19	11	16	0	0	2	53	15.1
Eddy Beers (CGY)	33	11	10	21	-3	8	4	0	1	83	13.3
(STL)	24	7	11	18	-3	24	4	0	0	52	13.2
(TOTALS)	57	18	21	39	-6	32	8	0	1	135	13.2
Gino Cavallini (STL)	30	6	5	11	-3	36	1	0	0	44	13.6
(CGY)	27	7	7	14	-7	26	4	0	0	51	13.7
(TOTALS)	57	13	12	25	-10	62	5	0	0	95	13.7
Jim Pavese	69	4	7	11	-2	116	1	0	0	51	7.8
Charlie Bourgeois (STL)	31	2	7	9	8	116	1	0	1	34	5.9
(CGY)	29	5	5	10	9	128	0	0	0	30	16.7
(TOTALS)	60	7	12	19	17	244	1	0	1	64	10.9
Denis Cyr	31	3	4	7	-11	2	0	0	0	21	14.3
Kent Carlson (STL)	26	2	3	5	2	42	0	0	0	14	14.3
(MTL)	2	0	0	0	0	0	0	0	0	0	0.0
(TOTALS)	28	2	3	5	2	42	0	0	0	14	14.3
Terry Johnson	49	0	4	4	-10	87	0	0	0	21	0.0
Rik Wilson	32	0	4	4	-7	48	0	0	0	45	0.0
Normand Baron	23	2	0	2	-6	39	0	0	0	13	15.4
Doug Evans	13	1	0	1	0	2	0	0	0	12	8.3
Darrell May	3	0	1	1	0	2	0	0	0	0	0.0
Greg Millen	36	0	1	1	0	8	0	0	0	0	0.0
Shawn Evans	7	0	0	0	-1	2	0	0	0	1	0.0
Mike Posavad	6	0	0	0	-1	0	0	0	0	2	0.0
Herb Raglan	7	0	0	0	-3	5	0	0	0	4	0.0
Rick Wamsley	42	0	0	0	0	2	0	0	0	0	0.0

PLAYER	GP	W	L	T/O	GA	SA	SV%	GAA	SO	MIN
Rick Wamsley	42	22	16	3	144	1,354	0.894	3.43	1	2,517
Greg Millen	36	14	16	6	129	1,140	0.887	3.57	1	2,168
Darrell May	3	1	2	0	13	86	0.849	4.24	0	184



ST. LOUIS BLUES

1984 - 1985 GAME-BY-GAME (37-31-12, 86 pts, 1st Norris Division)

#	DATE	VERSUS	SCORE	RECORD
1	10/11	@ Calgary	4-2	W 1-0-0
2	10/12	@ Edmonton	1-5	L 1-1-0
3	10/14	@ Los Angeles	5-2	W 2-1-0
4	10/17	@ Chicago	3-4	L 2-2-0
5	10/20	New Jersey	8-3	W 3-2-0
6	10/24	Boston	1-4	L 3-3-0
7	10/25	@ Philadelphia	2-7	L 3-4-0
8	10/27	Chicago	4-5	L 3-5-0
9	10/31	Toronto	6-5	OT W 4-5-0
10	11/3	Calgary	5-2	W 5-5-0
11	11/6	@ N.Y. Islanders	3-6	L 5-6-0
12	11/8	@ Pittsburgh	6-2	W 6-6-0
13	11/9	@ Philadelphia	0-6	L 6-7-0
14	11/11	@ Boston	1-1	OT T 6-7-1
15	11/14	Quebec	3-7	L 6-8-1
16	11/16	Quebec	4-2	W 7-8-1
17	11/20	@ Vancouver	5-1	W 8-8-1
18	11/23	@ Calgary	3-1	W 9-8-1
19	11/24	@ Edmonton	6-7	L 9-9-1
20	11/27	@ Vancouver	6-1	W 10-9-1
21	11/30	@ Detroit	5-3	W 11-9-1
22	12/1	Detroit	10-5	W 12-9-1
23	12/4	Winnipeg	2-2	OT T 12-9-2
24	12/5	@ Pittsburgh	4-7	L 12-10-2
25	12/8	Toronto	3-3	OT T 12-10-3
26	12/11	Washington	3-3	OT T 12-10-4
27	12/13	@ New Jersey	4-4	OT T 12-10-5
28	12/15	Edmonton	2-8	L 12-11-5
29	12/17	@ Toronto	3-2	W 13-11-5
30	12/19	Minnesota	4-1	W 14-11-5
31	12/22	@ Washington	5-7	L 14-12-5
32	12/23	@ Buffalo	2-3	L 14-13-5
33	12/26	Chicago	4-3	W 15-13-5
34	12/29	N.Y. Islanders	1-5	L 15-14-5
35	12/30	@ N.Y. Rangers	2-6	L 15-15-5
36	1/3	Montreal	2-2	OT T 15-15-6
37	1/5	Philadelphia	3-6	L 15-16-6
38	1/6	@ Chicago	3-2	W 16-16-6
39	1/9	Washington	2-4	L 16-17-6
40	1/10	@ Minnesota	5-3	W 17-17-6
41	1/12	N.Y. Rangers	4-4	OT T 17-17-7
42	1/16	@ Minnesota	4-4	OT T 17-17-8
43	1/18	@ Winnipeg	6-2	W 18-17-8
44	1/19	@ Toronto	1-6	L 18-18-8
45	1/21	@ Detroit	6-3	W 19-18-8
46	1/25	Los Angeles	6-3	W 20-18-8
47	1/26	Los Angeles	3-7	L 20-19-8
48	1/29	Winnipeg	6-6	OT T 20-19-9
49	1/31	Detroit	3-2	W 21-19-9
50	2/2	Chicago	5-1	W 22-19-9
51	2/3	@ Chicago	6-4	W 23-19-9
52	2/6	Vancouver	4-0	W 24-19-9
53	2/7	@ Detroit	5-5	OT T 24-19-10
54	2/9	Minnesota	4-2	W 25-19-10
55	2/14	Toronto	5-3	W 26-19-10
56	2/16	Minnesota	6-4	W 27-19-10
57	2/19	Montreal	2-5	L 27-20-10
58	2/20	@ Detroit	2-3	L 27-21-10
59	2/22	@ Buffalo	4-1	W 28-21-10
60	2/24	@ Hartford	3-2	W 29-21-10
61	2/27	Buffalo	3-1	W 30-21-10
62	3/2	Chicago	4-4	OT T 30-21-11
63	3/3	@ Chicago	2-5	L 30-22-11
64	3/5	Toronto	7-2	W 31-22-11
65	3/7	Pittsburgh	5-1	W 32-22-11
66	3/9	@ Minnesota	1-4	L 32-23-11
67	3/10	Detroit	6-2	W 33-23-11
68	3/12	N.Y. Islanders	5-6	L 33-24-11

#	DATE	VERSUS	SCORE	RECORD
69	3/16	Hartford	0-5	L 33-25-11
70	3/18	@ Toronto	3-4	OT L 33-26-11
71	3/20	@ Hartford	2-3	L 33-27-11
72	3/21	@ Boston	1-1	OT T 33-27-12
73	3/23	Minnesota	4-2	W 34-27-12
74	3/27	@ Toronto	2-4	L 34-28-12
75	3/28	@ Montreal	1-5	L 34-29-12
76	3/30	@ Quebec	1-3	L 34-30-12
77	4/2	New Jersey	8-4	W 35-30-12
78	4/4	N.Y. Rangers	4-5	L 35-31-12
79	4/6	@ Minnesota	4-3	W 36-31-12
80	4/7	Detroit	6-5	OT W 37-31-12

PLAYER	GP	G	A	TP	+/-	PIM	PP	SH	GW	S	%	
Bernie Federko	76	30	73	103	-10	27	6	0	3	1751	2.7	
Joe Mullen	79	40	52	92	7	6	13	0	4	2531	5.9	
Brian Sutter	77	37	37	74	10	121	14	0	7	1822	4.0	
Doug Gilmour	78	21	36	57	3	49	3	1	3	1621	3.0	
Jorgen Pettersson	75	23	32	55	7	20	8	0	3	1801	2.8	
Doug Wickenheiser	68	23	20	43	10	36	1	2	3	1551	4.8	
Greg Paslawski	72	22	20	42	6	21	7	0	2	1631	3.8	
Mark Reeds	80	9	30	39	8	25	0	1	4	100	2.9	
Rob Ramage	80	7	31	38	-6	178	1	0	0	284	2.5	
Dave Barr	75	16	18	34	4	32	2	0	1	75	2.1	
Kevin LaVallee	38	15	17	32	2	8	2	0	1	6	72	2.1
Craig Levie	61	6	23	29	0	33	2	0	1	95	6.4	
Tim Bothwell	79	4	22	26	27	62	1	0	0	103	3.9	
Rik Wilson	51	8	16	24	15	39	3	0	0	85	9.4	
Pat Hickey	57	10	13	23	-4	32	0	3	1	53	1.9	
Perry Anderson	71	9	9	18	3	146	0	0	1	84	10.5	
Gilbert Delorme	74	2	12	14	5	53	1	0	0	86	2.4	
Mark Johnson (HFD)	49	19	28	47	-24	21	10	0	2	107	17.8	
(STL)	17	4	6	10	-2	2	2	0	0	37	11.1	
(TOTALS)	66	23	34	57	-26	23	12	0	2	144	16.1	
Denis Cyr	9	5	3	8	1	0	0	0	1	12	41.7	
Jim Pavese	51	2	5	7	-3	69	0	0	1	27	7.4	
Terry Johnson	74	0	7	7	13	120	0	0	0	41	0.0	
Alain Lemieux	19	4	2	6	2	0	0	0	1	12	36.4	
Dwight Schofield	43	1	4	5	-4	181	0	0	0	13	7.1	
Luc Dufour (QUE)	30	2	3	5	-5	27	0	0	0	18	11.1	
(STL)	23	1	3	4	-8	18	0	0	0	38	2.6	
(TOTALS)	53	6	9	9	-13	45	0	0	0	56	5.4	
Brian Benning	4	0	2	2	-6	0	0	0	0	2	0.0	
Perry Ganchar	7	0	2	2	0	0	0	0	0	4	0.0	
Mike Liut	32	0	1	1	0	4	0	0	0	0	0.0	
Rick Wamsley	40	0	1	1	0	0	0	0	0	0	0.0	
Rick Heinz	2	0	0	0	0	0	0	0	0	0	0.0	
Greg Millen (HFD)	44	0	0	0	0	4	0	0	0	0	0.0	
(STL)	10	0	0	0	0	0	0	0	0	0	0.0	
(TOTALS)	54	0	0	0	0	4	0	0	0	0	0.0	

PLAYER	GP	W	L	T/O	G	SA	SV%	GAA	SO	MIN
Rick Wamsley	40	23	12	5	126	1,094	0.885	3.26	0	2,319
Mike Liut (STL)	32	12	6	119	992	0.880	3.82	1	1,869	
(HFD)	13	5	7	1	38	419	0.309	2.88	1	791
(TOTALS)	45	17	19	7	157	1,411	0.889	3.54	2	2,660
Greg Millen (HFD)	44	16	22	6	187	1,288	0.855	4.22	1	2,659
(STL)	10	2	7	1	35	271	0.871	3.46	0	607
(TOTALS)	54	18	29	7	222	1,559	0.858	4.08	1	3,266
Rick Heinz	2	0	0	0	3	26	0.885	2.57	0	70

ALL-TIME TEAM & INDIVIDUAL RECORDS & STATS

1983 - 1984 GAME-BY-GAME (32-41-7, 71 pts, 2nd Norris Division)

#	DATE	VERSUS	SCORE	RECORD
1	10/4	Pittsburgh	5-3	W 1-0-0
2	10/5	@ Chicago	3-4	L 1-1-0
3	10/8	Chicago	4-1	W 2-1-0
4	10/11	Vancouver	3-2	W 3-1-0
5	10/13	Los Angeles	7-4	W 4-1-0
6	10/15	N.Y. Rangers	6-5	W 5-1-0
7	10/19	@ Detroit	2-4	L 5-2-0
8	10/22	Chicago	2-1	W 6-2-0
9	10/25	@ Vancouver	1-7	L 6-3-0
10	10/26	@ Calgary	4-5	L 6-4-0
11	10/29	Boston	2-3	L 6-5-0
12	11/1	Detroit	2-3	L 6-6-0
13	11/3	@ Boston	5-9	L 6-7-0
14	11/5	Philadelphia	7-6	W 7-7-0
15	11/8	@ Los Angeles	5-5	T 7-7-1
16	11/10	@ Chicago	2-6	L 7-8-1
17	11/12	@ Minnesota	2-5	L 7-9-1
18	11/15	Montreal	2-5	L 7-10-1
19	11/16	@ Chicago	3-4	L 7-11-1
20	11/19	@ Pittsburgh	4-4	T 7-11-2
21	11/22	Toronto	7-4	W 8-11-2
22	11/23	@ Detroit	0-3	L 8-12-2
23	11/26	Edmonton	8-6	W 9-12-2
24	11/29	N.Y. Islanders	5-5	T 9-12-3
25	12/2	@ Buffalo	6-7	L 9-13-3
26	12/3	@ Hartford	2-7	L 9-14-3
27	12/6	Buffalo	8-2	W 10-14-3
28	12/7	@ Toronto	4-3	W 11-14-3
29	12/10	Detroit	8-3	W 12-14-3
30	12/13	Chicago	4-1	W 13-14-3
31	12/14	@ Minnesota	4-4	T 13-14-4
32	12/17	@ Montreal	3-6	L 13-15-4
33	12/20	Minnesota	2-5	L 13-16-4
34	12/21	@ Toronto	4-5	L 13-17-4
35	12/23	@ Winnipeg	3-6	L 13-18-4
36	12/26	@ Chicago	1-3	L 13-19-4
37	12/27	@ New Jersey	5-4	OT W 14-19-4
38	12/29	Toronto	3-1	W 15-19-4
39	12/31	Pittsburgh	2-0	W 16-19-4
40	1/3	Toronto	8-3	W 17-19-4
41	1/5	@ Washington	1-5	L 17-20-4
42	1/7	@ Montreal	0-5	L 17-21-4
43	1/8	@ Toronto	5-2	W 18-21-4
44	1/10	Vancouver	2-0	W 19-21-4
45	1/12	Boston	2-6	L 19-22-4
46	1/14	Minnesota	2-4	L 19-23-4
47	1/17	Calgary	2-2	T 19-23-5
48	1/18	@ N.Y. Rangers	2-6	L 19-24-5
49	1/20	@ New Jersey	4-3	OT W 20-24-5
50	1/21	Buffalo	1-2	L 20-25-5
51	1/24	Toronto	6-3	W 21-25-5
52	1/27	Minnesota	8-10	L 21-26-5
53	1/29	@ N.Y. Rangers	2-3	L 21-27-5
54	2/2	@ N.Y. Islanders	5-2	W 22-27-5
55	2/4	Hartford	3-7	L 22-28-5
56	2/7	Calgary	1-2	L 22-29-5
57	2/11	Chicago	1-1	T 22-29-6
58	2/15	@ Detroit	4-3	W 23-29-6
59	2/16	@ Philadelphia	2-5	L 23-30-6
60	2/18	Washington	2-4	L 23-31-6
61	2/19	@ Chicago	5-6	L 23-32-6
62	2/21	Edmonton	5-6	L 23-33-6
63	2/23	@ N.Y. Islanders	1-5	L 23-34-6
64	2/25	@ Quebec	3-3	T 23-34-7
65	2/26	@ Quebec	0-5	L 23-35-7
66	2/28	Minnesota	5-2	W 24-35-7
67	2/29	@ Minnesota	7-5	W 25-35-7
68	3/3	Philadelphia	4-3	W 26-35-7

#	DATE	VERSUS	SCORE	RECORD
69	3/6	Detroit	1-3	L 26-36-7
70	3/8	@ Detroit	3-6	L 26-37-7
71	3/10	New Jersey	6-5	OT W 27-37-7
72	3/13	Hartford	2-0	W 28-37-7
73	3/15	Detroit	5-3	W 29-37-7
74	3/17	Quebec	4-6	L 29-38-7
75	3/18	@ Washington	5-3	W 30-38-7
76	3/20	Winnipeg	9-3	W 31-38-7
77	3/24	@ Edmonton	7-1	W 32-38-7
78	3/26	@ Minnesota	3-4	L 32-39-7
79	3/30	@ Winnipeg	1-2	L 32-40-7
80	3/31	@ Toronto	4-6	L 32-41-7

PLAYER	GP	G	A	TP	+/	PIM	PPSH	GW	S	%
Bernie Federko	79	41	66	107	-2	43	14	0	3	19720.8
Joe Mullen	80	41	44	85	-9	19	13	0	6	22818.0
Brian Sutter	76	32	51	83	-10	162	14	2	3	19316.6
Jorgen Pettersson	77	28	34	62	-2	29	7	0	7	20313.2
Rob Ramage	80	15	45	60	-13	121	9	0	3	2675.6
Doug Gilmour	80	25	28	53	6	57	3	1	1	15715.9
Guy Chouinard	64	12	34	46	-15	10	4	0	2	11713.0
Wayne Babych	70	13	29	42	2	52	3	0	0	11511.3
Doug Wickenheiser (STL)	46	7	21	28	9	19	2	0	1	1195.9
(MTL)	27	5	10	1	6	0	0	1	1	2619.2
(TOTALS)	73	12	26	38	10	25	2	0	2	1448.3
Mark Reeds	65	11	14	25	3	23	3	1	0	7215.3
Perry Turnbull	32	14	8	22	-1	81	1	0	0	8416.7
Pat Hickey	67	9	11	20	3	24	0	0	3	7811.5
Rik Wilson	48	7	11	18	3	53	2	0	1	729.7
Andre Dore	55	3	12	15	4	58	0	0	1	515.9
Tim Bothwell	61	2	13	15	22	65	1	0	0	593.4
Greg Paslawski (STL)	34	8	6	14	3	17	1	0	0	3622.2
(MTL)	26	1	4	5	-5	4	0	0	0	273.7
(TOTALS)	60	9	10	19	-2	21	1	0	0	6314.3
Jack Carlson	58	6	8	14	9	95	0	0	0	3517.1
Dwight Schofield	74	4	10	14	-4	219	0	0	1	578.3
Perry Anderson	50	7	5	12	-12	195	0	0	1	4914.3
Blake Dunlop	17	1	10	11	-1	4	0	0	0	185.6
Dave Pichette (STL)	23	0	11	11	-4	6	0	0	0	370.0
(QUE)	23	2	7	9	2	12	0	0	0	345.9
(TOTALS)	46	2	18	20	-2	18	0	0	0	712.8
Alain Lemieux	17	4	5	9	2	6	1	0	0	1428.6
Terry Johnson	65	2	6	8	3	143	0	0	0	365.3
Jack Brownschidle	51	1	7	8	-19	19	1	0	0	502.0
Gilbert Delorme (STL)	44	0	5	5	-6	41	0	0	0	680.0
(MTL)	27	2	7	9	-4	8	0	0	0	375.4
(TOTALS)	71	2	12	14	-10	49	0	0	0	1051.9
Mike Liut	58	0	4	4	0	0	0	0	0	00.0
Larry Patey	17	0	1	1	-10	8	0	0	0	90.0
Jim Pavese	4	0	1	1	-1	19	0	0	0	10.0
Dave Barr (NYR)	6	0	0	0	0	2	0	0	0	90.0
(STL)	1	0	0	0	-1	0	0	0	0	00.0
(TOTALS)	7	0	0	0	-1	2	0	0	0	90.0
Perry Ganchar	1	0	0	0	1	0	0	0	0	00.0
Rick Heinz	22	0	0	0	0	4	0	0	0	00.0
Ralph Klassen	5	0	0	0	-5	0	0	0	0	50.0
Michel Larocque	5	0	0	0	0	2	0	0	0	00.0
John Markell	2	0	0	0	-3	0	0	0	0	00.0

PLAYER	GP	W	L	T/O	GA	SA	SV%	GAA	SO	MIN
Mike Liut	58	25	29	4	197	1,697	0.884	3.45	3	3,425
Rick Heinz	22	7	7	3	80	539	0.852	4.29	0	1,118
Michel Larocque	5	0	5	0	31	164	0.811	6.20	0	300



ST. LOUIS BLUES

1982 -1983 GAME-BY-GAME (25-40-15, 65 pts, 4th Norris Division)

#	DATE	VERSUS	SCORE	RECORD
1	10/6	@ Detroit	2-1	W 1-0-0
2	10/7	Toronto	3-2	W 2-0-0
3	10/9	Minnesota	3-6	L 2-1-0
4	10/13	@ Chicago	4-6	L 2-2-0
5	10/14	Winnipeg	2-5	L 2-3-0
6	10/16	Detroit	6-0	W 3-3-0
7	10/18	@ Minnesota	3-4	L 3-4-0
8	10/20	@ Pittsburgh	5-3	W 4-4-0
9	10/23	Chicago	5-4	W 5-4-0
10	10/24	@ Buffalo	2-6	L 5-5-0
11	10/27	@ Detroit	4-5	L 5-6-0
12	10/30	Washington	5-6	L 5-7-0
13	11/2	Detroit	4-2	W 6-7-0
14	11/5	@ Washington	4-3	W 7-7-0
15	11/6	Toronto	3-3	T 7-7-1
16	11/9	@ N.Y. Islanders	1-4	L 7-8-1
17	11/10	@ N.Y. Rangers	4-5	L 7-9-1
18	11/13	@ Hartford	2-5	L 7-10-1
19	11/14	@ Boston	3-7	L 7-11-1
20	11/16	New Jersey	7-2	W 8-11-1
21	11/20	Detroit	2-2	T 8-11-2
22	11/21	@ Philadelphia	1-3	L 8-12-2
23	11/23	Montreal	1-1	T 8-12-3
24	11/26	@ Buffalo	6-8	L 8-13-3
25	11/27	Pittsburgh	5-3	W 9-13-3
26	11/30	N.Y. Islanders	2-3	L 9-14-3
27	12/2	Minnesota	3-6	L 9-15-3
28	12/4	@ Los Angeles	3-6	L 9-16-3
29	12/5	@ Vancouver	3-6	L 9-17-3
30	12/7	@ Edmonton	2-3	L 9-18-3
31	12/9	@ Calgary	7-2	W 10-18-3
32	12/11	Vancouver	1-3	L 10-19-3
33	12/14	Winnipeg	3-4	L 10-20-3
34	12/15	@ Toronto	4-2	W 11-20-3
35	12/18	Hartford	7-4	W 12-20-3
36	12/21	@ Detroit	5-5	T 12-20-4
37	12/23	Toronto	7-3	W 13-20-4
38	12/26	@ Chicago	4-7	L 13-21-4
39	12/28	Boston	0-3	L 13-22-4
40	12/29	@ Pittsburgh	6-5	W 14-22-4
41	1/1	Philadelphia	1-4	L 14-23-4
42	1/4	Chicago	2-4	L 14-24-4
43	1/5	@ Minnesota	3-3	T 14-24-5
44	1/8	Washington	3-3	T 14-24-6
45	1/11	Edmonton	5-7	L 14-25-6
46	1/14	@ Winnipeg	4-2	W 15-25-6
47	1/17	@ Toronto	4-4	T 15-25-7
48	1/18	@ Quebec	1-3	L 15-26-7
49	1/20	@ New Jersey	3-3	T 15-26-8
50	1/22	Calgary	6-7	L 15-27-8
51	1/25	Minnesota	4-4	T 15-27-9
52	1/27	@ Minnesota	3-3	T 15-27-10
53	1/29	Los Angeles	4-2	W 16-27-10
54	2/1	Chicago	0-5	L 16-28-10
55	2/2	@ Detroit	4-3	W 17-28-10
56	2/5	N.Y. Rangers	2-2	T 17-28-11
57	2/10	@ Philadelphia	2-5	L 17-29-11
58	2/12	New Jersey	5-1	W 18-29-11
59	2/14	Buffalo	6-4	W 19-29-11
60	2/16	@ Toronto	3-6	L 19-30-11
61	2/17	Toronto	3-6	L 19-31-11
62	2/19	Quebec	4-4	T 19-31-12
63	2/22	@ Vancouver	3-6	L 19-32-12
64	2/25	@ Edmonton	5-5	T 19-32-13
65	2/26	@ Calgary	2-7	L 19-33-13
66	3/1	Los Angeles	7-2	W 20-33-13
67	3/2	@ Minnesota	4-4	T 20-33-14
68	3/5	Montreal	5-6	L 20-34-14

#	DATE	VERSUS	SCORE	RECORD
69	3/8	N.Y. Islanders	6-0	W 21-34-14
70	3/9	@ Toronto	2-5	L 21-35-14
71	3/12	Detroit	2-1	W 22-35-14
72	3/15	Quebec	5-3	W 23-35-14
73	3/16	@ Chicago	1-4	L 23-36-14
74	3/19	Minnesota	3-3	T 23-36-15
75	3/22	@ Hartford	4-1	W 24-36-15
76	3/24	@ Boston	6-7	L 24-37-15
77	3/26	@ Montreal	5-6	L 24-38-15
78	3/29	N.Y. Rangers	3-4	L 24-39-15
79	4/2	Chicago	4-2	W 25-39-15
80	4/3	@ Chicago	2-7	L 25-40-15

PLAYER	GP	G	A	TP	+/-	PIM	PP	SH	GW	S	%
Bernie Federko	75	24	60	84	-9	24	9	0	1	184	13.0
Brian Sutter	79	46	30	76	-3	254	11	0	4	202	22.5
Jorgen Pettersson	74	35	38	73	-10	4	7	3	4	201	17.4
Blake Dunlop	78	22	44	66	-4	14	8	0	2	134	16.3
Rob Ramage	78	16	35	51	-9	193	8	0	3	278	5.7
Perry Turnbull	79	32	15	47	-18	172	6	0	1	206	15.6
Joe Mullen	49	17	30	47	-7	6	5	0	0	128	13.3
Wayne Babych	71	16	23	39	-24	62	5	0	2	148	10.8
Alain Lemieux	42	9	25	34	-12	18	1	0	0	72	12.7
Guy Lapointe	54	3	23	26	-12	43	1	1	1	107	2.8
Mike Zuke	43	8	16	24	-2	14	0	0	1	58	13.8
Jack Brownschilde	72	1	22	23	-2	30	1	0	0	128	0.8
Larry Patey	67	9	12	21	-7	80	0	3	0	72	12.5
Mark Reeds	20	5	14	19	8	6	0	0	1	35	14.7
Blair Chapman	39	7	11	18	-8	10	3	0	1	46	15.2
Mike Crombeen	80	6	11	17	-5	20	0	1	1	71	8.5
Andre Dore	38	2	15	17	9	25	0	0	0	41	4.9
Tim Bothwell	61	4	11	15	-9	34	0	1	1	62	6.5
Bob Crawford	27	5	9	14	-5	-2	1	0	0	63	7.9
Rik Wilson	56	3	11	14	-9	50	1	0	1	77	3.9
Vaclav Nedomansky	22	2	9	11	-8	2	1	0	0	35	5.7
Jack Carlson	54	6	1	7	-2	58	0	1	43	14.0	
Perry Anderson	18	5	2	7	-6	14	0	0	0	26	18.5
Ed Kea	46	0	5	5	-7	24	0	0	0	42	0.0
Alain Vigneault	28	1	3	4	-4	39	0	0	0	13	7.7
Ralph Klassen	29	0	2	2	-2	6	0	0	0	14	0.0
Jim Pavese	24	0	2	2	-11	45	0	0	0	9	0.0
Curt Brackenbury	6	1	0	1	-8	6	0	0	0	2	50.0
Glen Hanlon	14	0	0	0	0	0	0	0	0	0	0.0
Gerry Hart	8	0	0	0	-3	2	0	0	0	0	0.0
Rick Heinz	9	0	0	0	0	2	0	0	0	0	0.0
Pat Hickey	1	0	0	0	0	0	0	0	0	1	0.0
Mike Liut	68	0	0	0	0	2	0	0	0	0	0.0
Bill Stewart	7	0	0	0	-1	8	0	0	0	5	0.0
Rob Tudor	2	0	0	0	0	0	0	0	0	0	0.0

PLAYER	GP	W	L	T/O	GA	GAA	SO	MIN
Mike Liut	68	21	27	13	235	3.72	1	3,794
Glen Hanlon (NYR)	21	9	10	1	67	3.43	0	1,173
(STL)	14	3	8	1	50	4.47	0	671
(TOTALS)	35	12	18	2	117	3.81	0	1,844
Rick Heinz	9	1	5	1	24	4.30	1	335

ALL-TIME TEAM & INDIVIDUAL RECORDS & STATS

1981-1982 GAME-BY-GAME (32-40-8, 72 pts, 3rd Norris Division)

#	DATE	VERSUS	SCORE	RECORD
1	10/6	Pittsburgh	6-2	W 1-0-0
2	10/10	Calgary	4-6	L 1-1-0
3	10/15	@ Detroit	3-6	L 1-2-0
4	10/17	Chicago	7-3	W 2-2-0
5	10/18	@ N.Y. Rangers	3-5	L 2-3-0
6	10/20	Boston	3-4	L 2-4-0
7	10/22	@ Minnesota	5-5	T 2-4-1
8	10/24	Philadelphia	3-6	L 2-5-1
9	10/25	@ Chicago	4-4	T 2-5-2
10	10/27	Toronto	7-5	W 3-5-2
11	10/28	@ Buffalo	2-6	L 3-6-2
12	10/31	Los Angeles	5-4	W 4-6-2
13	11/4	@ Quebec	2-6	L 4-7-2
14	11/5	@ Montreal	3-4	L 4-8-2
15	11/7	Calgary	4-2	W 5-8-2
16	11/10	@ Calgary	7-0	W 6-8-2
17	11/12	@ Los Angeles	2-5	L 6-9-2
18	11/14	@ Colorado	4-2	W 7-9-2
19	11/17	Edmonton	1-5	L 7-10-2
20	11/18	@ Pittsburgh	1-6	L 7-11-2
21	11/21	Winnipeg	1-1	T 7-11-3
22	11/22	@ Winnipeg	4-5	L 7-12-3
23	11/24	Montreal	2-2	T 7-12-4
24	11/26	@ N.Y. Islanders	2-9	L 7-13-4
25	11/30	Colorado	4-2	W 8-13-4
26	12/1	Detroit	7-5	W 9-13-4
27	12/5	Pittsburgh	3-1	W 10-13-4
28	12/6	@ Philadelphia	2-8	L 10-14-4
29	12/9	@ Hartford	1-5	L 10-15-4
30	12/10	@ Boston	3-2	W 11-15-4
31	12/12	@ Quebec	6-4	W 12-15-4
32	12/15	Minnesota	4-2	W 13-15-4
33	12/19	Vancouver	5-0	W 14-15-4
34	12/20	@ Winnipeg	4-5	L 14-16-4
35	12/22	Buffalo	3-2	W 15-16-4
36	12/26	@ Minnesota	3-6	L 15-17-4
37	12/27	@ Chicago	4-3	W 16-17-4
38	12/29	Hartford	6-1	W 17-17-4
39	12/30	@ Toronto	6-4	W 18-17-4
40	1/2	Philadelphia	3-5	L 18-18-4
41	1/5	Minnesota	4-1	W 19-18-4
42	1/8	@ Colorado	1-7	L 19-19-4
43	1/9	Washington	7-4	W 20-19-4
44	1/13	Quebec	2-4	L 20-20-4
45	1/16	Chicago	8-6	W 21-20-4
46	1/19	@ Vancouver	5-4	W 22-20-4
47	1/20	@ Edmonton	6-8	L 22-21-4
48	1/23	Toronto	6-2	W 23-21-4
49	1/26	Edmonton	4-6	L 23-22-4
50	1/28	Minnesota	8-3	W 24-22-4
51	1/30	@ Los Angeles	4-7	L 24-23-4
52	2/2	Winnipeg	10-6	W 25-23-4
53	2/3	@ Chicago	5-9	L 25-24-4
54	2/6	Hartford	2-4	L 25-25-4
55	2/7	@ Detroit	5-8	L 25-26-4
56	2/10	N.Y. Rangers	3-3	T 25-26-5
57	2/13	Vancouver	2-3	L 25-27-5
58	2/16	Buffalo	1-2	L 25-28-5
59	2/18	@ Montreal	3-5	L 25-29-5
60	2/20	@ Toronto	5-8	L 25-30-5
61	2/23	Toronto	3-2	W 26-30-5
62	2/25	@ Washington	1-9	L 26-31-5
63	2/27	Detroit	6-2	W 27-31-5
64	2/28	@ Winnipeg	2-5	L 27-32-5
65	3/2	Boston	2-2	T 27-32-6
66	3/3	@ Washington	4-8	L 27-33-6
67	3/6	Detroit	5-1	W 28-33-6
68	3/8	@ Minnesota	1-8	L 28-34-6
69	3/9	N.Y. Islanders	4-6	L 28-35-6
70	3/13	Minnesota	2-3	L 28-36-6
71	3/16	Winnipeg	3-7	L 28-37-6
72	3/18	@ Detroit	7-4	W 29-37-6
73	3/20	@ N.Y. Islanders	3-3	T 29-37-7

#	DATE	VERSUS	SCORE	RECORD
74	3/21	@ N.Y. Rangers	5-8	L 29-38-7
75	3/25	@ Toronto	3-4	L 29-39-7
76	3/26	@ Winnipeg	4-4	T 29-39-8
77	3/28	@ Chicago	8-3	W 30-39-8
78	3/30	Toronto	5-3	W 31-39-8
79	4/3	Chicago	4-7	L 31-40-8
80	4/4	@ Detroit	3-2	W 32-40-8

PLAYER	GP	G	A	TP	+/	PIM	PP	SHGW	S	%	
Bernie Federko	74	30	62	92	-11	70	12	0	6	177	16.9
Blake Dunlop	77	25	53	78	-6	32	10	1	1	129	19.4
Brian Sutter	74	39	36	75	-3	239	14	0	3	195	20.0
Jorgen Pettersson	77	38	31	69	-4	28	8	0	2	227	16.7
Perry Turnbull	79	33	26	59	-13	161	2	0	2	215	15.3
Joe Mullen	45	25	34	59	11	4	10	0	3	141	17.7
Mike Zuke	76	13	40	53	-18	41	1	1	2	159	8.2
Wayne Babych	51	19	25	44	-12	53	4	0	3	142	13.4
Tony Currie (STL)	48	18	22	40	-8	17	4	0	2	103	17.5
(VAN)	12	5	3	8	1	2	2	0	0	29	17.2
(TOTALS)	60	23	25	48	-7	19	6	0	2	132	17.4
Jack Brownschidle	80	5	33	38	0	26	3	0	1	149	3.4
Mike Crombeen	71	19	8	27	-7	32	0	1	1	99	19.2
Larry Patey	70	14	12	26	-10	97	1	4	2	109	12.8
Rick Lapointe	71	2	20	22	-5	127	0	0	0	91	2.2
Jim Nill (STL)	61	9	12	21	-13	127	1	2	0	65	13.8
(VAN)	8	1	2	3	0	5	0	0	1	6	16.7
(TOTALS)	69	10	14	24	-13	132	1	2	1	71	14.1
Rik Wilson	48	3	18	21	-8	24	1	0	1	95	3.2
Blair Chapman	18	6	11	179/11/178	2	0	0	0	28	21.4	
Ed Kea	78	2	14	16	22	62	0	0	0	89	2.2
Joe Micheletti (COL)	21	2	6	8	-4	4	0	0	0	41	4.9
(STL)	20	3	11	14	-3	28	2	0	0	30	10.0
(TOTALS)	41	5	17	22	-7	32	2	0	0	71	7.0
Jim Pavese	42	2	9	11	-14	101	0	0	1	29	6.9
Ralph Klassen	45	3	7	10	-3	6	0	1	1	25	12.0
Bill Baker (STL)	35	3	5	8	-7	50	1	0	4	44	6.8
(COL)	14	0	3	3	-13	17	0	0	0	11	0.0
(TOTALS)	49	3	8	11	-20	67	1	0	0	55	5.5
Kari Eloranta (CGY)	19	5	5	-14	14	0	0	0	0	11	0.0
(STL)	12	1	7	8	6	6	1	0	1	22	4.5
(TOTALS)	31	1	12	13	-8	20	1	0	1	33	3.0
Guy Lapointe (MTL)	47	1	19	20	-3	72	0	0	0	97	1.0
(STL)	8	0	6	6	-3	4	0	0	0	15	0.0
(TOTALS)	55	1	25	26	-6	76	0	0	0	112	0.9
Bill Stewart	22	0	5	5	-5	25	0	0	0	21	0.0
Mark Reeds	9	1	3	4	3	0	0	0	0	8	12.5
Perry Anderson	5	1	2	3	1	0	0	0	0	9	11.1
Alain Vigneault	14	1	2	3	-1	43	0	0	0	9	11.1
Richie Hansen	2	0	2	2	2	0	0	0	0	4	0.0
Mike Liut	64	0	2	2	0	2	0	0	0	0	0.0
Bob Crawford	3	0	1	1	-4	0	0	0	0	9	0.0
Gary Edwards (STL)	10	0	1	1	0	0	0	0	0	0	0.0
(PIT)	6	0	0	0	0	2	0	0	0	0	0.0
(TOTALS)	16	0	1	1	0	2	0	0	0	0	0.0
Gerry Hart	35	0	1	1	-6	102	0	0	0	15	0.0
Alain Lemieux	3	0	1	1	-1	0	0	0	0	7	0.0
Scott Campbell	3	0	0	0	-2	52	0	0	0	0	0.0
Glen Hanlon (VAN)	28	0	0	0	0	22	0	0	0	0	0.0
(STL)	2	0	0	0	0	0	0	0	0	0	0.0
(TOTALS)	30	0	0	0	0	22	0	0	0	0	0.0
Rick Heinz (STL)	9	0	0	0	0	0	0	0	0	0	0.0
(VAN)	3	0	0	0	0	0	0	0	0	0	0.0
(TOTALS)	12	0	0	0	0	0	0	0	0	0	0.0
Neil Labatte	4	0	0	0	-3	6	0	0	0	3	0.0
Paul Skidmore	2	0	0	0	0	0	0	0	0	0	0.0

PLAYER	GP	W	L	T/O	GA	GAA	SO	MIN
Mike Liut	64	28	28	7	250	4.06	2	3,691
Rick Heinz (STL)	9	2	5	0	35	4.85	0	433
(VAN)	3	2	1	0	9	3.00	1	180
(TOTALS)	12	4	6	0	44	4.31	1	613
Paul Skidmore	2	1	1	0	6	3.00	0	120
Gary Edwards (STL)	10	1	5	1	45	5.63	0	480
(PIT)	6	3	2	1	22	3.67	1	360
(TOTALS)	16	4	7	2	67	4.79	1	840
Glen Hanlon (VAN)	28	8	14	5	106	3.95	1	1,610
(STL)	2	0	1	0	8	6.32	0	76
(TOTALS)	30	8	15	5	114	4.06	1	1,686



ST. LOUIS BLUES

1980 - 1981 GAME-BY-GAME (45-18-17, 107 pts, 1st Smythe Division)

#	DATE	VERSUS	SCORE	RECORD	#	DATE	VERSUS	SCORE	RECORD
1	10/9	Hartford	8-6	W 1-0-0	69	3/11	@ Quebec	5-5	T 41-13-15
2	10/11	Philadelphia	1-5	L 1-1-0	70	3/12	@ Montreal	3-4	L 41-14-15
3	10/14	@ N.Y. Islanders	5-5	T 1-1-1	71	3/14	Detroit	5-3	W 42-14-15
4	10/15	@ N.Y. Rangers	2-1	W 2-1-1	72	3/18	@ Toronto	2-6	L 42-15-15
5	10/18	Boston	3-2	W 3-1-1	73	3/21	@ Washington	3-3	T 42-15-16
6	10/21	Montreal	4-3	W 4-1-1	74	3/22	@ Buffalo	6-5	W 43-15-16
7	10/22	@ Pittsburgh	3-9	L 4-2-1	75	3/24	N.Y. Islanders	3-5	L 43-16-16
8	10/24	@ Washington	3-2	W 5-2-1	76	3/28	Buffalo	7-4	W 44-16-16
9	10/25	Washington	3-3	T 5-2-2	77	3/31	@ Minnesota	3-6	L 44-17-16
10	10/28	N.Y. Rangers	5-4	W 6-2-2	78	4/2	Los Angeles	6-4	W 45-17-16
11	10/29	@ Minnesota	2-2	T 6-2-3	79	4/4	Minnesota	0-5	L 45-18-16
12	11/1	Calgary	2-3	L 6-3-3	80	4/5	@ Winnipeg	5-5	T 45-18-17
13	11/2	@ Chicago	5-3	W 7-3-3					
14	11/5	Hartford	6-1	W 8-3-3					
15	11/8	@ Calgary	2-4	L 8-4-3					
16	11/9	@ Edmonton	6-4	W 9-4-3					
17	11/11	@ Vancouver	8-2	W 10-4-3					
18	11/14	@ Colorado	1-5	L 10-5-3					
19	11/15	@ Los Angeles	5-3	W 11-5-3					
20	11/18	N.Y. Islanders	2-7	L 11-6-3					
21	11/22	Detroit	6-2	W 12-6-3					
22	11/25	Buffalo	5-3	W 13-6-3					
23	11/26	@ Toronto	6-4	W 14-6-3					
24	11/28	@ Winnipeg	1-1	T 14-6-4					
25	11/29	Calgary	9-3	W 15-6-4					
26	12/2	Edmonton	5-2	W 16-6-4					
27	12/6	Winnipeg	5-2	W 17-6-4					
28	12/9	Minnesota	4-1	W 18-6-4					
29	12/11	Chicago	2-5	L 18-7-4					
30	12/13	Colorado	9-4	W 19-7-4					
31	12/14	@ Philadelphia	4-5	L 19-8-4					
32	12/17	@ Quebec	1-4	L 19-9-4					
33	12/18	@ Boston	7-3	W 20-9-4					
34	12/20	Winnipeg	5-2	W 21-9-4					
35	12/23	Pittsburgh	6-3	W 22-9-4					
36	12/27	@ Los Angeles	4-4	T 22-9-5					
37	12/28	@ Vancouver	3-2	W 23-9-5					
38	12/30	Toronto	5-3	W 24-9-5					
39	1/3	Vancouver	6-3	W 25-9-5					
40	1/6	Quebec	6-3	W 26-9-5					
41	1/8	@ Philadelphia	5-5	T 26-9-6					
42	1/10	Los Angeles	6-6	T 26-9-7					
43	1/12	@ Hartford	5-2	W 27-9-7					
44	1/14	@ Pittsburgh	3-6	L 27-10-7					
45	1/17	Edmonton	7-6	W 28-10-7					
46	1/21	@ Hartford	6-6	T 28-10-8					
47	1/22	@ Boston	3-7	L 28-11-8					
48	1/24	Chicago	4-2	W 29-11-8					
49	1/27	Pittsburgh	7-1	W 30-11-8					
50	1/31	Philadelphia	2-3	L 30-12-8					
51	2/1	@ Detroit	4-1	W 31-12-8					
52	2/3	Edmonton	3-3	T 31-12-9					
53	2/5	Toronto	8-4	W 32-12-9					
54	2/7	Vancouver	9-2	W 33-12-9					
55	2/8	@ Buffalo	3-3	T 33-12-10					
56	2/12	@ Montreal	3-3	T 33-12-11					
57	2/14	@ N.Y. Islanders	1-1	T 33-12-12					
58	2/15	@ N.Y. Rangers	5-4	W 34-12-12					
59	2/17	@ Calgary	5-2	W 35-12-12					
60	2/18	@ Edmonton	2-9	L 35-13-12					
61	2/21	Colorado	4-1	W 36-13-12					
62	2/24	Montreal	2-2	T 36-13-13					
63	2/25	@ Detroit	3-2	W 37-13-13					
64	2/28	Washington	7-4	W 38-13-13					
65	3/1	@ Chicago	4-4	T 38-13-14					
66	3/3	Boston	4-2	W 39-13-14					
67	3/7	N.Y. Rangers	7-2	W 40-13-14					
68	3/8	@ Colorado	7-0	W 41-13-14					

PLAYER	GP	G	A	TP	+-	PIM	PP	SH	GW	S	%
Bernie Federko	78	31	73	104	9	47	9	2	4	170	18.2
Wayne Babych	78	54	42	96	14	93	14	0	7	306	17.6
Blake Dunlop	80	20	67	87	15	40	6	0	2	134	14.9
Jorgen Pettersson	62	37	36	73	14	24	8	0	5	172	21.5
Brian Sutter	78	35	34	69	12	232	17	0	4	203	17.2
Mike Zuke	74	24	44	68	15	57	10	1	1	145	16.6
Perry Turnbull	75	34	22	56	15	209	5	0	5	209	16.3
Tony Currie	61	23	32	55	32	38	2	0	4	112	20.5
Blair Chapman	55	20	26	46	3	41	5	0	3	114	17.5
Larry Patey	80	22	23	45	2	107	0	8	3	125	17.6
Rick Lapointe	80	8	25	33	36	124	0	0	3	84	9.5
Joe Micheletti	63	4	27	31	13	53	3	0	1	102	3.9
Jack Bronschidle	71	5	23	28	6	12	3	0	1	96	5.2
Mike Crombeen	66	9	14	23	1	58	0	1	1	91	9.9
Bill Stewart	60	2	21	23	19	114	0	0	0	62	3.2
Ed Kea	74	3	18	21	15	60	0	0	0	59	5.1
Ralph Klassen	66	6	12	18	-5	23	0	1	0	65	9.2
Craig Norwich (STL)	23	4	12	16	1	14	3	0	1	64	6.3
(COL)	11	3	11	14	4	10	1	0	0	23	13.0
(TOTALS)	34	7	23	30	5	24	4	0	1	87	8.0
Gerry Hart (STL)	63	4	11	15	9	132	0	0	0	44	9.1
(QUE)	6	0	0	0	-2	10	0	0	0	6	0.0
(TOTALS)	69	4	11	15	7	142	0	0	0	50	8.0
Bryan Maxwell	40	3	10	13	7	137	0	0	0	35	8.6
Hartland Monahan	25	4	2	6	2	4	0	2	0	32	12.5
Ed Staniowski	19	0	2	2	0	0	0	0	0	0	0.0
Rick Heinz	4	0	1	1	0	0	0	0	0	0	0.0
Bob Hess	4	0	0	0	-3	4	0	0	0	3	0.0
Dick Lamby	1	0	0	0	-1	0	0	0	0	2	0.0
Chuck Lefley	2	0	0	0	0	0	0	0	0	1	0.0
Mike Liut	61	0	0	0	0	0	0	0	0	0	0.0
Paul MacLean	1	0	0	0	1	0	0	0	0	1	0.0

PLAYER	GP	W	L	T/O	GA	GAA	SO	MIN
Mike Liut	61	33	14	13	199	3.34	1	3,570
Ed Staniowski	19	10	3	3	72	4.28	0	1,010
Rick Heinz	4	2	1	1	8	2.18	0	220

ALL-TIME TEAM & INDIVIDUAL RECORDS & STATS

1979 - 1980 GAME-BY-GAME (34-34-12, 80 pts, 2nd Smythe Division)

#	DATE	VERSUS	SCORE	RECORD
1	10/9	@ Vancouver	5-2	W 1-0-0
2	10/11	@ Colorado	3-3	T 1-0-1
3	10/13	@ Los Angeles	3-5	L 1-1-1
4	10/17	Vancouver	1-5	L 1-2-1
5	10/20	Buffalo	3-2	W 2-2-1
6	10/23	Boston	5-5	T 2-2-2
7	10/24	@ Minnesota	2-5	L 2-3-2
8	10/27	Atlanta	0-3	L 2-4-2
9	10/28	@ Winnipeg	2-2	T 2-4-3
10	10/30	Edmonton	2-1	W 3-4-3
11	11/1	@ Philadelphia	1-3	L 3-5-3
12	11/3	Los Angeles	4-1	W 4-5-3
13	11/7	Toronto	4-7	L 4-6-3
14	11/10	@ Montreal	5-3	W 5-6-3
15	11/11	@ Quebec	1-4	L 5-7-3
16	11/13	Montreal	2-5	L 5-8-3
17	11/14	@ Toronto	2-7	L 5-9-3
18	11/17	Philadelphia	3-3	T 5-9-4
19	11/18	@ N.Y. Rangers	3-5	L 5-10-4
20	11/20	N.Y. Islanders	6-3	W 6-10-4
21	11/21	@ Pittsburgh	2-5	L 6-11-4
22	11/24	Colorado	4-3	W 7-11-4
23	11/25	@ Chicago	3-6	L 7-12-4
24	11/27	Quebec	4-2	W 8-12-4
25	11/29	@ Montreal	2-3	L 8-13-4
26	12/1	N.Y. Rangers	0-2	L 8-14-4
27	12/4	Winnipeg	2-4	L 8-15-4
28	12/6	@ Quebec	2-5	L 8-16-4
29	12/8	Washington	5-1	W 9-16-4
30	12/11	Pittsburgh	3-3	T 9-16-5
31	12/15	Minnesota	1-3	L 9-17-5
32	12/18	Montreal	5-3	W 10-17-5
33	12/21	@ Atlanta	5-1	W 11-17-5
34	12/22	Atlanta	3-7	L 11-18-5
35	12/26	Chicago	3-3	T 11-18-6
36	12/27	@ Detroit	3-2	W 12-18-6
37	12/29	Hartford	3-0	W 13-18-6
38	1/3	Vancouver	6-2	W 14-18-6
39	1/5	@ N.Y. Islanders	1-3	L 14-19-6
40	1/8	Los Angeles	6-3	W 15-19-6
41	1/10	@ Boston	7-4	W 16-19-6
42	1/12	Quebec	8-2	W 17-19-6
43	1/13	@ Philadelphia	1-1	T 17-19-7
44	1/15	Minnesota	2-1	W 18-19-7
45	1/16	@ Minnesota	3-7	L 18-20-7
46	1/19	@ Colorado	3-1	W 19-20-7
47	1/22	Philadelphia	1-3	L 19-21-7
48	1/26	Colorado	4-4	T 19-21-8
49	1/27	@ Winnipeg	6-6	T 19-21-9
50	1/29	Edmonton	3-2	W 20-21-9
51	1/30	@ Pittsburgh	4-3	W 21-21-9
52	2/2	Detroit	0-3	L 21-22-9
53	2/3	@ Detroit	4-2	W 22-22-9
54	2/6	@ Edmonton	6-3	W 23-22-9
55	2/9	Buffalo	3-2	W 24-22-9
56	2/11	@ Buffalo	2-4	L 24-23-9
57	2/14	@ Los Angeles	6-4	W 25-23-9
58	2/17	@ Edmonton	5-5	T 25-23-10
59	2/19	@ Vancouver	3-1	W 26-23-10
60	2/23	N.Y. Islanders	2-3	L 26-24-10
61	2/26	Toronto	5-2	W 27-24-10
62	2/29	@ Hartford	0-3	L 27-25-10
63	3/1	Hartford	3-6	L 27-26-10
64	3/3	Pittsburgh	5-1	W 28-26-10
65	3/5	@ Washington	5-7	L 28-27-10
66	3/8	Detroit	2-2	T 28-27-11
67	3/9	@ Buffalo	4-9	L 28-28-11
68	3/12	@ Toronto	3-2	W 29-28-11

#	DATE	VERSUS	SCORE	RECORD
69	3/15	@ N.Y. Islanders	2-6	L 29-29-11
70	3/16	@ N.Y. Rangers	2-5	L 29-30-11
71	3/18	Boston	3-3	T 29-30-12
72	3/20	@ Atlanta	4-8	L 29-31-12
73	3/22	Washington	6-2	W 30-31-12
74	3/24	@ Hartford	7-5	W 31-31-12
75	3/26	@ Washington	2-4	L 31-32-12
76	3/27	@ Boston	1-7	L 31-33-12
77	3/29	N.Y. Rangers	3-4	L 31-34-12
78	4/1	Chicago	5-2	W 32-34-12
79	4/5	Winnipeg	6-0	W 33-34-12
80	4/6	@ Chicago	5-4	W 34-34-12

PLAYER	GP	G	A	TP	+/	PIM	PPSH	GW	S	S%	
Bernie Federko	79	38	56	94	3	24	7	0	4	183	20.7
Mike Zuke	69	22	42	64	-2	30	6	1	1	172	12.8
Wayne Babych	59	26	35	61	11	49	7	0	3	160	16.4
Brian Sutter	71	23	35	58	3	156	6	0	1	173	13.3
Blair Chapman (STL)	63	25	26	51	-5	28	7	0	6	124	20.0
(PIT)	1	0	0	0	0	0	0	0	0	1	0.0
(TOTALS)	64	25	26	51	-5	28	7	0	6	125	20.0
Blake Dunlop	72	18	27	45	-8	28	8	0	1	101	17.8
Jack Brownshidle	77	12	32	44	16	8	3	0	2	130	9.2
Perry Turnbull	80	16	19	35	-11	124	3	0	1	139	11.5
Larry Patey	78	17	17	34	-18	76	0	3	3	144	11.8
Tony Currie	40	19	14	33	9	4	2	0	3	70	27.1
Ralph Klassen	80	9	16	25	-20	10	0	0	3	100	9.0
Rick Lapointe	80	6	19	25	-24	87	0	0	1	113	5.3
Mike Crombeen	71	10	12	22	-14	20	1	0	2	98	10.2
Ed Kea	69	3	16	19	10	79	0	0	1	73	4.1
Joe Micheletti	54	2	16	18	-6	29	2	0	0	68	2.9
Hartland Monahan	72	5	12	17	-22	36	1	1	0	93	5.4
Chuck Leffley	28	6	6	12	5	0	0	0	0	37	16.2
Bryan Maxwell	57	1	11	12	-13	112	0	0	0	34	2.9
Neil Komadoski	49	0	12	12	-21	52	0	0	0	22	0.0
Terry Harper	11	1	5	6	5	6	0	0	0	14	7.1
Floyd Thomson	11	2	3	5	-1	18	0	0	0	13	15.4
Bobby Simpson	18	2	2	4	-2	0	0	0	0	20	10.0
Rick Bowness	10	1	2	3	-2	11	0	0	0	4	25.0
Don Laurence	20	1	2	3	-7	8	0	0	1	35	2.9
Len Frig	7	0	2	2	-5	4	0	0	0	12	0.0
Bob Crawford	8	1	0	1	-6	2	0	0	0	12	8.3
Dick Lamby	12	0	1	1	-7	10	0	0	0	12	0.0
Bob Stewart (PIT)	65	3	7	10	-27	52	0	0	0	53	5.7
(STL)	10	0	1	1	-1	4	0	0	0	7	0.0
(TOTALS)	75	3	8	11	-28	56	0	0	0	60	5.0
Larry Giroux (HFD)	47	2	5	7	1	44	0	0	0	63	3.2
(STL)	3	0	0	0	-3	4	0	0	0	6	0.0
(TOTALS)	50	2	5	7	-2	48	0	0	0	69	2.9
Doug Grant	1	0	0	0	0	0	0	0	0	0	0.0
Mike Liut	64	0	0	0	0	2	0	0	0	0	0.0
Ed Staniowski	22	0	0	0	0	2	0	0	0	0	0.0

PLAYER	GP	W	L	T/O	GA	GAA	SO	MIN
Mike Liut	64	32	23	9	194	3.18	2	3,661
Ed Staniowski	22	2	11	3	80	4.33	0	1,108
Doug Grant	1	0	0	0	1	1.94	0	31



ST. LOUIS BLUES

1978 -1979 GAME-BY-GAME (18-50-12, 48 pts, 3rd Smythe Division)

#	DATE	VERSUS	SCORE	RECORD
1	10/11	@ Detroit	5-4	W 1-0-0
2	10/13	@ Vancouver	4-8	L 1-1-0
3	10/14	@ Los Angeles	2-6	L 1-2-0
4	10/17	Vancouver	8-6	W 2-2-0
5	10/20	@ Colorado	5-5	T 2-2-1
6	10/21	Colorado	3-4	L 2-3-1
7	10/24	Boston	2-7	L 2-4-1
8	10/25	@ Pittsburgh	6-6	T 2-4-2
9	10/28	Buffalo	7-7	T 2-4-3
10	10/31	Atlanta	2-5	L 2-5-3
11	11/1	@ Minnesota	1-9	L 2-6-3
12	11/4	Chicago	5-5	T 2-6-4
13	11/5	@ Chicago	1-3	L 2-7-4
14	11/7	Toronto	0-5	L 2-8-4
15	11/11	Colorado	5-3	W 3-8-4
16	11/14	Los Angeles	2-4	L 3-9-4
17	11/16	@ Buffalo	2-6	L 3-10-4
18	11/18	@ Toronto	1-3	L 3-11-4
19	11/19	@ Boston	2-5	L 3-12-4
20	11/21	Washington	3-4	L 3-13-4
21	11/22	@ Washington	3-1	W 4-13-4
22	11/24	@ Atlanta	1-4	L 4-14-4
23	11/25	Detroit	4-0	W 5-14-4
24	11/28	Vancouver	3-6	L 5-15-4
25	11/30	@ Philadelphia	0-3	L 5-16-4
26	12/2	Washington	5-2	W 6-16-4
27	12/6	@ N.Y. Rangers	4-7	L 6-17-4
28	12/7	@ N.Y. Islanders	1-7	L 6-18-4
29	12/9	Chicago	2-4	L 6-19-4
30	12/12	Montreal	0-6	L 6-20-4
31	12/13	@ Pittsburgh	0-3	L 6-21-4
32	12/16	N.Y. Islanders	2-2	T 6-21-5
33	12/17	@ Philadelphia	1-4	L 6-22-5
34	12/19	Atlanta	7-4	W 7-22-5
35	12/21	@ N.Y. Islanders	1-5	L 7-23-5
36	12/23	Toronto	1-6	L 7-24-5
37	12/26	Minnesota	4-6	L 7-25-5
38	12/27	@ Chicago	3-4	L 7-26-5
39	12/30	Philadelphia	6-3	W 8-26-5
40	1/2	@ Colorado	2-4	L 8-27-5
41	1/3	Minnesota	3-3	T 8-27-6
42	1/6	Colorado	1-4	L 8-28-6
43	1/9	N.Y. Rangers	3-5	L 8-29-6
44	1/11	Vancouver	3-4	L 8-30-6
45	1/13	Vancouver	3-3	T 8-30-7
46	1/16	Boston	5-2	W 9-30-7
47	1/18	@ Boston	0-4	L 9-31-7
48	1/20	N.Y. Rangers	3-2	W 10-31-7
49	1/23	Montreal	3-6	L 10-32-7
50	1/26	@ Vancouver	1-4	L 10-33-7
51	1/28	@ Chicago	7-2	W 11-33-7
52	1/30	Los Angeles	7-1	W 12-33-7
53	1/31	@ Toronto	1-5	L 12-34-7
54	2/3	Colorado	6-3	W 13-34-7
55	2/4	@ Buffalo	1-3	L 13-35-7
56	2/13	Vancouver	3-3	T 13-35-8
57	2/17	Chicago	1-5	L 13-36-8
58	2/18	Atlanta	4-6	L 13-37-8
59	2/21	@ N.Y. Rangers	3-7	L 13-38-8
60	2/22	@ N.Y. Islanders	1-6	L 13-39-8
61	2/24	@ Montreal	4-6	L 13-40-8
62	2/27	N.Y. Rangers	4-1	W 14-40-8
63	2/28	@ Detroit	6-5	W 15-40-8
64	3/3	Pittsburgh	8-4	W 16-40-8
65	3/7	N.Y. Islanders	5-5	T 16-40-9
66	3/10	@ Washington	5-7	L 16-41-9
67	3/11	Minnesota	8-2	W 17-41-9
68	3/13	@ Colorado	5-5	T 17-41-10

#	DATE	VERSUS	SCORE	RECORD
69	3/17	Detroit	1-3	L 17-42-10
70	3/18	@ Philadelphia	3-5	L 17-43-10
71	3/21	@ Vancouver	1-1	T 17-43-11
72	3/22	@ Los Angeles	3-3	T 17-43-12
73	3/25	@ Atlanta	2-8	L 17-44-12
74	3/26	Buffalo	2-4	L 17-45-12
75	3/29	@ Montreal	2-5	L 17-46-12
76	3/31	Philadelphia	2-4	L 17-47-12
77	4/1	@ Colorado	5-9	L 17-48-12
78	4/3	Pittsburgh	2-3	L 17-49-12
79	4/7	Chicago	4-1	W 18-49-12
80	4/8	@ Chicago	2-3	L 18-50-12

PLAYER	GP	G	A	TP	+/-	PIM	PPSH	GW	S	S%	
Bernie Federko	74	31	64	95	-15	14	7	0	1	156	19.9
Brian Sutter	77	41	39	80	-2	165	12	0	3	177	23.2
Wayne Babych	67	27	36	63	-9	75	11	0	0	196	13.8
Garry Unger	80	30	26	56	-45	44	3	0	3	182	16.5
Larry Patey	78	15	19	34	-25	60	0	2	2	125	12.1
Inge Hammarstrom	65	12	22	34	-16	8	0	1	0	129	9.3
Jack Brownschidle	64	10	24	34	-19	14	5	0	1	101	9.9
Curt Bennett	74	14	19	33	-20	62	1	0	1	141	9.9
Barry Gibbs	76	2	27	29	-41	46	0	0	0	84	2.3
Larry Giroux	73	5	22	27	-117	111	0	0	1	107	4.7
Bob Murdoch	54	13	13	26	-6	17	1	0	3	92	14.1
Mike Zuke	34	9	17	26	-10	18	3	0	0	80	11.3
Tony Currie	36	4	15	19	-9	0	1	0	2	57	7.0
Mike Walton (CHI)	26	6	3	9	-4	4	3	0	1	37	16.2
(STL)	22	7	11	18	-13	6	3	0	0	41	17.1
(BOS)	14	4	2	6	-1	0	0	0	1	15	26.7
(TOTALS)	62	17	16	33	-18	10	6	0	2	93	18.3
Bob Stewart	78	5	13	18	-27	47	1	0	0	57	8.8
John Smrke	55	6	8	14	-24	20	0	1	0	72	8.3
Harvey Bennett	52	3	9	12	-18	63	0	0	0	44	6.8
Mike Crombeen	37	3	8	11	-14	34	0	0	0	51	5.9
Bob Hess	27	3	4	7	-20	14	0	0	0	44	7.1
Brian Ogilvie	14	1	5	6	-3	7	0	0	0	21	4.8
Jamie Masters	10	0	6	6	-6	0	0	0	0	10	0.0
Doug Palazzari	20	2	3	5	-5	4	0	0	0	16	12.5
Bruce Affleck	26	1	3	4	-13	12	0	0	0	34	2.9
Rick Bowness	24	1	3	4	-17	30	0	0	0	18	5.6
Dick Lamby	9	0	4	4	5	12	0	0	0	11	0.0
Rick Shinske	11	0	4	4	-3	2	0	0	0	7	0.0
Neil Komadoski	42	1	2	3	-1	30	0	0	0	28	3.6
Steve Durbano	13	1	1	2	-7	103	0	0	0	18	5.6
Ken Richardson	16	1	1	2	-5	2	0	0	0	6	16.7
Neil Labatte	22	0	2	2	-1	13	0	0	0	14	0.0
Bill Fairbairn	5	1	0	1	-2	0	0	0	0	8	12.5
Rod Seiling (ATL)	36	0	4	4	8	12	0	0	0	28	0.0
(STL)	3	0	1	1	-1	4	0	0	0	3	0.0
(TOTALS)	39	0	5	5	7	16	0	0	0	31	0.0
Ed Staniowski	39	0	1	1	0	2	0	0	0	0	0.0
Doug Grant	4	0	0	0	0	0	0	0	0	0	0.0
Gord McTavish	1	0	0	0	-2	0	0	0	0	1	0.0
Phil Myre	39	0	0	0	0	6	0	0	0	0	0.0
Terry Richardson	1	0	0	0	0	0	0	0	0	0	0.0

PLAYER	GP	W	L	T/O	GA	GAA	SO	MIN
Phil Myre	39	9	22	8	163	4.33	1	2,259
Ed Staniowski	39	9	25	3	146	3.82	0	2,291
Terry Richardson	1	0	1	0	9	9.00	0	60
Doug Grant	4	0	2	1	23	7.26	0	190

ALL-TIME TEAM & INDIVIDUAL RECORDS & STATS

1977 - 1978 GAME-BY-GAME (20-47-13, 53 pts, 4th Smythe Division)

#	DATE	VERSUS	SCORE	RECORD
1	10/12	@ Pittsburgh	2-4	L 0-1-0
2	10/15	@ Atlanta	1-3	L 0-2-0
3	10/16	@ Philadelphia	0-7	L 0-3-0
4	10/19	Boston	3-7	L 0-4-0
5	10/22	Cleveland	2-3	L 0-5-0
6	10/23	@ Chicago	0-2	L 0-6-0
7	10/25	Atlanta	2-2	T 0-6-1
8	10/26	@ N.Y. Rangers	2-6	L 0-7-1
9	10/29	Philadelphia	3-7	L 0-8-1
10	11/1	Los Angeles	7-2	W 1-8-1
11	11/2	@ Cleveland	4-4	T 1-8-2
12	11/5	Buffalo	1-3	L 1-9-2
13	11/6	@ Buffalo	4-7	L 1-10-2
14	11/9	Vancouver	8-6	W 2-10-2
15	11/11	@ Colorado	2-1	W 3-10-2
16	11/12	Colorado	3-1	W 4-10-2
17	11/15	Washington	2-2	T 4-10-3
18	11/16	@ Detroit	1-10	L 4-11-3
19	11/19	Detroit	1-2	L 4-12-3
20	11/23	Toronto	2-3	L 4-13-3
21	11/26	@ Cleveland	2-1	W 5-13-3
22	11/27	@ Boston	1-4	L 5-14-3
23	11/30	N.Y. Rangers	0-4	L 5-15-3
24	12/3	N.Y. Islanders	2-7	L 5-16-3
25	12/6	Los Angeles	1-6	L 5-17-3
26	12/8	@ Montreal	1-8	L 5-18-3
27	12/10	Colorado	6-4	W 6-18-3
28	12/11	@ Washington	1-2	L 6-19-3
29	12/14	Pittsburgh	3-2	W 7-19-3
30	12/17	Detroit	2-3	L 7-20-3
31	12/19	@ Toronto	4-4	T 7-20-4
32	12/21	Chicago	2-6	L 7-21-4
33	12/22	@ N.Y. Islanders	3-6	L 7-22-4
34	12/27	@ Minnesota	0-1	L 7-23-4
35	12/29	@ Atlanta	4-5	L 7-24-4
36	12/31	Philadelphia	3-2	W 8-24-4
37	1/3	Montreal	0-2	L 8-25-4
38	1/7	Chicago	0-0	T 8-25-5
39	1/8	@ Minnesota	3-1	W 9-25-5
40	1/11	@ Vancouver	4-6	L 9-26-5
41	1/13	@ Colorado	2-1	W 10-26-5
42	1/14	Minnesota	5-2	W 11-26-5
43	1/17	Toronto	2-2	T 11-26-6
44	1/19	N.Y. Islanders	0-3	L 11-27-6
45	1/21	Buffalo	1-3	L 11-28-6
46	1/22	@ Chicago	1-3	L 11-29-6
47	1/26	@ Los Angeles	1-5	L 11-30-6
48	1/28	@ Vancouver	3-8	L 11-31-6
49	2/1	Boston	3-5	L 11-32-6
50	2/4	N.Y. Rangers	2-2	T 11-32-7
51	2/6	@ Philadelphia	0-2	L 11-33-7
52	2/8	@ Toronto	4-5	L 11-34-7
53	2/11	@ Montreal	3-7	L 11-35-7
54	2/15	Montreal	2-6	L 11-36-7
55	2/18	Vancouver	4-3	W 12-36-7
56	2/19	@ Buffalo	2-6	L 12-37-7
57	2/21	Pittsburgh	4-5	L 12-38-7
58	2/22	@ Pittsburgh	2-2	T 12-38-8
59	2/25	Colorado	5-5	T 12-38-9
60	2/26	@ Detroit	3-1	W 13-38-9
61	2/28	Minnesota	7-1	W 14-38-9
62	3/1	@ Minnesota	3-2	W 15-38-9
63	3/4	Washington	3-3	T 15-38-10
64	3/5	@ Philadelphia	1-7	L 15-39-10
65	3/7	@ Boston	2-7	L 15-40-10
66	3/9	N.Y. Islanders	3-6	L 15-41-10
67	3/11	Minnesota	1-1	T 15-41-11
68	3/14	@ N.Y. Islanders	3-3	T 15-41-12
69	3/15	Atlanta	2-6	L 15-42-12
70	3/18	Chicago	5-4	W 16-42-12
71	3/19	@ Washington	3-2	W 17-42-12
72	3/22	N.Y. Rangers	1-6	L 17-43-12
73	3/23	@ Atlanta	3-5	L 17-44-12

#	DATE	VERSUS	SCORE	RECORD
74	3/25	@ Chicago	2-2	T 17-44-13
75	3/27	@ N.Y. Rangers	2-5	L 17-45-13
76	3/29	Vancouver	3-1	W 18-45-13
77	4/1	Cleveland	3-1	W 19-45-13
78	4/4	@ Vancouver	2-3	L 19-46-13
79	4/5	@ Los Angeles	3-2	W 20-46-13
80	4/8	@ Colorado	2-5	L 20-47-13

PLAYER	GP	G	A	TP	+/-	PIM	PP	SH	GW	S	%
Garry Unger	80	32	20	52	-35	66	10	0	5	236	13.4
Bernie Federko	72	17	24	41	-34	27	4	0	1	128	13.3
Inge Hammarstrom (STL)	70	19	19	38	-21	4	3	0	2	164	11.5
(TOR)	3	1	1	2	1	0	1	0	0	6	16.7
(TOTALS)	73	20	20	40	-20	4	4	0	2	170	11.7
Red Berenson	80	13	25	38	-20	12	0	1	2	140	9.3
Larry Patey	80	17	17	34	-20	29	3	0	3	131	13.2
Bill Fairbairn (STL)	60	14	16	30	-23	10	2	1	1	82	17.1
(MIN)	6	0	1	1	-1	0	0	0	0	7	0.0
(TOTALS)	66	14	17	31	-24	10	2	1	1	89	15.7
Curt Bennett (STL)	50	7	17	24	-22	54	1	0	1	90	7.6
(ATL)	25	3	7	10	-4	10	0	0	0	44	6.8
(TOTALS)	75	10	24	34	-26	64	1	0	1	134	7.4
Brian Sutter	78	9	13	22	-38	123	4	0	1	98	9.2
Claude Larose	69	8	13	21	-19	20	2	0	0	116	6.9
Bob MacMillan (ATL)	52	31	21	52	28	26	5	0	3	148	20.9
(STL)	27	7	12	19	-11	23	3	0	0	72	9.1
(TOTALS)	79	38	33	71	17	49	8	0	3	220	16.9
Barry Gibbs (STL)	51	6	12	18	-11	45	4	0	0	102	5.8
(ATL)	27	1	5	6	-2	24	0	0	0	42	2.4
(TOTALS)	78	7	17	24	-13	69	4	0	0	144	4.8
Bruce Affleck	75	4	14	18	-56	26	0	0	1	93	4.2
Jack Brownschilde	40	2	15	17	-11	23	1	0	0	62	3.2
Dick Redmond (ATL)	42	7	11	18	12	16	5	0	1	86	8.1
(STL)	28	4	11	15	-14	16	2	0	0	92	4.3
(TOTALS)	70	11	22	33	-2	32	7	0	1	178	6.1
Brian Ogilvie	32	6	8	14	-12	12	3	0	0	63	9.5
Jimmy Roberts	75	4	10	14	-21	39	0	1	72	5.7	
Bob Hess	55	2	12	14	0	16	0	0	0	101	2.0
Rod Seiling	78	1	11	12	-47	40	0	0	0	101	1.0
Gary Holt	50	7	4	11	-7	81	0	0	1	62	12.3
Rick Bourbonnais	31	3	7	10	-12	11	1	0	0	56	5.4
Neil Komadoski (STL)	33	2	8	10	-29	73	0	0	0	26	7.7
(LAK)	25	0	6	6	9	24	0	0	0	14	0.0
(TOTALS)	58	2	14	16	-20	97	0	0	0	40	5.0
Tony Currie	22	4	5	9	-10	4	1	0	0	35	11.4
Ken Richardson	12	2	5	7	4	2	0	0	0	14	14.3
John Smrke	18	2	4	6	-7	11	0	0	0	20	10.0
Len Frig	30	1	3	4	-13	45	0	0	1	32	3.1
Floyd Thomson	6	1	1	2	-3	4	0	0	0	4	25.0
Jerry Butler (TOR)	73	9	7	15	-10	49	1	1	1	99	9.1
(STL)	9	0	2	2	-6	5	0	0	0	15	0.0
(TOTALS)	82	9	9	18	-16	54	1	1	1	114	7.9
Phil Myre (STL)	40	2	2	2	0	10	0	0	0	0	0.0
(ATL)	9	0	0	0	0	2	0	0	0	0	0.0
(TOTALS)	53	0	0	0	0	12	0	0	0	0	0.0
Doug Palazzari	3	1	0	1	-2	0	0	0	0	3	33.3
Yves Belanger (ATL)	17	0	1	1	0	0	0	0	0	0	0.0
(STL)	3	0	0	0	0	0	0	0	0	0	0.0
(TOTALS)	20	0	1	1	0	0	0	0	0	0	0.0
Doug Grant	9	0	0	0	0	0	0	0	0	0	0.0
Eddie Johnston (STL)	12	0	0	0	0	0	0	0	0	0	0.0
(CHI)	4	0	0	0	0	0	0	0	0	0	0.0
(TOTALS)	16	0	0	0	0	0	0	0	0	0	0.0
Bob Plager	19	0	0	0	-8	4	0	0	0	17	0.0
Ed Staniowski	17	0	0	0	0	0	0	0	0	0	0.0

PLAYER	GP	W	L	T/O	GA	GAA	SO	MIN
Phil Myre (STL)	44	11	25	8	159	3.64	1	2,620
(ATL)	9	2	7	0	43	4.93	0	523
(TOTALS)	53	13	32	8	202	3.86	1	3,143
Eddie Johnston (STL)	12	5	6	1	45	4.15	0	650
(CHI)	4	1	3	0	17	4.25	0	240
(TOTALS)	16	6	9	1	62	4.18	0	890
Doug Grant	9	3	3	2	24	2.88	0	500
Ed Staniowski	17	1	10	2	57	3.86	0	886
Yves Belanger (ATL)	17	7	8	0	55	3.52	1	937
(STL)	3	0	3	0	15	6.25	0	144
(TOTALS)	20	7	11	0	70	3.89	1	1,081



ST. LOUIS BLUES

1976 - 1977 GAME-BY-GAME (32-39-9, 73 pts, 4th Smythe Division)

#	DATE	VERSUS	SCORE	RECORD
1	10/7	Chicago	4-6	L 0-1-0
2	10/9	N.Y. Rangers	2-1	W 1-1-0
3	10/13	@ Colorado	3-2	W 2-1-0
4	10/16	@ Vancouver	6-3	W 3-1-0
5	10/17	@ Los Angeles	2-6	L 3-2-0
6	10/19	Boston	6-5	W 4-2-0
7	10/21	@ Cleveland	2-6	L 4-3-0
8	10/23	Detroit	4-2	W 5-3-0
9	10/24	@ Chicago	2-7	L 5-4-0
10	10/26	Vancouver	5-2	W 6-4-0
11	10/28	@ N.Y. Islanders	2-5	L 6-5-0
12	10/30	Colorado	3-1	W 7-5-0
13	11/3	@ Toronto	6-2	W 8-5-0
14	11/6	Toronto	3-2	W 9-5-0
15	11/9	Montreal	1-8	L 9-6-0
16	11/10	@ Buffalo	0-5	L 9-7-0
17	11/13	Atlanta	3-5	L 9-8-0
18	11/15	@ Montreal	2-4	L 9-9-0
19	11/17	@ Detroit	5-5	T 9-9-1
20	11/20	N.Y. Rangers	3-1	W 10-9-1
21	11/24	@ Minnesota	4-2	W 11-9-1
22	11/26	@ Atlanta	2-5	L 11-10-1
23	11/27	Buffalo	3-2	W 12-10-1
24	11/30	Colorado	3-5	L 12-11-1
25	12/3	@ Cleveland	2-2	T 12-11-2
26	12/4	Atlanta	0-1	L 12-12-2
27	12/7	@ N.Y. Islanders	2-4	L 12-13-2
28	12/8	@ N.Y. Rangers	4-4	T 12-13-3
29	12/11	Minnesota	1-1	T 12-13-4
30	12/12	@ Pittsburgh	3-5	L 12-14-4
31	12/15	@ Toronto	1-4	L 12-15-4
32	12/16	@ Boston	2-5	L 12-16-4
33	12/18	Philadelphia	0-2	L 12-17-4
34	12/19	@ Chicago	6-4	W 13-17-4
35	12/22	@ Colorado	2-1	W 14-17-4
36	12/23	@ Vancouver	4-2	W 15-17-4
37	12/28	N.Y. Islanders	4-4	T 15-17-5
38	1/1	Minnesota	3-1	W 16-17-5
39	1/2	@ Washington	1-2	L 16-18-5
40	1/4	Los Angeles	4-3	W 17-18-5
41	1/6	@ Philadelphia	1-7	L 17-19-5
42	1/8	Vancouver	2-5	L 17-20-5
43	1/12	Montreal	7-2	W 18-20-5
44	1/14	@ Atlanta	2-3	L 18-21-5
45	1/15	Detroit	4-0	W 19-21-5
46	1/19	@ Chicago	5-3	W 20-21-5
47	1/22	Colorado	2-1	W 21-21-5
48	1/23	@ Washington	3-6	L 21-22-5
49	1/27	Philadelphia	0-2	L 21-23-5
50	1/29	Washington	2-5	L 21-24-5
51	1/30	@ N.Y. Rangers	3-5	L 21-25-5
52	2/1	Boston	2-3	T 21-25-6
53	2/3	@ Boston	4-5	L 21-26-6
54	2/5	Buffalo	6-5	W 22-26-6
55	2/8	Pittsburgh	6-3	W 23-26-6
56	2/12	Atlanta	3-1	W 24-26-6
57	2/14	@ Philadelphia	4-6	L 24-27-6
58	2/15	Chicago	5-1	W 25-27-6
59	2/19	Washington	4-1	W 26-27-6
60	2/21	@ Vancouver	4-0	W 27-27-6
61	2/22	@ Los Angeles	0-4	L 27-28-6
62	2/26	Philadelphia	1-5	L 27-29-6
63	2/28	Cleveland	2-5	L 27-30-6
64	3/2	@ Colorado	2-2	T 27-30-7
65	3/5	N.Y. Islanders	2-1	W 28-30-7
66	3/6	@ Minnesota	2-3	L 28-31-7
67	3/8	Pittsburgh	1-2	L 28-32-7
68	3/10	@ Detroit	4-2	W 29-32-7

#	DATE	VERSUS	SCORE	RECORD
69	3/12	Minnesota	3-3	T 29-32-8
70	3/15	Toronto	1-4	L 29-33-8
71	3/16	@ Pittsburgh	3-7	L 29-34-8
72	3/19	Vancouver	4-4	T 29-34-9
73	3/20	@ N.Y. Rangers	3-5	L 29-35-9
74	3/22	Los Angeles	4-2	W 30-35-9
75	3/23	@ Montreal	1-6	L 30-36-9
76	3/26	@ N.Y. Islanders	2-5	L 30-37-9
77	3/28	@ Minnesota	4-5	L 30-38-9
78	3/30	Chicago	4-1	W 31-38-9
79	4/2	Cleveland	9-2	W 32-38-9
80	4/3	@ Buffalo	3-7	L 32-39-9

PLAYER	GP	G	A	TP	+/-	PIM	PP	SH	GW	S	%
Bob MacMillan	80	19	39	58	2	11	10	0	1	168	11.3
Garry Unger	80	30	27	57	-11	56	7	0	5	235	12.8
Larry Patey	80	21	29	50	11	41	1	2	2	133	15.7
Red Berenson	80	21	28	49	-28	8	4	0	3	178	11.8
Claude Larose	80	29	19	48	5	22	1	1	2	207	13.7
Chuck Lefley	71	11	30	41	-15	12	3	0	1	155	7.1
Pierre Plante	76	18	20	38	-4	77	4	0	3	123	14.5
Jerry Butler	80	12	20	32	-31	65	0	0	1	150	7.9
Rod Seiling	79	3	26	29	1	36	2	0	1	147	2.1
Ted Irvine	69	14	14	28	-17	38	1	0	2	123	11.5
Bruce Affleck	80	5	20	25	-22	24	1	0	0	133	3.8
Bob Gassoff	77	6	18	24	-3	254	0	3	110	5.5	
Bernie Federko	31	14	9	23	-6	15	6	0	3	67	20.9
Bob Hess	53	4	18	22	-2	14	1	0	0	88	4.5
Derek Sanderson (STL)	32	8	13	21	-8	26	3	0	2	53	15.1
(VAN)	16	7	9	16	5	30	2	2	1	21	33.3
(TOTALS)	48	15	22	37	-3	56	5	2	3	74	20.3
Floyd Thomson	58	7	8	15	1	11	0	1	2	46	15.2
Rick Bourbonnais	33	6	8	14	-5	10	2	0	1	44	13.6
Brian Sutter	35	4	10	14	-8	82	0	0	0	49	8.2
Bob Plager	54	1	9	10	-8	23	0	0	0	65	1.6
Jamie Masters	16	1	7	8	-8	2	1	0	0	22	4.5
Gilles Marotte	47	3	4	7	-14	26	0	0	1	62	5.1
Dave Hrechkosy	15	1	2	3	0	2	0	0	0	9	11.1
Joe Zanussi (STL)	11	0	3	3	-6	4	0	0	0	11	0.0
(BOS)	8	0	1	1	1	8	0	0	0	12	0.0
(TOTALS)	19	0	4	4	-5	12	0	0	0	23	0.0
Doug Palazzari	12	1	0	1	-3	0	0	0	0	11	9.1
Yves Belanger	3	0	1	1	0	0	0	0	0	0	0.0
Barclay Plager	2	0	1	1	1	2	0	0	0	2	0.0
Rick Smith (BOS)	46	6	16	22	23	30	0	0	0	72	8.3
(STL)	18	0	1	1	-4	6	0	0	0	11	0.0
(TOTALS)	64	6	17	23	19	36	0	0	0	83	7.2
Doug Grant	17	0	0	0	0	0	0	0	0	0	0.0
Eddie Johnston	38	0	0	0	0	0	0	0	0	0	0.0
Brian Ogilvie	3	0	0	0	-1	0	0	0	0	0	0.0
Ed Staniowski	29	0	0	0	0	0	0	0	0	0	0.0

PLAYER	GP	W	L	T/O	GA	GAA	SO	MIN
Eddie Johnston	38	13	16	5	108	3.07	1	2,111
Ed Staniowski	29	10	16	1	108	4.08	0	1,589
Doug Grant	17	7	7	3	50	3.12	1	960
Yves Belanger	3	2	0	0	7	3.00	0	140

ALL-TIME TEAM & INDIVIDUAL RECORDS & STATS

1975 - 1976 GAME-BY-GAME (29-37-14, 72 pts, 3rd Smythe Division)

#	DATE	VERSUS	SCORE	RECORD
1	10/8	@ Detroit	1-1	T 0-0-1
2	10/11	@ Montreal	2-7	L 0-1-1
3	10/14	Kansas City	5-1	W 1-1-1
4	10/16	@ Philadelphia	2-3	L 1-2-1
5	10/18	Buffalo	3-5	L 1-3-1
6	10/21	Los Angeles	6-1	W 2-3-1
7	10/22	@ Atlanta	1-1	T 2-3-2
8	10/25	Atlanta	7-3	W 3-3-2
9	10/29	@ N.Y. Rangers	1-3	L 3-4-2
10	10/30	@ Boston	2-3	L 3-5-2
11	11/1	Vancouver	3-3	T 3-5-3
12	11/5	@ Minnesota	4-1	W 4-5-3
13	11/6	Pittsburgh	3-5	L 4-6-3
14	11/8	Toronto	3-3	T 4-6-4
15	11/9	@ Washington	5-3	W 5-6-4
16	11/11	N.Y. Rangers	5-3	W 6-6-4
17	11/15	Washington	9-2	W 7-6-4
18	11/18	Minnesota	1-5	L 7-7-4
19	11/22	Detroit	5-1	W 8-7-4
20	11/26	Kansas City	3-3	T 8-7-5
21	11/27	@ Kansas City	2-3	L 8-8-5
22	11/29	@ N.Y. Islanders	2-8	L 8-9-5
23	11/30	@ N.Y. Rangers	2-5	L 8-10-5
24	12/2	N.Y. Islanders	1-4	L 8-11-5
25	12/4	Montreal	1-4	L 8-12-5
26	12/6	Philadelphia	7-2	W 9-12-5
27	12/9	@ Vancouver	3-5	L 9-13-5
28	12/10	@ Los Angeles	0-5	L 9-14-5
29	12/12	@ California	2-5	L 9-15-5
30	12/14	@ Chicago	4-3	W 10-15-5
31	12/17	@ Toronto	2-6	L 10-16-5
32	12/20	N.Y. Islanders	1-7	L 10-17-5
33	12/21	@ Philadelphia	3-8	L 10-18-5
34	12/23	@ Chicago	1-4	L 10-19-5
35	12/27	Vancouver	4-2	W 11-19-5
36	1/2	@ Atlanta	1-7	L 11-20-5
37	1/3	Minnesota	3-2	W 12-20-5
38	1/6	N.Y. Rangers	5-2	W 13-20-5
39	1/8	Washington	4-2	W 14-20-5
40	1/10	@ Minnesota	0-2	L 14-21-5
41	1/13	Buffalo	7-3	W 15-21-5
42	1/15	@ Atlanta	5-3	W 16-21-5
43	1/17	Boston	7-5	W 17-21-5
44	1/21	@ Kansas City	4-2	W 18-21-5
45	1/24	Chicago	1-2	L 18-22-5
46	1/25	@ Buffalo	2-4	L 18-23-5
47	1/27	Detroit	2-3	L 18-24-5
48	1/29	N.Y. Rangers	3-6	L 18-25-5
49	1/31	N.Y. Islanders	2-2	T 18-25-6
50	2/3	California	4-4	T 18-25-7
51	2/4	@ Kansas City	3-3	T 18-25-8
52	2/6	Vancouver	5-3	W 19-25-8
53	2/7	@ Philadelphia	2-8	L 19-26-8
54	2/10	@ Montreal	1-6	L 19-27-8
55	2/13	@ Washington	2-0	W 20-27-8
56	2/14	Atlanta	5-3	W 21-27-8
57	2/16	California	4-2	W 22-27-8
58	2/18	@ Los Angeles	2-2	T 22-27-9
59	2/21	Vancouver	4-5	L 22-28-9
60	2/24	Montreal	2-6	L 22-29-9
61	2/26	@ Boston	2-4	L 22-30-9
62	2/28	Philadelphia	2-2	T 22-30-10
63	2/29	@ Pittsburgh	5-3	W 23-30-10
64	3/3	Toronto	1-4	L 23-31-10
65	3/6	Chicago	7-4	W 24-31-10
66	3/7	@ Buffalo	4-4	T 24-31-11
67	3/9	@ N.Y. Islanders	0-4	L 24-32-11
68	3/10	@ Toronto	2-2	T 24-32-12
69	3/13	Kansas City	5-3	W 25-32-12
70	3/14	@ Pittsburgh	1-7	L 25-33-12
71	3/16	Boston	3-3	T 25-33-13

#	DATE	VERSUS	SCORE	RECORD
72	3/18	@ Detroit	3-6	L 25-34-13
73	3/21	@ Vancouver	5-2	W 26-34-13
74	3/22	@ California	1-7	L 26-35-13
75	3/25	Pittsburgh	5-2	W 27-35-13
76	3/27	Minnesota	6-3	W 28-35-13
77	3/30	@ Minnesota	5-3	W 29-35-13
78	3/31	Los Angeles	1-2	L 29-36-13
79	4/3	Chicago	3-3	T 29-36-14
80	4/4	@ Chicago	2-7	L 29-37-14

PLAYER	GP	G	A	TP	+/-	PIM	PPSH	GW	S	S%
Chuck Lefley	75	43	42	85	15	41	4	8	9	207.20.8
Garry Unger	80	39	44	83	2	95	13	0	3	357.10.9
Derek Sanderson(STL)	65	24	43	67	13	59	6	6	1	171.14.0
(NYR)	8	0	0	0	-8	4	0	0	0	29.0.0
(TOTALS)	73	24	43	67	5	63	6	6	1	200.12.0
Bob MacMillan	80	20	32	57	13	41	2	1	2	151.13.2
Red Berenson	72	20	27	47	-10	47	9	2	1	171.11.7
Jerry Butler	66	17	24	41	0	75	1	0	3	154.11.0
Claude Larose	67	13	25	38	7	48	3	0	0	169.7.7
Pierre Plante	74	14	19	33	-22	77	5	0	2	125.11.2
Bob Hess	78	9	23	32	3	58	2	2	2	117.7.7
Bruce Affleck	80	4	26	30	3	20	3	0	1	100.4.0
Ted Irvine	69	10	13	23	-11	80	2	0	2	105.9.5
Floyd Thomson	58	8	10	18	-4	25	0	0	1	71.11.3
Wayne Merrick (CAL)	56	25	27	52	-3	36	7	0	4	190.13.2
(STL)	19	7	8	15	0	1	0	0	0	56.12.5
(TOTALS)	75	32	35	67	-3	36	8	0	4	246.13.0
Larry Patey (STL)	53	8	6	14	-12	26	2	1	0	80.10.0
(CAL)	18	4	4	8	-8	23	1	0	0	25.16.0
(TOTALS)	71	12	10	22	-20	49	3	1	0	105.11.4
Bob Gassoff	80	1	12	13	-6	306	0	0	0	100.1.0
Bob Plager	63	3	8	11	18	90	0	1	1	43.7.0
Rick Smith	24	1	7	8	2	18	0	0	0	32.3.1
Barclay Plager	64	0	8	8	-5	67	0	0	0	32.0.0
Rick Wilson	65	1	6	7	-10	20	1	0	0	44.2.3
Dave Hrechkosy(CAL)	38	9	5	14	-15	14	4	0	1	75.12.0
(STL)	13	3	3	6	2	0	1	0	0	20.15.0
(TOTALS)	51	12	8	20	-13	14	5	0	1	95.12.6
Bert Wilson (STL)	45	2	3	5	-6	47	0	0	1	25.8.0
(LAK)	13	0	0	0	0	17	0	0	0	5.0.0
(TOTALS)	58	2	3	5	-6	64	0	0	1	30.6.7
Brian Ogilvie	9	2	1	3	-1	2	0	0	0	14.14.3
Yves Belanger	31	0	2	2	0	4	0	0	0	0.0.0
Mitch Babin	8	0	0	0	-2	0	0	0	0	2.0.0
Rick Bourbonnais	7	0	0	0	-1	8	0	0	0	5.0.0
Bruce Cowick	5	0	0	0	1	2	0	0	0	3.0.0
Gilles Gratton	6	0	0	0	0	2	0	0	0	0.0.0
Eddie Johnston	38	0	0	0	0	0	0	0	0	0.0.0
Jamie Masters	7	0	0	0	4	0	0	0	0	1.0.0
Ed Stanowski	11	0	0	0	0	0	0	0	0	0.0.0

PLAYER	GP	W	L	T/O	GA	GAA	SO	MIN
Yves Belanger	31	11	17	1	113	3.85	0	1,763
Eddie Johnston	38	11	17	9	130	3.62	1	2,152
Ed Stanowski	11	5	3	2	33	3.19	0	620
Gilles Gratton	6	2	0	2	11	2.49	0	265



ST. LOUIS BLUES

1974 - 1975 GAME-BY-GAME (35-31-14, 84 pts, 2nd Smythe Division)

#	DATE	VERSUS	SCORE	RECORD	PLAYER	GP	G	A	TP +/-	PIM	PP	SH	GW	S	\$%	
1	10/9	@ California	4-4	T	0-0-1	Chuck Lefley (STL)	57	23	26	49	6	24	4	2	3	151 15.2
2	10/12	@ Vancouver	5-3	W	1-0-1	(MTL)	18	1	2	3	0	4	0	0	0	29 3.4
3	10/15	Vancouver	4-6	L	1-1-1	(TOTALS)	75	24	28	52	6	28	4	2	3	180 13.3
4	10/17	Montreal	3-2	W	2-1-1	Larry Sacharuk	76	20	22	42	-9	24	11	0	1	203 9.7
5	10/19	Chicago	1-3	L	2-2-1	Garnet Bailey (STL)	49	15	26	41	-4	113	4	0	1	101 14.7
6	10/23	@ N.Y. Rangers	1-5	L	2-3-1	(WSH)	22	4	13	17	-29	8	1	0	0	46 8.7
7	10/24	@ Boston	4-4	T	2-3-2	(TOTALS)	71	19	39	58	-33	121	5	0	1	147 12.8
8	10/26	Buffalo	0-2	L	2-4-2	Bob Hess	76	9	30	39	7	58	4	0	1	112 8.2
9	10/27	@ Chicago	3-10	L	2-5-2	Bill Collins	70	22	15	37	4	34	2	2	2	142 15.5
10	10/31	@ Los Angeles	1-1	T	2-5-3	Floyd Thomson	77	9	27	36	13	106	0	0	0	111 8.1
11	11/2	Atlanta	9-0	W	3-5-3	Doug Palazzari	73	14	17	31	8	19	0	1	1	110 12.7
12	11/5	Los Angeles	3-4	L	3-6-3	Red Berenson (STL)	44	12	19	31	-6	12	4	1	1	108 10.8
13	11/9	N.Y. Islanders	4-2	W	4-6-3	(DET)	27	3	6	10	8	1	0	0	0	40 7.5
14	11/12	Boston	4-3	W	5-6-3	(TOTALS)	71	15	22	37	-16	20	5	1	1	148 9.9
15	11/13	@ Kansas City	3-5	L	5-7-3	Barclay Plager	76	4	24	28	21	96	0	0	1	92 4.5
16	11/16	Philadelphia	5-3	W	6-7-3	Claude Larose (STL)	56	10	17	27	6	38	0	0	1	146 6.8
17	11/19	@ Vancouver	3-6	L	6-8-3	(MTL)	8	1	2	3	-2	6	0	0	0	8 12.5
18	11/21	@ Minnesota	2-3	L	6-9-3	(TOTALS)	64	11	19	30	4	44	0	0	1	154 7.1
19	11/23	Detroit	4-2	W	7-9-3	Bob Gassoff	60	4	14	18	11	222	1	0	1	81 5.2
20	11/25	@ Toronto	2-2	T	7-9-4	Craig Patrick (STL)	43	6	9	15	6	6	0	0	2	58 10.3
21	11/27	Vancouver	1-6	L	7-10-4	(CAL)	14	2	1	3	-8	0	0	0	0	15 13.3
22	11/30	@ Montreal	1-7	L	7-11-4	(TOTALS)	57	8	10	18	-2	6	0	0	2	73 11.0
23	12/1	@ N.Y. Rangers	4-4	T	7-11-5	Bob Plager	73	7	14	15	10	53	0	0	0	85 1.2
24	12/3	California	5-1	W	8-11-5	Ken Richardson	21	5	7	12	4	12	1	0	1	26 19.2
25	12/7	Washington	8-2	W	9-11-5	Brian Ogilvie	20	5	10	-4	4	0	0	0	2	36 13.9
26	12/8	@ Washington	3-1	W	10-11-5	Bernie Lukowich	26	4	5	9	4	2	2	0	2	20 21.1
27	12/10	N.Y. Islanders	2-3	L	10-12-5	Denis Dupere (WSH)	53	20	15	35	-4	8	8	0	0	133 15.0
28	12/12	@ Detroit	4-3	W	11-12-5	(STL)	22	3	6	9	4	8	1	0	1	35 8.6
29	12/14	N.Y. Rangers	6-2	W	12-12-5	(TOTALS)	75	23	21	44	-37	16	9	0	0	168 13.7
30	12/15	Philadelphia	2-7	L	12-13-5	Don Awrey (MTL)	56	1	11	12	21	58	0	0	0	40 2.5
31	12/17	N.Y. Islanders	8-4	W	13-13-5	(STL)	20	0	8	8	-8	4	0	0	0	17 0.0
32	12/20	@ Atlanta	2-6	L	13-14-5	(TOTALS)	76	1	19	20	13	62	0	0	0	57 1.8
33	12/21	Kansas City	6-4	W	14-14-5	Rick Wilson	76	2	5	7	12	83	0	0	0	62 3.2
34	12/26	@ Pittsburgh	2-2	T	14-14-6	Stan Gilbertson (WSH)	25	11	7	18	-37	12	2	0	1	67 16.4
35	12/28	Minnesota	4-2	W	15-14-6	(STL)	22	1	4	5	-5	4	0	0	0	32 3.1
36	12/29	@ Chicago	2-5	L	15-15-6	(CAL)	15	1	4	5	-8	2	1	0	0	26 3.8
37	1/2	@ Kansas City	2-1	W	16-15-6	(TOTALS)	62	13	15	28	-50	18	3	0	1	125 10.4
38	1/4	Atlanta	1-4	L	16-16-6	Murray Kuntz	7	1	2	3	6	0	0	0	0	16 6.3
39	1/5	@ Buffalo	2-4	L	16-17-6	Bob Stumpf (STL)	7	1	2	2	16	0	0	0	8	12.5
40	1/7	California	2-3	L	16-18-6	(PIT)	3	0	0	0	-4	0	0	0	1	0 0.0
41	1/11	N.Y. Rangers	3-5	L	16-19-6	(TOTALS)	10	1	1	2	-2	20	0	0	0	9 11.1
42	1/12	@ Detroit	2-1	W	17-19-6	Bruce Affleck	13	0	2	2	7	4	0	0	0	3 0.0
43	1/14	@ N.Y. Islanders	3-3	T	17-19-7	John Davidson	40	0	2	2	0	8	0	0	0	0 0.0
44	1/15	Toronto	1-4	L	17-20-7	Dave Gardner (CAL)	64	16	20	36	-19	6	6	1	0	133 12.0
45	1/18	Minnesota	5-4	W	18-20-7	(STL)	8	0	2	-3	0	0	0	0	0	10 0.0
46	1/23	Philadelphia	2-7	L	18-21-7	(TOTALS)	72	16	22	38	-22	6	6	1	0	143 11.3
47	1/25	Chicago	1-4	L	18-22-7	Phil Roberto (DET)	46	13	27	40	-10	30	5	0	2	113 11.5
48	1/28	Detroit	4-4	T	18-22-8	(STL)	7	0	2	-3	2	0	0	0	0	5 0.0
49	1/31	@ Atlanta	4-2	W	19-22-8	(TOTALS)	53	13	29	42	-13	32	5	0	2	118 11.0
50	2/1	Pittsburgh	4-4	T	19-22-9	Yves Belanger	51	0	1	1	0	0	0	0	0	0 0.0
51	2/4	Toronto	3-5	L	19-23-9	Chris Evans (STL)	20	0	1	1	-1	2	0	0	0	6 0.0
52	2/7	Kansas City	5-0	W	20-23-9	(KC)	2	0	2	-2	-1	2	0	0	4	0 0.0
53	2/8	@ Toronto	3-3	T	20-23-10	(TOTALS)	22	0	3	3	-2	4	0	0	0	10 0.0
54	2/11	Philadelphia	3-1	W	21-23-10	Jack Boritsnik	1	0	0	0	0	0	0	0	0	0 0.0
55	2/15	Washington	7-1	W	22-23-10	Gord Buynak	4	0	0	0	3	2	0	0	0	3 0.0
56	2/16	@ Buffalo	4-4	T	22-23-11	Eddie Johnston	30	0	0	0	0	0	0	0	0	0 0.0
57	2/18	Montreal	4-4	T	22-23-12	Jim McCrimmon	2	0	0	0	0	0	0	0	0	0 0.0
58	2/22	@ Pittsburgh	2-3	L	22-24-12	Frank Spring (CAL)	28	3	8	11	1	6	1	0	0	43 7.0
59	2/23	@ Washington	7-2	W	23-24-12	(STL)	3	0	0	0	-1	0	0	0	0	3 0.0
60	2/25	@ N.Y. Islanders	0-3	L	23-25-12	(TOTALS)	31	3	8	11	0	6	1	0	0	46 6.5
61	2/26	@ N.Y. Rangers	1-5	L	23-26-12	Don Wheldon	2	0	0	0	0	0	0	0	0	0 0.0
62	3/1	@ Montreal	4-3	W	24-26-12	(TOTALS)	31	3	8	11	0	6	1	0	0	46 6.5
63	3/2	@ Philadelphia	2-4	L	24-27-12	John Davidson	40	0	2	2	0	8	0	0	0	0 0.0
64	3/5	Vancouver	5-2	W	25-27-12	Dave Gardner (CAL)	64	16	20	36	-19	6	6	1	0	133 12.0
65	3/8	Buffalo	3-3	T	25-27-13	(STL)	8	0	2	-3	0	0	0	0	0	10 0.0
66	3/9	@ Minnesota	5-4	W	26-27-13	(TOTALS)	72	16	22	38	-22	6	6	1	0	143 11.3
67	3/11	Atlanta	3-0	W	27-27-13	Phil Roberto (DET)	46	13	27	40	-10	30	5	0	2	113 11.5
68	3/12	@ Chicago	4-3	W	28-27-13	(STL)	7	0	2	-3	2	0	0	0	0	5 0.0
69	3/14	Kansas City	6-1	W	29-27-13	(TOTALS)	53	13	29	42	-13	32	5	0	2	118 11.0
70	3/16	@ Boston	2-7	L	29-28-13	Yves Belanger	51	0	1	1	0	0	0	0	0	0 0.0
71	3/18	Pittsburgh	5-2	W	30-28-13	Chris Evans (STL)	20	0	1	1	-1	2	0	0	0	6 0.0
72	3/20	@ Los Angeles	2-3	L	30-29-13	(KC)	2	0	2	-2	-1	2	0	0	4	0 0.0
73	3/21	@ California	4-7	L	30-30-13	(TOTALS)	22	0	3	3	-2	4	0	0	0	10 0.0
74	3/23	@ Vancouver	3-3	T	30-30-14	Jack Boritsnik	1	0	0	0	0	0	0	0	0	0 0.0
75	3/26	Boston	3-1	W	31-30-14	Gord Buynak	4	0	0	0	3	2	0	0	0	3 0.0
76	3/29	Minnesota	2-1	W	32-30-14	Eddie Johnston	30	0	0	0	0	0	0	0	0	0 0.0
77	4/1	@ Minnesota	7-3	W	33-30-14	Jim McCrimmon	2	0	0	0	0	0	0	0	0	0 0.0
78	4/2	Los Angeles	2-5	L	33-31-14	Frank Spring (CAL)	28	3	8	11	1	6	1	0	0	43 7.0
79	4/5	Chicago	4-3	W	34-31-14	(STL)	3	0	0	0	-1	0	0	0	0	3 0.0
80	4/6	@ Kansas City	3-2	W	35-31-14	(TOTALS)	31	3	8	11	0	6	1	0	0	46 6.5

PLAYER	GP	W	L	T/O	GA	GAA	SO	MIN
John Davidson	40	17	15	7	144	3.66	0	2,360
Eddie Johnston	30	12	13	5	93	3.10	2	1,800
Yves Belanger	11	6	3	2	29	2.72	1	640

ALL-TIME TEAM & INDIVIDUAL RECORDS & STATS

1973 -1974 GAME-BY-GAME (26-40-12, 64 pts, 6th West Division)

#	DATE	VERSUS	SCORE	RECORD	PLAYER	GP	G	A	TP	+/-	PIM	PP	SH	GW	S	%	
1	10/10	@ California	1-2	L	0-1-0	Garry Unger	78	33	35	68	-18	96	9	1	4	327	10.1
2	10/13	Atlanta	0-1	L	0-2-0	Pierre Plante	78	26	28	54	-15	85	8	0	3	151	17.2
3	10/16	@ Detroit	3-2	W	1-2-0	Glen Sather(STL)	69	15	29	44	-8	82	4	0	5	106	14.2
4	10/17	@ N.Y. Rangers	0-4	L	1-3-0	(N.Y.R.)	2	0	0	0	0	0	0	0	0	0	0.0
5	10/20	@ Minnesota	4-4	T	1-3-1	(TOTALS)	71	15	29	44	-8	82	4	0	5	106	14.2
6	10/23	Boston	3-2	W	2-3-1	Wayne Merrick	64	20	23	43	-12	32	2	0	4	146	13.6
7	10/27	Chicago	4-4	T	2-3-2	Lou Angotti	51	12	23	35	-3	9	1	0	5	84	14.3
8	10/30	Los Angeles	2-3	L	2-4-2	Floyd Thomson	77	11	22	33	-20	58	0	0	1	125	8.8
9	11/2	@ Vancouver	3-1	W	3-4-2	Gary Sabourin	54	7	23	30	-9	27	1	0	0	126	5.6
10	11/3	@ Los Angeles	4-3	W	4-4-2	Barclay Plager	72	6	20	26	-11	99	1	0	0	104	5.8
11	11/7	@ Atlanta	2-2	T	4-4-3	Larry Giroux	74	5	17	22	-14	59	2	0	1	131	3.8
12	11/10	@ Montreal	5-0	W	5-4-3	Don Awrey	75	5	16	21	-6	51	1	0	0	94	5.3
13	11/11	@ Philadelphia	3-4	L	5-5-3	Greg Polis (PIT)	41	14	13	27	-18	32	5	0	1	163	8.6
14	11/13	Vancouver	6-1	W	6-5-3	(STL)	37	8	12	20	-7	24	3	0	0	122	6.6
15	11/15	Pittsburgh	5-3	W	7-5-3	(TOTALS)	78	22	25	47	-25	56	8	0	1	285	7.7
16	11/17	N.Y. Islanders	4-0	W	8-5-3	Nick Harbaruk	56	5	14	19	4	16	0	1	1	50	10.2
17	11/21	@ Chicago	1-4	L	8-6-3	Bob Kelly (STL)	37	9	8	17	1	45	2	0	0	70	12.9
18	11/22	Minnesota	2-1	W	9-6-3	(PIT)	30	7	10	17	-5	78	1	0	2	101	6.9
19	11/24	Philadelphia	0-1	L	9-7-3	(TOTALS)	67	16	18	34	-4	123	3	0	2	171	9.4
20	11/27	Vancouver	2-2	T	9-7-4	Gord Brooks	30	6	8	14	0	12	0	0	1	51	11.8
21	11/29	@ Toronto	1-5	L	9-8-4	Bob Plager	61	3	10	13	8	48	0	1	1	78	3.8
22	12/1	N.Y. Rangers	4-4	T	9-8-5	Butch Williams	31	3	10	13	2	6	0	0	0	41	7.3
23	12/4	@ N.Y. Islanders	3-1	W	10-8-5	Ab DeMarco(PIT)	34	7	12	19	5	4	3	0	1	101	6.9
24	12/5	@ N.Y. Rangers	1-5	L	10-9-5	(STL)	23	3	9	12	6	11	1	0	0	71	4.2
25	12/7	Detroit	1-1	T	10-9-6	(TOTALS)	57	10	21	31	11	15	4	0	1	172	5.8
26	12/11	Toronto	7-3	W	11-9-6	Chris Evans(STL)	54	4	7	11	5	8	0	1	0	48	8.3
27	12/13	@ Detroit	3-7	L	11-10-6	(DET)	23	0	2	-4	2	0	0	0	0	19	0.0
28	12/16	@ Buffalo	5-2	W	12-10-6	(TOTALS)	77	4	9	13	1	10	0	1	0	67	6.0
29	12/19	Los Angeles	3-1	W	13-10-6	Garnet Bailey(DET)	45	9	14	23	-12	33	3	0	2	70	12.9
30	12/21	@ Atlanta	2-1	W	14-10-6	(STL)	22	7	3	10	0	20	0	0	0	43	16.3
31	12/22	N.Y. Islanders	2-4	L	14-11-6	(TOTALS)	67	16	17	33	-12	53	3	0	2	113	14.2
32	12/28	@ Pittsburgh	3-1	W	15-11-6	Steve Durbano(STL)	36	4	5	9	-1	146	2	0	0	40	10.0
33	12/29	Philadelphia	1-4	L	15-12-6	(PIT)	33	4	14	18	17	138	2	0	0	68	5.9
34	1/2	Montreal	8-4	W	16-12-6	(TOTALS)	69	8	19	27	16	284	4	0	0	108	7.4
35	1/5	California	4-1	W	17-12-6	(STL)	32	3	6	9	-2	22	0	0	0	44	7.0
36	1/8	@ Vancouver	3-1	W	18-12-6	(VAN)	20	3	6	-2	11	1	0	0	2	14	12.5
37	1/9	@ California	6-8	L	18-13-6	(TOTALS)	52	6	9	15	-4	33	1	0	0	68	9.0
38	1/12	@ Toronto	2-4	L	18-14-6	Dave Gardner (VAN)	31	1	10	11	4	2	0	0	0	26	3.8
39	1/13	@ Buffalo	0-1	L	18-15-6	(STL)	15	5	2	7	-6	6	1	0	0	29	17.2
40	1/15	Minnesota	3-5	L	18-16-6	(TOTALS)	46	6	12	18	-2	8	1	0	0	55	10.9
41	1/17	N.Y. Rangers	3-2	W	19-16-6	Bill Collins (DET)	54	13	15	20	-37	2	3	0	134	9.7	
42	1/19	Detroit	2-5	L	19-17-6	(STL)	12	2	2	4	-10	14	0	0	0	21	9.5
43	1/20	@ Atlanta	3-1	W	20-17-6	(TOTALS)	66	15	17	32	-30	51	2	3	0	155	9.7
44	1/22	Boston	0-1	L	20-18-6	Bob Collyard	10	1	3	4	1	4	0	0	0	12	8.3
45	1/23	@ Pittsburgh	1-4	L	20-19-6	Ted Harris (DET)	41	0	11	11	-4	66	0	0	0	32	0.0
46	1/26	Toronto	3-3	T	20-19-7	(STL)	24	0	4	4	-4	16	0	0	0	32	0.0
47	1/30	California	6-4	W	21-19-7	(MIN)	12	0	1	1	-8	4	0	0	0	10	0.0
48	2/2	Buffalo	6-1	W	22-19-7	(TOTALS)	77	0	16	16	-16	86	0	0	0	74	0.0
49	2/3	@ Chicago	0-3	L	22-20-7	Bob Gassoff	28	0	3	3	-15	84	0	0	0	20	0.0
50	2/5	Montreal	2-3	L	22-21-7	Jean Hamel (STL)	23	1	1	2	-3	6	0	0	0	21	4.8
51	2/7	Boston	3-5	L	22-22-7	(DET)	22	0	3	3	-12	40	0	0	0	18	0.0
52	2/9	Los Angeles	1-2	L	22-23-7	(TOTALS)	45	1	4	5	-15	46	0	0	0	39	2.6
53	2/10	@ N.Y. Rangers	2-4	L	22-24-7	Phil Roberto	15	1	2	-4	10	0	0	0	0	14	7.1
54	2/12	Vancouver	2-3	L	22-25-7	Mike Lampman (STL)	15	0	1	1	0	1	0	0	0	19	5.3
55	2/14	N.Y. Islanders	2-2	T	22-25-8	(VAN)	14	0	1	0	-10	0	0	0	0	17	5.9
56	2/16	Minnesota	2-4	L	22-26-8	(TOTALS)	29	2	0	2	-9	0	1	0	0	36	5.6
57	2/19	Atlanta	7-1	W	23-26-8	Jack Egers (N.Y.R.)	28	1	3	4	1	6	0	0	0	9	11.1
58	2/20	@ Pittsburgh	1-1	T	23-26-9	(STL)	6	0	1	1	1	6	0	0	0	15	0.0
59	2/23	@ Detroit	3-5	L	23-27-9	(TOTALS)	34	1	4	5	2	12	0	0	0	24	4.2
60	2/24	@ Montreal	2-3	L	23-28-9	Wayne Stephenson	40	0	1	1	0	2	0	0	0	0	0.0
61	2/27	@ California	2-2	T	23-28-10	Bryan Watson (PIT)	38	1	4	5	-12	137	1	0	0	27	3.7
62	3/2	@ Los Angeles	2-4	L	23-29-10	(DET)	21	0	4	4	-1	99	0	0	0	9	0.0
63	3/6	Boston	0-8	L	23-30-10	(STL)	11	0	1	1	0	19	0	0	0	10	0.0
64	3/9	Pittsburgh	5-7	L	23-31-10	(TOTALS)	70	1	9	10	-13	255	1	0	0	46	2.2
65	3/10	@ Minnesota	1-8	L	23-32-10	John Davidson	39	0	0	0	0	10	0	0	0	0	0.0
66	3/12	Toronto	2-1	W	24-32-10	Connie Forey	4	0	0	0	-1	2	0	0	0	2	0.0
67	3/14	@ Philadelphia	2-4	L	24-33-10	Brent Hughes (DET)	69	1	21	22	-28	92	0	0	0	74	1.4
68	3/16	Buffalo	2-2	T	24-33-11	(STL)	2	0	0	0	0	0	0	0	0	0	0.0
69	3/19	@ N.Y. Islanders	1-5	L	24-34-11	(TOTALS)	71	0	21	22	-28	92	0	0	0	74	1.4
70	3/21	@ Boston	0-7	L	24-35-11	Bernie MacNeil	4	0	0	0	1	0	0	0	0	5	0.0
71	3/23	@ Montreal	3-7	L	24-36-11	Glenn Patrick	1	0	0	0	-1	2	0	0	0	0	0.0
72	3/24	@ Philadelphia	1-4	L	24-37-11	Frank Spring	2	0	0	0	0	0	0	0	0	2	0.0
73	3/27	Philadelphia	2-6	L	24-38-11	Jim Watt	1	0	0	0	0	0	0	0	0	0	0.0
74	3/30	Pittsburgh	4-3	W	25-38-11	John Wensink	3	0	0	0	0	0	0	0	0	0	0.0
75	3/31	@ Chicago	2-2	T	25-38-12	(TOTALS)	39	13	19	7	118	3.08	0	2	3	200	0.0
76	4/2	California	5-3	W	26-38-12	Wayne Stephenson	40	13	21	5	123	3.13	2	2	3	260	0.0
77	4/6	Chicago	3-6	L	26-39-12	Jim Watt	1	0	0	0	2	6.00	0	0	0	20	0.0
78	4/7	@ Buffalo	2-5	L	26-40-12												



ST. LOUIS BLUES

1972 -1973 GAME-BY-GAME (32-34-12, 76 pts, 4th West Division)

#	DATE	VERSUS	SCORE	RECORD
1	10/7	Philadelphia	4-4	T 0-0-1
2	10/11	Pittsburgh	2-5	L 0-1-1
3	10/14	Chicago	2-4	L 0-2-1
4	10/15	@ Chicago	3-1	W 1-2-1
5	10/18	Montreal	4-4	T 1-2-2
6	10/21	Buffalo	1-1	T 1-2-3
7	10/24	Minnesota	1-2	L 1-3-3
8	10/26	@ Montreal	0-7	L 1-4-3
9	10/28	Detroit	8-3	W 2-4-3
10	11/1	@ Minnesota	3-3	T 2-4-4
11	11/4	@ Toronto	2-4	L 2-5-4
12	11/5	@ Buffalo	1-1	T 2-5-5
13	11/7	Los Angeles	2-3	L 2-6-5
14	11/11	Toronto	1-0	W 3-6-5
15	11/16	@ Boston	0-4	L 3-7-5
16	11/18	N.Y. Rangers	1-3	L 3-8-5
17	11/21	Vancouver	4-2	W 4-8-5
18	11/22	@ Pittsburgh	4-10	L 4-9-5
19	11/25	Chicago	2-4	L 4-10-5
20	11/28	Toronto	4-2	W 5-10-5
21	11/29	@ California	2-1	W 6-10-5
22	12/1	@ Vancouver	6-2	W 7-10-5
23	12/2	@ Los Angeles	2-3	L 7-11-5
24	12/5	Detroit	2-1	W 8-11-5
25	12/7	@ Boston	0-5	L 8-12-5
26	12/9	Atlanta	2-1	W 9-12-5
27	12/10	@ Atlanta	5-4	W 10-12-5
28	12/12	@ N.Y. Islanders	4-4	T 10-12-6
29	12/14	@ Philadelphia	3-5	L 10-13-6
30	12/16	Buffalo	3-4	L 10-14-6
31	12/20	N.Y. Rangers	4-5	L 10-15-6
32	12/23	Philadelphia	6-1	W 11-15-6
33	12/26	Montreal	1-4	L 11-16-6
34	12/27	@ Chicago	5-3	W 12-16-6
35	12/30	@ Toronto	4-5	L 12-17-6
36	12/31	@ N.Y. Rangers	1-6	L 12-18-6
37	1/2	Pittsburgh	5-4	W 13-18-6
38	1/4	Boston	4-2	W 14-18-6
39	1/6	Atlanta	2-2	T 14-18-7
40	1/9	@ Vancouver	0-3	L 14-19-7
41	1/10	@ California	5-6	L 14-20-7
42	1/13	N.Y. Rangers	3-5	L 14-21-7
43	1/14	@ N.Y. Islanders	2-1	W 15-21-7
44	1/17	Atlanta	3-3	T 15-21-8
45	1/19	@ Atlanta	2-1	W 16-21-8
46	1/20	N.Y. Islanders	5-1	W 17-21-8
47	1/24	@ Los Angeles	7-5	W 18-21-8
48	1/26	@ California	1-1	T 18-21-9
49	1/27	@ Vancouver	3-1	W 19-21-9
50	2/1	Montreal	3-3	T 19-21-10
51	2/3	California	6-1	W 20-21-10
52	2/4	@ Chicago	2-5	L 20-22-10
53	2/6	Vancouver	5-1	W 21-22-10
54	2/8	Minnesota	3-2	W 22-22-10
55	2/10	California	5-2	W 23-22-10
56	2/13	Los Angeles	4-2	W 24-22-10
57	2/14	@ Minnesota	2-5	L 24-23-10
58	2/17	Chicago	4-3	W 25-23-10
59	2/20	Philadelphia	3-5	L 25-24-10
60	2/21	@ Minnesota	5-2	W 26-24-10
61	2/24	@ Toronto	2-4	L 26-25-10
62	2/25	@ Detroit	0-5	L 26-26-10
63	2/28	@ Pittsburgh	2-4	L 26-27-10
64	3/1	@ Boston	4-3	W 27-27-10
65	3/3	@ Los Angeles	0-2	L 27-28-10
66	3/7	Boston	5-2	W 28-28-10
67	3/10	N.Y. Islanders	5-4	W 29-28-10
68	3/11	@ Detroit	1-3	L 29-29-10
69	3/13	Buffalo	2-0	W 30-29-10
70	3/14	@ Atlanta	1-1	T 30-29-11
71	3/17	@ N.Y. Islanders	4-6	L 30-30-11

#	DATE	VERSUS	SCORE	RECORD
72	3/18	@ N.Y. Rangers	1-3	L 30-31-11
73	3/21	Detroit	6-3	W 31-31-11
74	3/24	@ Montreal	4-11	L 31-32-11
75	3/25	@ Philadelphia	2-5	L 31-33-11
76	3/28	Minnesota	3-3	T 31-33-12
77	3/31	Pittsburgh	7-2	W 32-33-12
78	4/1	@ Buffalo	1-3	L 32-34-12

PLAYER	GP	G	A	TP	+/-	PIM	PP	SHGW	S	S%
Garry Unger	78	41	39	80	7	119	13	1	5	342 12.0
Jack Eggers	78	24	24	48	1	26	4	0	4	240 10.0
Gary Sabourin	76	21	27	48	-5	30	1	0	2	240 8.8
Mike Murphy (STL)	64	18	27	45	13	48	3	0	3	182 9.9
(N.Y.R)	15	4	4	8	-5	5	0	0	1	35 11.4
(TOTALS)	79	22	31	53	8	53	3	0	4	217 10.1
Phil Roberto	77	20	22	42	-12	99	2	0	5	275 7.3
Danny O'Shea	75	12	26	38	-5	30	0	2	2	110 10.9
Fran Huck	58	16	20	36	-1	20	2	0	2	82 19.5
Floyd Thomson	75	14	20	34	-2	71	1	0	1	98 14.3
Barclay Plager	68	8	25	33	0	102	3	0	2	131 6.1
Bob Plager	77	2	31	33	-2	107	0	0	1	117 1.7
Pierre Plante (STL)	49	12	13	25	8	56	0	0	1	90 13.3
(PHI)	2	0	3	3	0	0	0	0	0	5 0.0
(TOTALS)	51	12	16	28	11	56	0	0	1	95 12.6
Frank St. Marseille (STL)	45	7	18	25	-6	8	3	0	0	119 5.9
(LAK)	29	7	4	11	-1	2	2	0	2	65 10.8
(TOTALS)	74	14	22	36	-7	10	5	0	2	184 7.6
Wayne Merrick	50	10	11	21	-2	10	3	0	0	81 12.3
Chris Evans	77	9	12	21	-3	31	0	2	3	138 6.5
Steve Durbano	49	3	18	21	-3	231	0	0	0	83 3.6
Bob McCord	43	1	13	14	-5	33	0	0	0	41 2.4
Ab DeMarco (N.Y.R)	51	4	13	17	16	15	1	0	2	104 3.8
(STL)	14	4	9	13	4	2	2	1	1	51 7.8
(TOTALS)	65	8	22	30	20	17	3	1	3	155 5.2
Jean Hamel	55	2	7	9	-5	24	0	0	0	56 3.6
Kevin O'Shea	37	3	5	8	-13	31	0	0	0	39 7.7
Andre Dupont (PHI)	46	3	20	23	8	164	1	0	1	103 2.9
(STL)	25	1	6	7	-2	51	0	0	0	38 2.6
(TOTALS)	71	4	26	30	6	215	1	0	1	141 2.8
Mike Lampman	18	2	3	5	4	2	0	0	0	18 11.1
Paul Curtis (STL)	29	1	4	5	2	6	0	0	0	37 2.7
(LAK)	27	0	5	5	-2	16	0	0	0	16 0.0
(TOTALS)	56	1	9	10	0	22	0	0	0	53 1.9
Connie Madigan	20	0	3	3	1	25	0	0	0	11 0.0
Brent Hughes (PHI)	29	2	11	13	-8	32	0	0	0	40 5.0
(STL)	8	1	1	2	1	0	0	0	0	16 6.3
(TOTALS)	37	3	12	15	-7	32	0	0	0	56 5.4
Chuck Hamilton	3	0	2	2	4	2	0	0	0	2 0.0
Noel Picard (ATL)	41	0	10	10	-6	43	0	0	0	37 0.0
(STL)	16	1	0	1	-2	10	0	0	0	19 5.3
(TOTALS)	57	1	10	11	-8	53	0	0	0	56 1.8
Jacques Caron	30	0	0	0	0	0	0	0	0	0 0.0
Bob Johnson	12	0	0	0	0	17	0	0	0	0 0.0
Roger Lafreniere	10	0	0	0	-1	0	0	0	0	3 0.0
Joe Noris	2	0	0	0	-1	0	0	0	0	0 0.0
Wayne Stephenson	45	0	0	0	0	0	0	0	0	0 0.0
PLAYER	GP	W	L	T/O	GA	GAA	SO	MIN		
Wayne Stephenson	45	18	15	7	128	3.03	1	2,535		
Jacques Caron	30	8	14	5	92	3.53	1	1,562		
Bob Johnson	12	6	5	0	26	2.68	0	583		

ALL-TIME TEAM & INDIVIDUAL RECORDS & STATS

1971 - 1972 GAME-BY-GAME (28-39-11, 67 pts, 3rd West Division)

#	DATE	VERSUS	SCORE	RECORD	PLAYER	GP	G	A	P	+/	PIM	PPSH	GW	S	%			
1	10/9	Chicago	2-4	L	0-1-0	Garry Unger	78	36	34	70	-7	104	14	1	4	321	11.2	
2	10/12	Buffalo	4-1	W	1-1-0	Frank St. Marseille	78	16	36	52	5	34	1	0	1	228	7.0	
3	10/13	@ Chicago	0-1	L	1-2-0	Jack Eggers (STL)	63	21	25	46	5	34	5	0	2	210	10.0	
4	10/16	Detroit	9-2	W	2-2-0	(NJR)	17	2	1	3	2	14	1	0	1	0	13	15.4
5	10/17	@ Detroit	3-5	L	2-3-0	(TOTALS)	80	23	26	49	7	48	6	0	2	223	10.3	
6	10/19	Vancouver	1-3	L	2-4-0	Gary Sabourin	77	28	17	45	3	52	4	0	7	236	11.9	
7	10/23	N.Y. Rangers	3-4	L	2-5-0	Mike Murphy	63	20	23	43	-4	19	5	0	3	176	11.4	
8	10/24	@ Buffalo	3-2	W	3-5-0	Terry Crisp	75	13	18	31	7	12	1	6	3	94	13.8	
9	10/27	Minnesota	1-2	L	3-6-0	Barclay Plager	78	7	22	29	7	176	1	2	0	128	5.5	
10	10/30	Philadelphia	4-4	T	3-6-1	Phil Roberto(STL)	49	12	13	25	-2	76	0	0	0	170	7.1	
11	11/3	@ Montreal	1-5	L	3-7-1	(MTL)	27	3	2	5	3	22	0	0	0	35	8.6	
12	11/4	@ Boston	1-6	L	3-8-1	(TOTALS)	76	15	15	30	1	98	0	0	0	205	7.3	
13	11/6	@ Minnesota	1-5	L	3-9-1	Carl Brewer	42	2	16	18	-6	40	0	0	1	58	3.4	
14	11/9	Pittsburgh	1-4	L	3-10-1	Christian Borgeleau(STL)	41	8	9	17	-15	6	1	0	1	118	6.5	
15	11/13	California	5-1	W	4-10-1	(CHI)	25	6	8	14	5	6	1	0	1	35	17.1	
16	11/16	Detroit	2-2	T	4-10-2	(TOTALS)	66	14	17	31	-10	12	2	0	2	153	8.9	
17	11/18	@ Montreal	2-2	T	4-10-3	Brian Lavender	46	5	11	16	-2	54	0	0	1	68	7.4	
18	11/20	@ Pittsburgh	4-2	W	5-10-3	Andre Dupont	60	3	10	13	12	147	0	0	0	133	2.3	
19	11/21	@ Boston	2-6	L	5-11-3	George Morrison	42	2	11	13	-11	7	2	0	1	34	5.9	
20	11/23	Los Angeles	3-1	W	6-11-3	Jimmy Roberts (MTL)	51	7	15	22	3	53	0	3	1	69	10.1	
21	11/24	@ N.Y. Rangers	3-8	L	6-12-3	(STL)	26	5	7	12	4	81	1	2	0	46	10.9	
22	11/27	Boston	6-6	T	6-12-4	(TOTALS)	77	12	22	34	7	61	1	5	1	115	10.4	
23	11/30	California	5-2	W	7-12-4	Bill Plager	65	1	11	12	-14	64	0	0	1	63	1.6	
24	12/1	@ Toronto	2-4	L	7-13-4	Bob Plager	50	4	7	11	-2	81	0	0	0	59	6.8	
25	12/4	Buffalo	5-1	W	8-13-4	Larry Hornung	46	2	9	11	-2	10	0	0	1	60	3.3	
26	12/5	@ Detroit	2-1	W	9-13-4	Wayne Connelly(VAN)	53	14	20	34	15	12	6	3	3	151	9.3	
27	12/7	@ Vancouver	1-2	L	9-14-4	(STL)	15	5	5	10	-6	2	2	0	0	48	10.4	
28	12/10	@ California	4-4	T	9-14-5	(TOTALS)	68	19	25	44	-21	14	8	0	3	199	9.5	
29	12/11	@ Los Angeles	1-4	L	9-15-5	Floyd Thomson	49	4	6	10	-9	48	0	2	69	5.8		
30	12/14	Toronto	2-4	L	9-16-5	Curt Bennett	31	3	5	8	-4	30	0	0	0	32	9.4	
31	12/15	@ Minnesota	1-4	L	9-17-5	Danny O'Shea (CHI)	48	6	9	15	0	28	0	2	63	9.5		
32	12/18	N.Y. Rangers	2-5	L	9-18-5	(STL)	20	3	3	6	-4	11	0	0	0	25	12.0	
33	12/19	@ Chicago	0-2	L	9-19-5	(TOTALS)	68	9	12	21	-4	39	0	2	88	10.2		
34	12/22	Los Angeles	1-2	L	9-20-5	Noel Picard	15	1	5	6	1	50	0	0	0	34	2.9	
35	12/25	Buffalo	4-4	T	9-20-6	Gene Carr (NYR)	59	8	8	16	16	25	1	0	3	74	10.8	
36	12/26	@ Buffalo	3-6	L	9-21-6	(STL)	14	3	2	5	0	9	0	0	0	29	10.3	
37	12/29	@ Toronto	6-3	W	10-21-6	(TOTALS)	73	11	10	21	16	34	1	0	3	103	10.7	
38	1/1	Philadelphia	4-4	T	10-21-7	Bill Sutherland (STL)	9	2	3	5	4	2	0	1	0	7	28.6	
39	1/5	@ N.Y. Rangers	1-9	L	10-22-7	(DET)	5	0	1	1	-1	2	0	0	0	3	0.0	
40	1/6	@ Philadelphia	3-2	W	11-22-7	(TOTALS)	14	2	4	6	3	4	0	1	0	10	20.0	
41	1/8	Boston	5-3	W	12-22-7	Gerry Odrowski	55	1	2	3	-1	8	1	0	1	30	3.3	
42	1/11	Montreal	7-3	W	13-22-7	Michel Parizeau (PHI)	37	2	12	14	-6	10	1	0	1	39	5.1	
43	1/15	Minnesota	7-2	W	14-22-7	(STL)	21	1	2	3	-1	8	1	0	1	14	7.1	
44	1/16	@ Toronto	4-3	W	15-22-7	(TOTALS)	58	3	14	17	-7	18	2	0	1	53	5.7	
45	1/18	Boston	0-2	L	15-23-7	Jim Shires	17	0	3	3	-13	8	0	0	0	14	0.0	
46	1/22	Pittsburgh	1-0	W	16-23-7	Jacques Caron	28	0	1	1	0	0	0	0	0	0	0.0	
47	1/23	@ Detroit	1-3	L	16-24-7	Jim Lorentz (BUF)	33	10	14	24	-11	12	2	0	1	85	11.8	
48	1/26	@ Pittsburgh	2-1	W	17-24-7	(STL)	12	0	1	1	-8	12	0	0	0	16	11.0	
49	1/29	@ Montreal	0-4	L	17-25-7	(NYR)	7	0	0	0	-1	0	0	0	0	1	0.0	
50	1/30	@ Boston	2-5	L	17-26-7	(TOTALS)	52	10	15	25	-20	24	2	0	1	102	9.8	
51	2/1	Montreal	1-3	L	17-27-7	Jim McLeod	16	0	1	1	0	0	0	0	0	0	0.0	
52	2/3	Pittsburgh	3-4	L	17-28-7	Ernie Wakely	30	0	1	1	0	2	0	0	0	0	0.0	
53	2/5	N.Y. Rangers	6-5	W	18-28-7	John Arbour	17	0	0	0	-4	10	0	0	0	14	0.0	
54	2/6	@ Philadelphia	2-2	T	18-28-8	Gord Brooks	2	0	0	0	0	0	0	0	0	2	0.0	
55	2/8	Toronto	1-2	L	18-29-8	Norm Dennis	1	0	0	0	-1	4	0	0	0	1	0.0	
56	2/10	Minnesota	1-3	L	18-30-8	Chris Evans (BUF)	61	6	18	24	-20	98	2	0	0	99	6.1	
57	2/12	Vancouver	5-4	W	19-30-8	(STL)	2	0	0	0	0	0	0	0	0	0	0.0	
58	2/15	Chicago	2-3	L	19-31-8	(TOTALS)	63	6	18	24	-20	98	2	0	0	99	6.1	
59	2/16	@ Los Angeles	3-1	W	20-31-8	Gord Kanngießer	4	0	0	0	-1	2	0	0	0	4	0.0	
60	2/18	@ Vancouver	2-5	L	20-32-8	Peter McDuffe	10	0	0	0	0	0	0	0	0	0	0.0	
61	2/20	@ California	4-4	T	20-32-9	Kevin O'Shea(BUF)	52	6	9	15	-19	44	0	0	0	56	10.7	
62	2/23	@ Los Angeles	2-0	W	21-32-9	(STL)	4	0	0	0	-1	2	0	0	0	3	0.0	
63	2/26	@ Minnesota	3-2	W	22-32-9	(TOTALS)	56	6	9	15	-20	46	0	0	0	59	10.2	
64	2/27	@ N.Y. Rangers	0-2	L	22-33-9	Brit Selby	6	0	0	0	-2	8	0	0	0	7	0.0	
65	3/1	Toronto	1-3	L	22-34-9	Wayne Stephenson	2	0	0	0	0	0	0	0	0	0	0.0	
66	3/4	@ Philadelphia	2-6	L	22-35-9	Gary Veneruzzo	2	0	0	0	-1	0	0	0	0	1	0.0	
67	3/5	@ Buffalo	6-2	W	23-35-9													
68	3/7	Los Angeles	4-2	W	24-35-9													
69	3/9	Montreal	1-5	L	24-36-9													
70	3/11	Philadelphia	4-2	W	25-36-9													
71	3/17	@ California	2-2	T	25-36-10	Jacques Caron	28	14	8	5	68	2.52	1	1	1	619		
72	3/19	@ Vancouver	3-3	T	25-36-11	Ernie Wakely	30	8	18	2	92	3.42	1	1	1	614		
73	3/22	California	4-1	W	26-36-11	Jim McLeod	16	6	6	4	44	3.00	0	0	0	880		
74	3/25	Detroit	5-3	W	27-36-11	Wayne Stephenson	2	0	1	0	9	5.40	0	0	0	100		
75	3/26	@ Chicago	0-4	L	27-37-11	Peter McDuffe	10	0	6	0	29	3.73	0	0	0	467		
76	3/28	Vancouver	2-1	W	28-37-11													
77	4/1	Chicago	0-2	L	28-38-11													
78	4/2	@ Pittsburgh	2-6	L	28-39-11													



ST. LOUIS BLUES

1970 - 1971 GAME-BY-GAME (34-25-19, 87 pts, 2nd West Division)

#	DATE	VERSUS	SCORE	RECORD
1	10/10	N.Y. Rangers	3-1	W 1-0-0
2	10/12	Vancouver	4-1	W 2-0-0
3	10/14	@ Toronto	3-7	L 2-1-0
4	10/17	Buffalo	4-1	W 3-1-0
5	10/18	@ Chicago	2-2	T 3-1-1
6	10/21	@ California	2-2	T 3-1-2
7	10/23	@ Vancouver	1-1	T 3-1-3
8	10/24	@ Los Angeles	1-3	L 3-2-3
9	10/28	California	3-2	W 4-2-3
10	10/31	Los Angeles	3-0	W 5-2-3
11	11/5	@ Boston	2-0	W 6-2-3
12	11/7	@ Minnesota	1-1	T 6-2-4
13	11/12	Detroit	2-1	W 7-2-4
14	11/14	Montreal	1-1	T 7-2-5
15	11/15	@ Philadelphia	2-1	W 8-2-5
16	11/17	Minnesota	3-5	L 8-3-5
17	11/19	@ Pittsburgh	1-0	W 9-3-5
18	11/21	Chicago	3-3	T 9-3-6
19	11/24	Boston	5-5	T 9-3-7
20	11/26	Toronto	1-0	W 10-3-7
21	11/28	Vancouver	5-1	W 11-3-7
22	12/2	@ N.Y. Rangers	2-4	L 11-4-7
23	12/3	@ Montreal	3-6	L 11-5-7
24	12/5	Detroit	3-0	W 12-5-7
25	12/6	@ Detroit	4-2	W 13-5-7
26	12/9	Philadelphia	2-5	L 13-6-7
27	12/11	Pittsburgh	3-2	W 14-6-7
28	12/13	@ Philadelphia	2-2	T 14-6-8
29	12/15	Minnesota	2-1	W 15-6-8
30	12/16	@ Chicago	3-8	L 15-7-8
31	12/19	Boston	1-7	L 15-8-8
32	12/23	Montreal	2-2	T 15-8-9
33	12/26	Minnesota	1-1	T 15-8-10
34	12/27	@ N.Y. Rangers	4-4	T 15-8-11
35	12/30	Philadelphia	5-2	W 16-8-11
36	1/2	@ Vancouver	3-1	W 17-8-11
37	1/3	@ Los Angeles	7-3	W 18-8-11
38	1/6	@ California	3-6	L 18-9-11
39	1/9	Vancouver	2-2	T 18-9-12
40	1/10	N.Y. Rangers	2-4	L 18-10-12
41	1/12	California	8-2	W 19-10-12
42	1/14	@ Buffalo	1-2	L 19-11-12
43	1/16	Chicago	3-2	W 20-11-12
44	1/21	@ Minnesota	3-5	L 20-12-12
45	1/23	Buffalo	7-1	W 21-12-12
46	1/27	Montreal	2-4	L 21-13-12
47	1/28	@ Detroit	1-1	T 21-13-13
48	1/31	@ Boston	0-6	L 21-14-13
49	2/3	@ Toronto	2-6	L 21-15-13
50	2/5	Pittsburgh	2-2	T 21-15-14
51	2/7	@ Philadelphia	6-2	W 22-15-14
52	2/9	Toronto	3-3	T 22-15-15
53	2/11	Boston	3-5	L 22-16-15
54	2/13	N.Y. Rangers	2-1	W 23-16-15
55	2/14	@ N.Y. Rangers	1-2	L 23-17-15
56	2/16	California	1-1	W 24-17-15
57	2/20	@ Toronto	1-3	L 24-18-15
58	2/21	@ Buffalo	3-1	W 25-18-15
59	2/24	@ Pittsburgh	5-5	T 25-18-16
60	2/25	@ Detroit	3-1	W 26-18-16
61	2/27	@ Montreal	2-3	L 26-19-16
62	3/3	Chicago	1-5	L 26-20-16
63	3/5	Toronto	3-1	W 27-20-16
64	3/7	@ Boston	1-4	L 27-21-16
65	3/9	Los Angeles	0-4	L 27-22-16
66	3/10	@ Minnesota	0-4	L 27-23-16
67	3/13	Buffalo	9-0	W 28-23-16
68	3/14	@ Chicago	4-4	T 28-23-17
69	3/16	Montreal	6-2	W 29-23-17
70	3/18	@ Buffalo	3-5	L 29-24-17
71	3/20	Detroit	2-1	W 30-24-17
72	3/23	@ Vancouver	1-4	L 30-25-17

#	DATE	VERSUS	SCORE	RECORD
73	3/26	@ California	8-5	W 31-25-17
74	3/27	@ Los Angeles	6-3	W 32-25-17
75	3/30	Los Angeles	4-3	W 33-25-17
76	4/1	Philadelphia	1-1	T 33-25-18
77	4/3	Pittsburgh	4-3	W 34-25-18
78	4/4	@ Pittsburgh	1-1	T 34-25-19

PLAYER	GP	G	A	TP	+/-	PIM	PP	SH	GW	S	%
Christian Bordeleau	78	21	32	53	15	48	3	2	7	187	11.2
Frank St. Marseille	77	19	32	51	4	26	3	0	5	217	8.8
Red Berenson (STL)	45	16	26	42	-6	12	6	1	1	174	9.2
(DET)	24	5	12	17	-7	4	1	0	1	51	9.8
(TOTALS)	69	21	38	59	-14	16	7	1	2	225	9.3
Jim Lorentz	76	19	21	40	6	34	6	0	2	160	11.9
Bill Sutherland (STL)	68	19	20	39	2	41	11	0	3	106	17.9
(PHI)	1	0	0	0	0	0	0	0	0	0	0.0
(TOTALS)	69	19	20	39	2	41	11	0	3	106	17.9
Tim Ecclestone (STL)	47	15	24	39	-7	34	6	0	4	143	10.5
(DET)	27	4	10	14	-15	13	1	0	0	62	6.5
(TOTALS)	74	19	34	53	-22	47	7	0	4	205	9.3
Gary Sabourin	59	14	17	31	4	56	2	0	2	160	8.8
Jimmy Roberts	72	13	18	31	8	77	2	1	0	123	10.6
Garry Unger (DET)	51	13	14	27	-32	63	0	0	1	157	8.3
(STL)	28	15	14	29	-4	41	7	0	3	122	12.3
(TOTALS)	79	28	28	56	-36	104	7	0	4	279	10.0
George Morrison	73	15	10	25	-2	6	3	0	1	122	13.3
Barclay Plager	69	4	20	24	11	172	1	0	0	84	4.6
Wayne Connelly (DET)	51	8	13	21	-23	12	1	0	2	115	7.0
(STL)	28	5	16	21	-5	9	3	0	0	102	4.9
(TOTALS)	79	13	29	42	-28	21	4	0	2	217	6.0
Craig Cameron	78	14	6	20	-11	32	0	1	2	86	16.3
Bob Plager	70	1	19	20	11	114	0	0	1	66	1.4
Bill McCreary	68	9	10	19	8	16	0	3	0	90	10.0
Terry Crisp	54	5	11	16	3	13	0	1	0	47	10.6
Fran Huck (STL)	29	7	8	15	2	18	2	0	1	43	16.3
(MTL)	5	1	2	3	3	0	0	0	0	8	12.5
(TOTALS)	34	8	10	18	5	18	2	0	1	51	15.7
Noel Picard	75	3	8	11	3	119	0	0	1	128	2.3
Carl Brewer	19	2	9	11	-1	29	0	0	0	35	5.7
John Arbour (STL)	53	1	6	7	0	81	0	0	0	57	1.8
(VAN)	13	0	0	0	-4	12	0	0	0	9	0.0
(TOTALS)	66	1	6	7	-3	93	0	0	0	66	1.5
Bob Wall	25	2	4	6	0	4	1	0	0	29	6.9
Brit Selby (STL)	53	1	4	5	-11	23	0	0	0	33	3.0
(TOR)	11	0	1	1	-3	6	0	0	0	7	0.0
(TOTALS)	64	1	5	6	-14	29	0	0	0	40	2.5
Ab McDonald	20	0	5	5	-5	6	0	0	0	31	0.0
Larry Keenan (BUF)	51	7	20	27	-10	6	3	0	2	67	10.4
(STL)	10	1	3	4	2	0	0	0	0	24	4.2
(TOTALS)	61	8	23	37	-8	6	3	0	2	91	8.8
Bill Plager	36	0	3	3	-1	45	0	0	0	31	0.0
Curt Bennett	4	2	0	2	0	0	0	0	1	4	50.0
Al Arbour	22	0	2	2	6	6	0	0	0	0	0.0
Ernie Wakely	51	0	2	2	0	0	0	0	0	0	0.0
Glenn Hall	32	0	1	1	0	0	0	0	0	0	0.0
Norm Dennis	4	0	0	0	-4	0	0	0	0	0	0.0
Larry Hornung	1	0	0	0	1	0	0	0	0	1	0.0
Michel Plasse	1	0	0	0	0	0	0	0	0	0	0.0
Jean-Guy Talbot (BUF)	57	0	7	7	-20	36	0	0	0	41	0.0
(STL)	5	0	0	0	-4	6	0	0	0	3	0.0
(TOTALS)	62	0	7	7	-24	42	0	0	0	44	0.0

PLAYER	GP	W	L	T/O	GA	GAA	SO	MIN
Ernie Wakely	51	20	14	11	133	2.79	3	2,859
Glenn Hall	32	13	11	8	71	2.42	2	1,761
Michel Plasse	1	1	0	0	3	3.00	0	60

*Hall and Wakely shared shutout which is not reflected in personal records.

ALL-TIME TEAM & INDIVIDUAL RECORDS & STATS

1969-1970 GAME-BY-GAME (37-27-12, 86 pts, 1st West Division)

#	DATE	VERSUS	SCORE	RECORD
1	10/11	Chicago	7-2	W 1-0-0
2	10/15	Los Angeles	4-1	W 2-0-0
3	10/18	Minnesota	4-2	W 3-0-0
4	10/19	@ Detroit	2-4	L 3-1-0
5	10/22	@ Montreal	3-3	T 3-1-1
6	10/25	@ Toronto	2-4	L 3-2-1
7	10/26	@ Philadelphia	0-0	T 3-2-2
8	10/30	Montreal	2-2	T 3-2-3
9	11/1	Philadelphia	8-0	W 4-2-3
10	11/2	@ N.Y. Rangers	4-6	L 4-3-3
11	11/5	@ Boston	4-4	T 4-3-4
12	11/6	@ Detroit	5-2	W 5-3-4
13	11/8	@ Minnesota	2-5	L 5-4-4
14	11/13	Pittsburgh	4-0	W 6-4-4
15	11/15	Montreal	2-3	L 6-5-4
16	11/16	@ N.Y. Rangers	2-4	L 6-6-4
17	11/19	@ Pittsburgh	4-0	W 7-6-4
18	11/20	Minnesota	3-1	W 8-6-4
19	11/22	N.Y. Rangers	0-5	L 8-7-4
20	11/26	Oakland	4-1	W 9-7-4
21	11/29	Los Angeles	3-1	W 10-7-4
22	11/30	@ Chicago	1-3	L 10-8-4
23	12/3	Oakland	3-1	W 11-8-4
24	12/6	Detroit	1-5	L 11-9-4
25	12/7	@ Philadelphia	4-1	W 12-9-4
26	12/10	@ Oakland	3-3	T 12-9-5
27	12/13	@ Los Angeles	8-1	W 13-9-5
28	12/16	Detroit	6-4	W 14-9-5
29	12/18	Boston	3-3	T 14-9-6
30	12/20	Philadelphia	3-0	W 15-9-6
31	12/21	@ Chicago	0-4	L 15-10-6
32	12/23	Minnesota	5-3	W 16-10-6
33	12/26	Toronto	3-1	W 17-10-6
34	12/27	@ Toronto	1-4	L 17-11-6
35	12/30	@ Montreal	5-0	W 18-11-6
36	1/3	Pittsburgh	6-0	W 19-11-6
37	1/7	Philadelphia	2-2	T 19-11-7
38	1/10	Chicago	2-6	L 19-12-7
39	1/14	@ Minnesota	2-5	L 19-13-7
40	1/15	Toronto	2-0	W 20-13-7
41	1/17	Los Angeles	3-1	W 21-13-7
42	1/22	N.Y. Rangers	4-3	W 22-13-7
43	1/24	Detroit	2-5	L 22-14-7
44	1/25	@ Philadelphia	0-2	L 22-15-7
45	1/28	@ Oakland	6-1	W 23-15-7
46	1/29	@ Los Angeles	3-2	W 24-15-7
47	1/31	@ Pittsburgh	1-2	L 24-16-7
48	2/4	@ Toronto	0-1	L 24-17-7
49	2/6	Oakland	1-2	L 24-18-7
50	2/8	@ Boston	1-7	L 24-19-7
51	2/11	Boston	2-3	L 24-20-7
52	2/12	@ Detroit	2-5	L 24-21-7
53	2/14	Los Angeles	2-1	W 25-21-7
54	2/15	@ Minnesota	3-3	T 25-21-8
55	2/18	Chicago	5-2	W 26-21-8
56	2/20	@ Oakland	3-1	W 27-21-8
57	2/21	@ Los Angeles	4-2	W 28-21-8
58	2/25	@ N.Y. Rangers	1-2	L 28-22-8
59	2/28	@ Montreal	3-2	W 29-22-8
60	3/1	@ Boston	1-3	L 29-23-8
61	3/4	Boston	3-1	W 30-23-8
62	3/6	N.Y. Rangers	3-1	W 31-23-8
63	3/7	@ Pittsburgh	2-2	T 31-23-9
64	3/11	@ Minnesota	9-1	W 32-23-9
65	3/12	Philadelphia	4-2	W 33-23-9
66	3/14	Montreal	2-6	L 33-24-9
67	3/17	Minnesota	5-5	T 33-24-10
68	3/19	Pittsburgh	3-1	W 34-24-10

#	DATE	VERSUS	SCORE	RECORD
69	3/21	Toronto	0-2	L 34-25-10
70	3/22	@ Chicago	0-1	L 34-26-10
71	3/24	@ Los Angeles	4-0	W 35-26-10
72	3/27	@ Oakland	2-3	L 35-27-10
73	3/29	@ Pittsburgh	5-5	T 35-27-11
74	4/1	Oakland	2-2	T 35-27-12
75	4/2	@ Philadelphia	1-0	W 36-27-12
76	4/4	Pittsburgh	3-1	W 37-27-12

PLAYER	GP	G	A	TP	+/-	PIM	PP	SH	GW	S	%
Phil Goyette	72	29	49	78	3	16	13	0	5	152	19.1
Red Berenson	67	33	39	72	-3	38	16	0	8	282	11.7
Frank St. Marseille	74	16	43	59	-4	18	3	0	1	166	9.6
Ab McDonald	64	25	30	55	12	8	11	0	4	170	14.7
Gary Sabourin	72	28	14	42	-8	61	11	0	5	246	11.4
Tim Ecclestone	65	16	21	37	9	59	5	0	2	166	9.6
Larry Keenan	56	10	23	33	-7	8	3	0	0	113	8.8
Bill McCreary	73	15	17	32	52	16	2	1	1	174	8.6
Barclay Plager	75	6	26	32	2	128	1	1	1	97	6.2
Jimmy Roberts	76	13	17	30	18	51	2	2	4	165	7.9
Ron Anderson	59	9	9	18	9	36	1	0	0	107	4.6
Andre Boudrias	50	3	14	17	7	20	1	0	2	95	3.2
Jean-Guy Talbot	75	2	15	17	18	40	0	1	0	60	3.3
Bob Plager	64	3	11	14	1	113	0	0	0	83	3.6
Terry Crisp	26	5	6	11	1	2	0	0	1	44	11.4
Terry Gray	28	2	5	7	1	17	0	0	2	63	3.2
Ray Fortin	57	1	4	5	3	19	0	0	0	66	1.5
Noel Picard	39	1	4	5	0	88	1	0	0	31	3.2
Bill Plager	24	1	4	5	-5	30	0	0	0	23	4.3
Norm Dennis	5	3	0	3	0	5	1	0	0	8	37.5
Wayne Maki	16	2	1	3	-6	4	0	0	1	35	5.7
Camille Henry	4	1	2	3	-1	0	1	0	0	5	20
Al Arbour	68	0	3	3	7	85	0	0	0	30	0
Jacques Plante	32	0	2	2	0	0	0	0	0	0	0
Ron Buchanan	2	0	0	0	-1	0	0	0	0	4	0
Gary Edwards	1	0	0	0	0	0	0	0	0	0	0
Glenn Hall	18	0	0	0	0	0	0	0	0	0	0
Jaroslav Jirik	3	0	0	0	1	0	0	0	0	4	0
Ernie Wakely	30	0	0	0	0	0	0	0	0	0	0

PLAYER	GP	W	L	T/O	GA	GAA	SO	MIN
Jacques Plante	32	18	9	5	67	2.19	5	1,839
Ernie Wakely	30	12	9	4	58	2.11	4	1,651
Glenn Hall	18	7	8	3	49	2.91	1	1,010
Gary Edwards	1	0	1	0	4	4	0	60



ST. LOUIS BLUES

1968-1969 GAME-BY-GAME (37-25-14, 88 pts, 1st West Division)

#	DATE	VERSUS	SCORE	RECORD
1	10/11	@ Chicago	3-4	L 0-1-0
2	10/12	Los Angeles	6-0	W 1-1-0
3	10/16	Montreal	2-4	L 1-2-0
4	10/19	Oakland	4-1	W 2-2-0
5	10/23	@ Toronto	4-6	L 2-3-0
6	10/24	@ Boston	2-1	W 3-3-0
7	10/26	@ Pittsburgh	2-4	L 3-4-0
8	10/30	Philadelphia	4-1	W 4-4-0
9	11/2	Minnesota	0-2	L 4-5-0
10	11/3	@ Detroit	4-4	T 4-5-1
11	11/6	@ Pittsburgh	3-1	W 5-5-1
12	11/7	@ Philadelphia	8-0	W 6-5-1
13	11/9	@ Montreal	1-4	L 6-6-1
14	11/10	@ Boston	1-1	T 6-6-2
15	11/13	@ N.Y. Rangers	3-1	W 7-6-2
16	11/16	Detroit	1-1	T 7-6-3
17	11/17	Minnesota	3-3	T 7-6-4
18	11/20	Oakland	7-0	W 8-6-4
19	11/23	Chicago	1-0	W 9-6-4
20	11/27	Boston	4-4	T 9-6-5
21	11/28	@ Detroit	3-1	W 10-6-5
22	11/30	Philadelphia	1-0	W 11-6-5
23	12/4	Chicago	3-3	T 11-6-6
24	12/7	Pittsburgh	1-1	T 11-6-7
25	12/8	@ Philadelphia	4-4	T 11-6-8
26	12/11	@ Chicago	3-6	L 11-7-8
27	12/12	@ Montreal	4-5	L 11-8-8
28	12/14	@ Toronto	2-3	L 11-9-8
29	12/15	Los Angeles	3-1	W 12-9-8
30	12/20	@ Oakland	1-0	W 13-9-8
31	12/21	N.Y. Rangers	2-2	T 13-9-9
32	12/25	@ Minnesota	2-0	W 14-9-9
33	12/26	Pittsburgh	3-2	W 15-9-9
34	12/28	Boston	2-6	L 15-10-9
35	1/1	@ Los Angeles	0-0	T 15-10-10
36	1/3	@ Oakland	3-1	W 16-10-10
37	1/4	Detroit	3-1	W 17-10-10
38	1/7	Los Angeles	5-0	W 18-10-10
39	1/8	@ Chicago	1-3	L 18-11-10
40	1/11	Chicago	6-1	W 19-11-10
41	1/12	@ Minnesota	2-0	W 20-11-10
42	1/15	Philadelphia	4-3	W 21-11-10
43	1/18	N.Y. Rangers	2-2	T 21-11-11
44	1/19	@ Minnesota	3-1	W 22-11-11
45	1/23	Toronto	2-3	L 22-12-11
46	1/25	@ Boston	0-4	L 22-13-11
47	1/26	Oakland	3-1	W 23-13-11
48	1/29	@ Pittsburgh	2-1	W 24-13-11
49	1/30	N.Y. Rangers	3-4	L 24-14-11
50	2/1	@ Detroit	2-0	W 25-14-11
51	2/2	Toronto	5-3	W 26-14-11
52	2/4	@ Los Angeles	2-4	L 26-15-11
53	2/6	Boston	3-1	W 27-15-11
54	2/8	@ N.Y. Rangers	0-2	L 27-16-11
55	2/9	Montreal	4-4	T 27-16-12
56	2/12	Pittsburgh	2-0	W 28-16-12
57	2/13	@ Philadelphia	2-1	W 29-16-12
58	2/15	Los Angeles	4-1	W 30-16-12
59	2/16	Minnesota	6-0	W 31-16-12
60	2/19	Philadelphia	3-1	W 32-16-12
61	2/21	@ Oakland	2-3	L 32-17-12
62	2/22	@ Los Angeles	3-1	W 33-17-12
63	2/26	@ Toronto	2-3	L 33-18-12
64	3/1	@ Montreal	0-3	L 33-19-12
65	3/2	@ N.Y. Rangers	1-2	L 33-20-12
66	3/5	@ Pittsburgh	2-4	L 33-21-12
67	3/8	Oakland	5-2	W 34-21-12
68	3/9	@ Minnesota	2-2	T 34-21-13

#	DATE	VERSUS	SCORE	RECORD
69	3/11	Montreal	0-3	L 34-22-13
70	3/15	Detroit	3-2	W 35-22-13
71	3/16	Minnesota	2-3	L 35-23-13
72	3/19	Toronto	1-1	T 35-23-14
73	3/22	Pittsburgh	1-2	L 35-24-14
74	3/23	@ Philadelphia	3-4	L 35-25-14
75	3/26	@ Oakland	5-3	W 36-25-14
76	3/29	@ Los Angeles	3-1	W 37-25-14

PLAYER	GP	G	A	TP	+/	PIM	PP	SH	GW	S	%
Red Berenson	76	35	47	82	26	43	7	1	6	288	12.2
Gary Sabourin	75	25	23	48	23	58	3	0	3	228	11.0
Ab McDonald	68	21	21	42	18	12	2	0	4	138	15.2
Camille Henry	64	17	22	39	14	8	7	0	1	94	18.1
Ron Schock	67	12	27	39	4	14	4	0	3	157	7.6
Frank St. Marseille	72	12	26	38	21	22	3	0	3	169	7.1
Tim Ecclestone	68	11	23	34	19	31	1	0	4	151	7.3
Jimmy Roberts	72	14	19	33	18	81	2	1	1	129	10.9
Bill McCreary	71	13	17	30	1	50	3	1	4	130	10.0
Barclay Plager	61	4	26	30	32	120	0	0	1	88	4.5
Noel Picard	68	5	19	24	18	129	0	0	1	136	3.7
Doug Harvey	70	2	20	22	11	30	1	0	0	46	4.3
Craig Cameron	72	11	5	16	-8	40	2	0	1	123	8.9
Terry Crisp	57	6	9	15	8	14	1	1	0	40	15.0
Larry Keenan	46	5	9	14	20	6	4	0	2	73	6.8
Jean-Guy Talbot	69	5	4	9	8	24	0	0	1	67	7.5
Al Arbour	67	1	6	7	20	50	0	0	1	25	4.0
Bob Plager	32	0	7	7	11	43	0	0	0	46	0.0
Terry Gray	8	4	0	4	0	4	2	0	1	19	21.1
Glenn Hall	41	0	2	2	0	20	0	0	0	0	0.0
Myron Stankiewicz(PHI)	19	0	5	-11	25	0	0	0	0	43	0.0
(STL)	16	0	2	2	-1	11	0	0	0	17	0.0
(TOTALS)	35	0	7	-12	36	0	0	0	0	60	0.0
Ray Fortin	11	1	0	1	6	6	0	0	0	10	10.0
Norm Dennis	2	0	0	1	2	0	0	0	0	4	0.0
Gary Edwards	1	0	0	0	0	0	0	0	0	0	0.0
Robbie Irons	1	0	0	0	0	0	0	0	0	0	0.0
Ted Ouimet	1	0	0	0	0	0	0	0	0	0	0.0
Bill Plager	2	0	0	0	2	0	0	0	3	0	0.0
Jacques Plante	37	0	0	0	2	0	0	0	0	0	0.0

PLAYER	GP	W	L	T/O	GA	GAA	SO	MIN
Glenn Hall	41	19	12	8	85	2.17	8	2,354
Jacques Plante	37	18	12	6	70	1.96	5	2,139
Gary Edwards	1	0	0	0	0	0.00	0	4
Robbie Irons	1	0	0	0	0	0.00	0	3
Ted Ouimet	1	0	1	0	2	2.00	0	60

ALL-TIME TEAM & INDIVIDUAL RECORDS & STATS

1967-1968 GAME-BY-GAME (27-31-16, 70 pts, 3rd West Division)

#	DATE	VERSUS	SCORE	RECORD
1	10/11	Minnesota	2-2	T 0-0-1
2	10/13	Pittsburgh	1-3	L 0-1-1
3	10/14	@ Pittsburgh	4-2	W 1-1-1
4	10/18	Philadelphia	1-2	L 1-2-1
5	10/21	Los Angeles	3-3	T 1-2-2
6	10/22	@ Detroit	0-1	L 1-3-2
7	10/25	@ Minnesota	2-3	L 1-4-2
8	10/28	@ Montreal	1-4	L 1-5-2
9	11/1	Boston	5-1	W 2-5-2
10	11/4	Detroit	3-2	W 3-5-2
11	11/8	@ Minnesota	1-5	L 3-6-2
12	11/11	@ Pittsburgh	5-1	W 4-6-2
13	11/12	@ Chicago	2-5	L 4-7-2
14	11/15	Chicago	1-4	L 4-8-2
15	11/18	Pittsburgh	3-5	L 4-9-2
16	11/19	@ Philadelphia	2-3	L 4-10-2
17	11/22	Montreal	1-3	L 4-11-2
18	11/25	Philadelphia	1-2	L 4-12-2
19	11/26	@ N.Y. Rangers	0-1	L 4-13-2
20	11/29	Los Angeles	3-2	W 5-13-2
21	12/2	Minnesota	1-5	L 5-14-2
22	12/3	@ Philadelphia	2-4	L 5-15-2
23	12/6	@ Los Angeles	2-3	L 5-16-2
24	12/9	@ Oakland	1-0	W 6-16-2
25	12/10	Toronto	2-1	W 7-16-2
26	12/13	Oakland	3-1	W 8-16-2
27	12/14	@ Philadelphia	2-2	T 8-16-3
28	12/16	Philadelphia	0-1	L 8-17-3
29	12/17	@ N.Y. Rangers	3-5	L 8-18-3
30	12/20	@ Oakland	2-1	W 9-18-3
31	12/23	@ Los Angeles	0-4	L 9-19-3
32	12/25	@ Minnesota	1-0	W 10-19-3
33	12/27	Los Angeles	4-2	W 11-19-3
34	12/29	Pittsburgh	2-1	W 12-19-3
35	12/30	@ Toronto	1-8	L 12-20-3
36	1/3	Oakland	4-0	W 13-20-3
37	1/6	Los Angeles	2-1	W 14-20-3
38	1/10	@ Oakland	2-2	T 14-20-4
39	1/11	@ Los Angeles	2-2	T 14-20-5
40	1/13	N.Y. Rangers	1-3	L 14-21-5
41	1/14	@ Chicago	2-2	T 14-21-6
42	1/17	Minnesota	5-0	W 15-21-6
43	1/21	@ Philadelphia	2-2	T 15-21-7
44	1/24	Minnesota	5-2	W 16-21-7
45	1/25	@ Detroit	4-4	T 16-21-8
46	1/27	N.Y. Rangers	4-3	W 17-21-8
47	1/31	Pittsburgh	9-4	W 18-21-8
48	2/1	@ Pittsburgh	0-2	L 18-22-8
49	2/3	Oakland	4-1	W 19-22-8
50	2/7	Boston	4-6	L 19-23-8
51	2/10	Philadelphia	1-2	L 19-24-8
52	2/11	@ Boston	3-3	T 19-24-9
53	2/14	Los Angeles	2-2	T 19-24-10
54	2/16	@ Pittsburgh	3-1	W 20-24-10
55	2/17	@ Minnesota	2-2	T 20-24-11
56	2/21	@ Toronto	5-1	W 21-24-11
57	2/22	@ Montreal	1-2	L 21-25-11
58	2/25	@ Los Angeles	2-4	L 21-26-11
59	2/28	Montreal	3-3	T 21-26-12
60	3/2	Chicago	3-3	T 21-26-13
61	3/3	@ Boston	3-9	L 21-27-13
62	3/6	Pittsburgh	4-2	W 22-27-13
63	3/9	Oakland	3-1	W 23-27-13
64	3/10	@ Oakland	1-0	W 24-27-13
65	3/13	Toronto	3-3	T 24-27-14
66	3/15	Oakland	1-1	T 24-27-15
67	3/16	Detroit	3-6	L 24-28-15
68	3/20	@ Pittsburgh	2-4	L 24-29-15

#	DATE	VERSUS	SCORE	RECORD
69	3/22	@ Los Angeles	1-6	L 24-30-15
70	3/23	@ Oakland	3-3	T 24-30-16
71	3/27	Philadelphia	3-0	W 25-30-16
72	3/28	@ Philadelphia	0-2	L 25-31-16
73	3/30	Minnesota	3-2	W 26-31-16
74	3/31	@ Minnesota	5-3	W 27-31-16

PLAYER	GP	G	A	TP	+/-	PIM	PP	SH	GW	S	%
Red Berenson (STL)	55	22	29	51	-10	22	7	0	7	219	10.0
(N.Y.R.)	19	2	1	3	-1	2	0	0	0	25	8.0
(TOTALS)	74	24	30	54	-11	24	7	0	7	244	9.8
Gerry Melnyk	73	15	50	-11	14	3	1	0	3	145	10.4
Jimmy Roberts	74	14	23	37	-6	66	3	1	1	164	8.5
Frank St. Marseille	57	16	16	32	11	12	1	0	1	136	10.9
Terry Crisp	73	9	20	29	10	10	0	1	1	135	6.7
Don McKenney	39	9	20	29	1	4	1	0	1	93	9.7
Bill McCreary	70	13	13	26	3	22	2	4	2	153	8.4
Gary Sabourin	50	13	10	23	11	50	1	2	2	118	10.7
Larry Keenan	40	12	8	20	-7	4	4	0	2	102	11.8
Barclay Plager	49	5	15	20	3	153	2	0	1	72	8.2
Ron Schock	55	9	9	18	-17	17	4	0	1	118	7.8
Fred Hucul	43	2	13	15	-3	30	1	0	0	85	2.4
Tim Ecclestone	50	6	8	14	1	16	3	0	0	99	6.2
Ron Stewart (N.Y.R.)	55	7	7	14	-4	19	0	0	1	101	6.9
(STL)	19	7	5	12	-7	11	1	1	2	69	10.1
(TOTALS)	74	14	12	26	-11	30	1	1	3	170	8.2
Al Arbour	74	1	10	11	-6	50	1	0	0	39	2.6
Noel Picard	66	1	10	11	-4	142	0	0	1	119	0.8
Craig Cameron	32	7	2	9	1	8	0	0	1	43	16.3
Dickie Moore	27	5	3	8	-8	9	1	0	1	37	13.5
Wayne Rivers	22	4	4	8	-2	8	1	0	0	53	7.5
Ron Attwell (STL)	18	1	7	8	-10	6	1	0	0	31	3.2
(N.Y.R.)	4	0	0	0	0	2	0	0	0	0	0.0
(TOTALS)	22	1	7	8	-10	8	1	0	0	31	3.2
Bob Plager	53	2	5	7	-10	84	0	0	0	54	3.8
Roger Picard	15	2	2	4	-3	21	0	0	0	45	4.4
Jean-Guy Talbot (DET)	32	0	3	3	0	10	0	0	0	11	0.0
(STL)	23	0	4	4	3	2	0	0	0	29	0.0
(MIN)	4	0	0	0	-6	4	0	0	0	7	0.0
(TOTALS)	59	0	7	7	-3	16	0	0	0	47	0.0
Norm Beaudin	13	1	1	2	-4	4	1	0	0	9	11.1
Gary Veneruzzo	5	1	1	2	1	0	0	0	0	6	12.5
Ray Fortin	24	0	2	2	-2	10	0	0	0	25	0.0
Gord Kannegiesser	19	0	1	1	-3	13	0	0	0	12	0.0
Seth Martin	30	0	1	1	0	0	0	0	0	0	0.0
Don Caley	1	0	0	0	0	0	0	0	0	0	0.0
Claude Gardin	1	0	0	0	-1	0	0	0	0	1	0.0
Darryl Edestrand	12	0	0	0	-3	2	0	0	0	12	0.0
Glenn Hall	49	0	0	0	0	0	0	0	0	0	0.0

PLAYER	GP	W	L	T/O	GA	GAA	SO	MIN
Glenn Hall	49	19	21	9	118	2.48	5	2,858
Seth Martin	30	8	10	7	67	2.59	1	1,552
Don Caley	1	0	0	0	3	6.00	0	30



ST. LOUIS BLUES

ST. LOUIS BLUES ALL-TIME YEAR-BY-YEAR RECORDS

SEASON	GP	W	L	OLT/T	SOL/OTL	GF	GA	TP	FINISH	DIVISION	PLAYOFF RESULT
2018-19	82	45	28	6	3	244	220	99	3rd	Central Division	Stanley Cup Champions
2017-18	82	44	32	6	0	223	222	94	5th	Central Division	Did Not Qualify
2016-17	82	46	29	5	5	233	216	99	3rd	Central Division	Lost Conference Semifinal
2015-16	82	49	24	5	4	219	197	107	2nd	Central Division	Lost Conference Final
2014-15	82	51	24	3	4	248	201	109	1st	Central Division	Lost Conference Quarterfinal
2013-14	82	52	23	4	3	248	191	111	2nd	Central Division	Lost Conference Quarterfinal
2012-13	48	29	17	1	1	129	115	60	2nd	Central Division	Lost Conference Quarterfinal
2011-12	82	49	22	1	10	210	165	109	1st	Central Division	Lost Conference Semifinal
2010-11	82	38	33	5	6	240	234	87	4th	Central Division	Did Not Qualify
2009-10	82	40	32	5	5	225	223	90	4th	Central Division	Did Not Qualify
2008-09	82	41	31	4	6	233	233	92	3rd	Central Division	Lost Conference Quarterfinal
2007-08	82	33	36	8	5	205	237	79	5th	Central Division	Did Not Qualify
2006-07	82	34	35	7	6	214	254	81	3rd	Central Division	Did Not Qualify
2005-06	82	21	46	7	8	197	292	57	5th	Central Division	Did Not Qualify
2003-04	82	39	30	11	2	191	198	91	2nd	Central Division	Lost Conference Quarterfinal
2002-03	82	41	24	11	6	253	222	99	2nd	Central Division	Lost Conference Quarterfinal
2001-02	82	43	27	8	4	227	188	98	2nd	Central Division	Lost Conference Semifinal
2000-01	82	43	22	12	5	249	195	103	2nd	Central Division	Lost Conference Final
1999-00	82	51	19	11	1	248	165	114	1st	Central Division	Lost Conference Quarterfinal
1998-99	82	37	32	13	-	237	209	87	2nd	Central Division	Lost Conference Semifinal
1997-98	82	45	29	8	-	256	204	98	3rd	Central Division	Lost Conference Semifinal
1996-97	82	36	35	11	-	236	239	83	4th	Central Division	Lost Conference Quarterfinal
1995-96	82	32	34	16	-	219	248	80	4th	Central Division	Lost Conference Semifinal
1994-95	48	28	15	5	-	178	135	61	2nd	Central Division	Lost Conference Quarterfinal
1993-94	84	40	33	11	-	270	283	91	4th	Central Division	Lost Conference Quarterfinal
1992-93	84	37	36	11	-	282	278	85	4th	Norris Division	Lost Division Final
1991-92	80	36	33	11	-	279	266	83	3rd	Norris Division	Lost Division Semifinal
1990-91	80	47	22	11	-	310	250	105	2nd	Norris Division	Lost Division Final
1989-90	80	37	34	9	-	295	279	83	2nd	Norris Division	Lost Division Final
1988-89	80	33	35	12	-	275	285	78	2nd	Norris Division	Lost Division Final
1987-88	80	34	38	8	-	278	294	76	2nd	Norris Division	Lost Division Final
1986-87	80	32	33	15	-	281	293	79	1st	Norris Division	Lost Division Semifinal
1985-86	80	37	34	9	-	302	291	83	3rd	Norris Division	Lost Conference Final
1984-85	80	37	31	12	-	299	288	86	1st	Norris Division	Lost Division Semifinal
1983-84	80	32	41	7	-	293	316	71	2nd	Norris Division	Lost Division Final
1982-83	80	25	40	15	-	285	316	65	4th	Norris Division	Lost Division Semifinal
1981-82	80	32	40	8	-	315	349	72	3rd	Norris Division	Lost Division Final
1980-81	80	45	18	17	-	352	281	107	1st	Smythe Division	Lost Quarterfinal
1979-80	80	34	34	12	-	266	278	80	2nd	Smythe Division	Lost Preliminary
1978-79	80	18	50	12	-	249	348	48	3rd	Smythe Division	Did Not Qualify
1977-78	80	20	47	13	-	195	304	53	4th	Smythe Division	Did Not Qualify
1976-77	80	32	39	9	-	239	276	73	1st	Smythe Division	Lost Quarterfinal
1975-76	80	29	37	14	-	249	290	72	3rd	Smythe Division	Lost Preliminary
1974-75	80	35	31	14	-	269	267	84	2nd	Smythe Division	Lost Preliminary
1973-74	78	26	40	12	-	206	248	64	6th	West Division	Did Not Qualify
1972-73	78	32	34	12	-	233	251	76	4th	West Division	Lost Quarterfinal
1971-72	78	28	39	11	-	208	247	67	3rd	West Division	Lost Semifinal
1970-71	78	34	25	19	-	223	208	87	2nd	West Division	Lost Quarterfinal
1969-70	76	37	27	12	-	224	179	86	1st	West Division	Lost Final
1968-69	76	37	25	14	-	204	157	88	1st	West Division	Lost Final
1967-68	74	27	31	16	-	177	191	70	3rd	West Division	Lost Final
Totals	3,964	1,815	1,578	493	78	12,176	12,096	4,201		9 Division Titles	

* The NHL adopted the Shootout for the 2005-06 season

ALL-TIME TEAM & INDIVIDUAL RECORDS & STATS

ST. LOUIS BLUES ALL-TIME HOME & ROAD RECORDS

SEASON	GP	HOME					ROAD					
		W	L	OTL/T	SOL/OTL	PTS	W	L	OTL/T	SOL/OTL	PTS	
2018-19	82	24	15	1	1	50	21	13	5	2	49	
2017-18	82	24	17	0	0	48	20	15	6	0	46	
2016-17	82	24	12	4	1	53	22	17	1	1	46	
2015-16	82	24	13	3	1	52	25	11	2	3	55	
2014-15	82	27	12	1	1	56	24	12	2	3	53	
2013-14	82	28	9	3	1	60	24	14	1	2	51	
2012-13	48	15	8	0	1	31	14	9	1	0	29	
2011-12	82	30	6	1	4	65	19	16	0	6	44	
2010-11	82	23	13	1	4	51	15	20	4	2	36	
2009-10	82	18	18	3	2	41	22	14	2	3	49	
2008-09	82	23	13	3	2	51	18	18	1	4	41	
2007-08	82	20	15	3	3	46	13	21	5	2	33	
2006-07	82	18	19	3	1	40	16	16	4	5	41	
2005-06	82	12	23	3	3	30	9	23	4	5	27	
2003-04	82	23	11	7	0	53	16	19	4	2	38	
2002-03	82	23	11	4	3	53	18	13	7	3	46	
2001-02	82	27	12	1	1	56	16	15	7	3	42	
2000-01	82	28	5	5	3	64	15	17	7	2	39	
1999-00	82	24	9	7	1	56	27	10	4	0	58	
1998-99	82	18	17	6	-	42	19	15	7	-	45	
1997-98	82	26	10	5	-	57	19	19	3	-	41	
1996-97	82	17	20	4	-	38	19	15	7	-	45	
1995-96	82	15	17	9	-	39	17	17	7	-	41	
1994-95	48	16	6	2	-	34	12	9	3	-	27	
1993-94	84	23	11	8	-	54	17	22	3	-	37	
1992-93	84	22	13	7	-	51	15	23	4	-	34	
1991-92	80	25	12	3	-	53	11	21	8	-	30	
1990-91	80	24	9	7	-	55	23	13	4	-	50	
1989-90	80	20	15	5	-	45	17	19	4	-	38	
1988-89	80	22	11	7	-	51	11	24	5	-	27	
1987-88	80	18	17	5	-	41	16	21	3	-	35	
1986-87	80	21	12	7	-	49	11	21	8	-	30	
1985-86	80	23	11	6	-	52	14	23	3	-	31	
1984-85	80	21	12	7	-	49	16	19	5	-	3	
1983-84	80	23	14	3	-	49	9	27	4	-	22	
1982-83	80	16	16	8	-	40	9	24	7	-	25	
1981-82	80	22	14	4	-	48	10	26	4	-	24	
1980-81	80	29	7	4	-	62	16	11	13	-	45	
1979-80	80	20	13	7	-	47	14	21	5	-	33	
1978-79	80	14	20	6	-	34	4	30	6	-	14	
1977-78	80	12	20	8	-	32	8	27	5	-	21	
1976-77	80	22	13	5	-	49	10	26	4	-	24	
1975-76	80	20	12	8	-	48	9	25	6	-	24	
1974-75	80	23	13	4	-	50	12	18	10	-	34	
1973-74	78	16	16	7	-	39	10	24	5	-	25	
1972-73	78	21	11	7	-	49	11	23	5	-	27	
1971-72	78	17	17	5	-	39	11	22	6	-	28	
1970-71	78	23	7	9	-	55	11	18	10	-	32	
1969-70	76	24	9	5	-	53	13	18	7	-	33	
1968-69	76	21	8	9	-	51	16	17	5	-	37	
1967-68	74	18	12	7	-	43	9	19	9	-	27	
TOTALS	3,964	1,063	641	246	32	2,404	0	752	937	247	46	1,763

*The NHL adopted the shootout for the 2005-06 season



BLUES VS. NHL IN OVERTIME

TEAM	GP	W	L	T
Anaheim	14	6	3	5
Boston	14	6	3	5
Buffalo	10	5	1	4
Calgary	19	5	6	8
Carolina	7	3	0	4
Chicago	42	8	14	20
Colorado	19	7	3	9
Columbus	12	7	2	3
Dallas	39	11	7	21
Detroit	44	10	9	25
Edmonton	20	6	6	8
Florida	5	1	1	3
Los Angeles	16	3	0	13
Minnesota	13	5	3	5
Montreal	14	3	3	8
Nashville	15	5	6	4
New Jersey	12	5	2	5
N.Y. Islanders	16	2	5	9
N.Y. Rangers	10	1	2	7
Ottawa	4	0	2	2
Philadelphia	8	3	3	2
Phoenix	22	5	5	12
Pittsburgh	14	6	2	6
San Jose	11	4	5	2
Tampa Bay	9	4	2	3
Toronto	31	10	8	13
Vancouver	19	2	9	8
Vegas	2	0	2	0
Washington	9	0	2	7
Winnipeg	4	0	3	1
TOTALS	474	133	119	222

Overtime was adopted for the 1983-84 season.

The four on four overtime format was adopted for the 1999-2000 season.

NHL adopts shootouts starting in the 2005-06 season

3-on-3 overtime was adopted for the 2015-16 season

YEAR-BY-YEAR OVERTIME RECORDS

SEASON	GP	W	L	T	TP
2018-19	12	6	6	--	18
2017-18***	14	8	6	--	22
2016-17	11	6	5	--	17
2015-16***	13	8	5	--	21
2014-15**	8	5	3	--	13
2013-14**	7	3	4	--	10
2012-13**	11	4	1	--	9
2011-12**	18	3	1	--	7
2010-11**	18	3	5	--	11
2009-10**	20	3	5	--	11
2008-09**	20	4	4	--	12
2007-08**	17	1	8	--	10
2006-07**	23	4	7	--	15
2005-06**	22	3	7	--	13
2003-04	24	11	2	11	35
2002-03	23	6	6	11	29
2001-02	18	6	4	8	24
2000-01	23	6	5	12	29
1999-2000*	17	5	1	11	22
1998-99	15	1	1	13	15
1997-98	12	2	2	8	12
1996-97	13	1	1	11	13
1995-96	18	1	1	16	18
1994-95	7	1	1	5	7
1993-94	17	4	2	11	19
1992-93	17	2	4	11	15
1991-92	15	2	2	11	15
1990-91	18	3	4	11	17
1989-90	15	2	4	9	13
1988-89	16	3	1	12	18
1987-88	14	2	4	8	12
1986-87	21	4	2	15	23
1985-86	17	5	3	9	19
1984-85	15	2	1	12	16
1983-84	11	3	1	7	13
TOTALS	560	133	119	222	573

*NHL adopts overtime loss starting in the 1999-2000 season; teams earn one point for overtime loss

**NHL adopts shootouts starting in the 2005-06 season

***NHL adopts 3-on-3 overtime in 2015-16

ALL-TIME TEAM & INDIVIDUAL RECORDS & STATS

ALL-TIME REGULAR SEASON OVERTIME WINS

DATE	OPPONENT	SCORE	GOAL SCORER	TIME	DATE	OPPONENT	SCORE	GOAL SCORER	TIME
3/30/19	@ New Jersey	3-2	Dunn	4:57	12/12/03	@ Columbus	3-2	Weight	4:51
2/19/19	Toronto	3-2	O'Reilly	0:34	12/9/03	@ Toronto	3-2	Pronger	0:30
2/10/19	@ Nashville	5-4	Tarasenko	0:16	11/25/03	Boston	4-3	Weight	4:18
2/7/19	@ Tampa Bay	1-0	Schenn	4:01	11/13/03	@ San Jose	4-3	CajaneK	4:45
12/14/18	Colorado	4-3	O'Reilly (shg)	2:05	11/4/03	Anaheim	2-1	Tkachuk	4:29
11/30/18	@ Colorado	3-2	Parayko	1:34	3/20/03	Anaheim	3-2	Demitra	2:22
3/27/2018	San Jose	3-2	Tarasenko	2:33	3/4/03	Nashville	2-1	Papineau	1:45
3/21/2018	Boston	2-1	Schwartz	0:30	1/30/03	Buffalo	2-1	Tkachuk	3:26
3/18/2018	@ Chicago	5-4	Berglund	3:31	11/21/02	Los Angeles	3-2	Khavanov	1:02
3/17/2018	NY Rangers	4-3	Schenn	1:02	10/26/02	Calgary	4-3	Boguniecki	4:35
1/16/2018	@ Toronto	2-1	Dunn	1:43	10/15/02	Carolina	2-1	Koivisto	3:49
12/10/2017	Buffalo	3-2	Tarasenko	4:24	4/13/02	Detroit	3-2	Pronger	3:51
11/18/2017	@ Vancouver	4-3	Schenn	2:41	4/3/02	@ Dallas	4-1	Demitra	2:29
10/4/2017	@ Pittsburgh	5-4	Pietrangelo	1:15	1/21/02	@ Boston	4-3	Salvador	2:48
2/9/17	@ Toronto	2-1	Tarasenko	0:20	1/19/02	Boston	2-1	Tkachuk	3:29
1/15/17	@ Anaheim	2-1	Berglund	0:51	1/20/02	Pittsburgh	2-1	Demitra	3:35
12/20/16	@ Dallas	3-2	Perron	1:55	1/19/01	@ Minnesota	3-2	Tkachuk	0:46
12/6/16	Montreal	3-2	Schwartz	3:38	2/24/01	Boston	3-2	Turgeon (PPG)	1:20
11/28/16	Dallas	4-3	Tarasenko	3:24	2/10/01	@ Colorado	4-3	Corso	0:50
11/5/16	Columbus	2-1	Tarasenko	4:17	1/25/01	Columbus	4-3	Turgeon	3:17
4/7/2016	@ Chicago	2-1	Tarasenko	3:37	11/29/00	@ Toronto	6-5	Hecht	0:18
3/12/2016	@ Dallas	5-4	Pietrangelo	2:11	10/28/00	Dallas	4-3	MacInnis	0:15
2/18/2016	Los Angeles	2-1	Schwartz	1:40	2/1/00	@ Calgary	5-4	Demitra	2:02
2/16/2016	Dallas	2-1	Shattenkirk	1:11	12/30/99	San Jose	2-1	MacInnis	3:40
1/16/2016	Montreal	4-3	Lehtera	2:04	11/22/99	Nashville	3-2	Eastwood	2:39
12/29/2015	Nashville	4-3	Steen	4:01	10/30/99	Detroit	5-4	Demitra	0:56
11/4/2015	@ Chicago	6-5	Tarasenko	3:54	10/21/99	Edmonton	3-2	Finley	0:19
10/31/2015	Minnesota	3-2	Backes	4:26	2/1/99	@ Edmonton	4-3	Turgeon	0:35
3/24/2015	@ Pittsburgh	3-2	Steen	0:35	12/6/97	Calgary	4-3	CourtNall	4:38
2/3/2015	Tampa Bay	2-1	Schwartz	1:16	10/9/97	Los Angeles	3-2	Hull	3:16
12/13/2014	@ Colorado	3-2	Oshie	1:03	11/21/96	Phoenix	4-3	York	0:57
11/28/2014	Edmonton	4-3	Tarasenko	4:20	2/22/96	@ Chicago	4-3	Noonan	3:14
10/28/2014	@ Dallas	4-3	Tarasenko	1:28	2/2/95	@ Winnipeg	5-4	Hull	3:32
2/6/14	Boston	3-2	Oshie	3:29	3/20/94	@ Chicago	4-3	Stastny	0:33
12/29/13	@ Dallas	3-2	Shattenkirk	4:49	1/24/94	@ Anaheim	3-2	Miller	1:10
12/14/13	@ Columbus	4-3	Backes	0:22	1/2/94	Calgary	4-3	Janney	3:52
3/16/2013	Anaheim	2-1	Stewart	0:45	11/6/93	Edmonton	6-5	Ron Sutter	0:15
3/9/2013	@ San Jose	4-3	Berglund	1:12	1/7/93	Calgary	3-2	Shanahan	2:58
2/13/2013	@ Detroit	4-3	Steen	0:52	12/26/92	@ Chicago	3-2	Baron	1:35
1/27/2013	Minnesota	5-4	Sobotka	2:16	11/14/91	Winnipeg	2-1	Norwood	2:31
2/11/12	Colorado	3-2	Colaiacono	3:18	10/10/91	Edmonton	3-2	Hull	4:31
11/23/2011	@ Pittsburgh	3-2	Pietrangelo	4:07	2/6/91	@ Buffalo	5-4	Hull	4:15
10/21/2011	Carolina	3-2	D'Agostini	3:58	1/31/91	Hartford	4-3	Brind'Amour	0:55
3/9/11	@ Columbus	4-3	Stewart	0:54	1/26/91	Detroit	5-4	CourtNall	2:12
10/23/10	Pittsburgh	1-0	Johnson	0:50	2/13/90	@ Minnesota	2-1	Meagher	2:49
10/9/10	Philadelphia	2-1	Colaiacono	1:47	1/4/90	Philadelphia	5-4	G. Cavallini	2:44
4/15/10	Columbus	2-1	Johnson	3:59	4/1/89	Toronto	4-3	G. Cavallini	4:10
1/20/10	@ Montreal	4-3	McDonald	3:19	3/30/89	Quebec	4-3	Paslawski	1:39
11/19/09	Phoenix	3-2	Johnson	0:17	3/16/89	@ Philadelphia	4-3	Hull	3:21
3/7/09	@ Tampa Bay	4-3	Boyes	0:27	3/26/88	Toronto	3-2	Paslawski	2:07
2/19/09	@ Nashville	2-1	Tkachuk	2:52	11/25/87	@ Minnesota	4-3	Meagher	1:19
11/21/08	Anaheim	3-2	Stempniak	2:39	4/5/87	@ Detroit	3-2	Ramage	3:49
11/14/08	@ Chicago	4-3	McDonald	2:15	3/9/87	Toronto	3-2	Paslawski	4:01
3/28/08	@ Detroit	4-3	Boyes	2:43	2/21/87	Quebec	4-3	Paslawski	1:23
3/17/07	@ Edmonton	3-2	Brewer	2:04	11/28/86	@ Detroit	2-1	Hunter	4:10
3/1/07	@ N.Y. Islanders	3-2	Stempniak	0:25	3/20/86	@ Detroit	3-2	Norwood	2:49
1/26/07	Detroit	2-1	Guerin	1:09	3/11/86	Buffalo	3-2	Bourgeois	2:06
12/23/07	Buffalo	3-2	Guerin	1:35	11/16/85	Vancouver	6-5	Mullen	2:09
3/13/06	Columbus	3-2	Backman	3:49	11/12/85	Toronto	4-3	Mullen	2:57
3/10/06	Minnesota	2-1	Stempniak	0:25	11/3/85	@ Winnipeg	4-3	Gilmour	3:55
2/4/06	Dallas	4-3	Jackman	2:16	4/7/85	Detroit	6-5	Mullen	1:35
3/27/04	Chicago	4-3	Salvador	1:50	10/31/84	Toronto	6-5	Sutter	1:08
3/9/04	NY Islanders	3-2	Demitra	1:01	3/10/84	New Jersey	6-5	Ramage (PPG)	3:09
2/19/04	Tampa Bay	4-3	Weight	1:06	1/20/84	@ New Jersey	4-3	Mullen	1:22
2/14/04	Pittsburgh	3-2	Boguniecki	2:06	12/27/83	@ New Jersey	5-4	Sutter	1:25
1/19/04	@ Florida	2-1	Demitra	0:48					
12/16/03	Columbus	2-1	Tkachuk	4:17					



ST. LOUIS BLUES

REGULAR SEASON SHOOTOUT WINS

DATE	OPPONENT	SC SCORE	GW GOAL
4/6/19	Vancouver	2-0	Ryan O'Reilly
4/3/19	@ Chicago	0-1	Jonathan Toews
4/1/19	Colorado	1-0	Ryan O'Reilly
3/17/19	@ Buffalo	1-2	Sam Reinhart
2/23/19	Boston	2-1	Sammy Blais
12/5/18	Edmonton	1-2	Connor McDavid
1/2/18	New Jersey	2-0	Brayden Schenn
11/9/17	Arizona	2-0	Brayden Schenn
10/9/17	@ NY Islanders	2-0	Brayden Schenn
4/8/17	@ Carolina	2-1	Vladimir Tarasenko
11/26/16	Minnesota	1-0	David Perron
3/9/16	Chicago	3-2	Kevin Shattenkirk
3/1/16	@ Ottawa	1-0	Patrik Berglund
1/9/16	@ Los Angeles	2-1	Troy Brouwer
12/26/15	Dallas	5-4	David Backes
11/19/15	Buffalo	1-0	Alexander Steen
3/12/15	Philadelphia	2-0	T.J. Oshie
2/26/15	@ Winnipeg	2-1	Alexander Steen
2/15/15	@ Florida	2-1	Jori Lehtera
1/30/15	@ Carolina	1-0	Kevin Shattenkirk
1/29/15	Nashville	2-1	Kevin Shattenkirk
1/10/15	Carolina	1-0	T.J. Oshie
11/29/14	@ Minnesota	1-0	Vladimir Tarasenko
11/3/14	@ NY Rangers	2-1	Vladimir Tarasenko
11/1/14	Colorado	1-0	Joakim Lindstrom
4/1/14	Philadelphia	2-0	T.J. Oshie
3/9/14	@ Minnesota	2-0	T.J. Oshie
2/8/14	Winnipeg	2-0	T.J. Oshie
2/1/14	Nashville	2-1	Vladimir Tarasenko
1/25/14	@ NY Islanders	2-1	Kevin Shattenkirk
12/28/13	Chicago	3-2	Kevin Shattenkirk
11/21/13	@ Boston	2-1	Derek Roy
11/5/13	@ Montreal	1-0	T.J. Oshie
10/17/13	@ Chicago	1-0	T.J. Oshie
4/18/13	Phoenix	1-0	Andy McDonald
4/16/13	Vancouver	2-0	Andy McDonald
4/4/13	@ Chicago	4-3	Kevin Shattenkirk
2/17/13	@ Vancouver	2-0	T.J. Oshie
1/21/13	@ Nashville	2-0	T.J. Oshie
2/25/12	@ Winnipeg	2-1	David Perron
2/23/12	@ Nashville	2-0	T.J. Oshie
2/9/12	@ New Jersey	1-0	T.J. Oshie
1/14/12	Minnesota	1-0	Kevin Shattenkirk
3/7/11	Columbus	3-2	Alexander Steen
11/24/10	@ Nashville	1-0	Andy McDonald
11/6/10	@ Boston	2-1	Brad Boyes
10/30/10	Atlanta	2-0	T.J. Oshie
3/11/10	@ NY Islanders	2-0	T.J. Oshie
2/13/10	Washington	1-0	David Perron
2/9/10	Detroit	2-1	Brad Boyes
12/23/10	@ Calgary	2-0	Brad Boyes
12/5/10	@ Los Angeles	2-0	Andy McDonald
12/3/10	@ San Jose	2-1	T.J. Oshie
11/25/09	@ Dallas	2-1	Brad Boyes
3/28/09	Columbus	2-1	David Perron
1/19/09	Boston	2-0	Brad Boyes
12/27/08	San Jose	2-1	Brad Winchester
11/25/08	Nashville	2-0	David Perron
10/18/08	Chicago	2-1	T.J. Oshie
10/13/08	Toronto	2-1	Brad Boyes
3/18/08	@ Montreal	1-0	Brad Boyes
2/1/08	Anaheim	2-0	Andy McDonald
11/17/07	@ Nashville	1-0	Brad Boyes
3/24/07	@ Detroit	1-0	Doug Weight
2/20/07	Columbus	2-0	Lee Stempniak
1/9/07	@ Columbus	3-2	Lee Stempniak
11/24/06	@ Detroit	2-0	Martin Rucinsky
11/22/06	@ Columbus	1-0	Bill Guerin
10/12/06	Boston	2-1	Lee Stempniak
2/12/06	Edmonton	1-0	Dennis Wideman
2/2/06	Chicago	2-1	Lee Stempniak
1/30/06	Calgary	3-2	Lee Stempniak
12/23/05	@ San Jose	2-1	Petr Cajanek

YEAR-BY-YEAR SHOOTOUT RECORDS

SEASON	SO	W	L
2018-19	6	3	3
2017-18	3	3	0
2016-17	4	2	2
2015-16	9	5	4
2014-15	13	9	4
2013-14	12	9	3
2012-13*	6	5	1
2011-12	14	4	10
2010-11	10	4	6
2009-10	12	7	5
2008-09	12	6	6
2007-08	8	3	5
2006-07	12	6	6
2005-06	12	4	8
TOTALS	133	70	63

NHL adopted shootouts starting in the 2005-06 season

*Denotes lockout season



ST. LOUIS BLUES

INDIVIDUAL SHOOTOUT STATS

PLAYER	GOALS	ATT	%	GW SO GOALS	GOALTENDERS	SAVES	ATT	%	W-L
T.J. Oshie	31	59	52.5%	16	Brian Elliott	67	99	67.7%	16-11
Brad Boyes	22	41	53.7%	7	Jaroslav Halak	57	82	69.5%	10-13
Alexander Steen	20	45	44.4%	3	Jake Allen	52	71	73.2%	10-7
Andy McDonald	16	31	51.6%	5	Manny Legace	40	55	72.7%	10-7
Vladimir Tarasenko	13	39	33.3%	4	Chris Mason	31	46	67.4%	8-7
Kevin Shattenkirk	8	24	33.3%	7	Curtis Sanford	16	31	51.6%	3-7
David Perron	8	30	26.7%	5	Jordan Binnington	10	11	90.9%	3-0
Doug Weight	7	17	41.2%	1	Carter Hutton	7	8	87.5%	3-0
Lee Stempniak	6	13	46.2%	5	Jason Bacashihua	7	10	70.0%	2-1
Brayden Schenn	3	4	75.0%	3	Hannu Toivonen	7	9	77.8%	1-2
Tyler Bozak	3	5	60.0%	0	Ty Conklin	6	17	35.3%	2-4
Patrik Berglund	3	15	20.0%	1	Ben Bishop	4	8	50.0%	1-1
Ryan O'Reilly	2	5	40.0%	2	Patrick Lalime	2	5	40.0%	0-2
Troy Brouwer	2	6	33.3%	1	Ryan Miller	2	2	100.0%	1-0
Keith Tkachuk	2	11	18.2%	0	Reinhard Divis	1	3	33.3%	0-1
Martin Rucinsky	2	7	28.6%	1					
Dennis Wideman	2	7	28.6%	1					
Jay McClement	2	4	50.0%	0					
Chris Stewart	2	9	22.2%	0					
Jori Lehtera	2	6	33.3%	1					
Sammy Blais	1	1	100.0%	1					
Matt D'Agostini	1	7	14.3%	0					
Petr Cajanek	1	6	16.7%	1					
Dean McAmmond	1	6	16.7%	0					
Bill Guerin	1	2	50.0%	1					
Brad Winchester	1	1	100.0%	1					
Derek Roy	1	2	50.0%	1					
Joakim Lindstrom	1	2	50.0%	1					
David Backes	1	6	16.7%	1					
Dmitrij Jaskin	1	5	20.0%	0					
Robert Thomas	0	1	0.0%	0					
Paul Kariya	0	8	0.0%	0					
Mike Sillinger	0	4	0.0%	0					
Jamie Langenbrunner	0	3	0.0%	0					
Erik Johnson	0	2	0.0%	0					
Vladimir Sobotka	0	2	0.0%	0					
Jaden Schwartz	0	3	0.0%	0					
Maxim Lapierre	0	1	0.0%	0					
Zach Sanford	0	1	0.0%	0					
Magnus Paajarvi	0	3	0.0%	0					
Glen Metropolit	0	1	0.0%	0					
Peter Sejna	0	1	0.0%	0					
Paul Stastny	0	1	0.0%	0					
Robby Fabbri	0	6	0.0%	0					
Scott Young	0	1	0.0%	0					
Alex Pietrangelo	0	2	0.0%	0					
Nail Yakupov	0	1	0.0%	0					

ALL-TIME TEAM & INDIVIDUAL RECORDS & STATS

ALL-TIME SHOOTOUT RESULTS

DATE	OPPONENT	W/L SO SCORE	WINNING SO GOAL	WINNING/LOSING GOALIE
4/6/10	Vancouver	W	2-0	Ryan O'Reilly
4/3/19	@ Chicago	L	0-1	Jordan Binnington/Thatcher Demko
4/1/19	Colorado	W	1-0	Cam Ward/Jake Allen
3/17/19	@ Buffalo	L	1-2	Jordan Binnington/Philipp Grubauer
2/23/19	Boston	W	2-1	Carter Hutton/Jake Allen
12/5/18	Edmonton	L	1-2	Jordan Binnington/Tuukka Rask
1/2/18	New Jersey	W	2-0	Cam Talbot/Jake Allen
11/9/17	Arizona	W	2-0	Carter Hutton/Keith Kinkaid
10/9/17	@ NY Islanders	W	2-0	Carter Hutton/Antti Raanta
4/8/17	@ Carolina	W	2-1	Jake Allen/Thomas Greiss
3/31/17	@ Colorado	L	0-2	Carter Hutton/Cam Ward
11/26/16	Minnesota	W	1-0	Calvin Pickard/Jake Allen
10/27/16	Detroit	L	1-2	Jake Allen/Devan Dubnyk
3/9/16	Chicago	W	3-2	Petr Mrazek/Jake Allen
3/1/16	@ Ottawa	W	1-0	Jake Allen/Corey Crawford
2/9/16	Winnipeg	L	0-1	Jake Allen/Andrew Hammond
12/2/16	@ Colorado	L	0-1	Connor Hellebuyck/Brian Elliott
1/9/16	@ Los Angeles	W	2-1	Semyon Varlamov/Brian Elliott
1/8/16	7 Anaheim	L	2-2	Brian Elliott/Jonathan Quick
12/26/15	Dallas	W	5-4	John Gibson/Brian Elliott
12/4/15	@ NY Islanders	L	0-2	Jake Allen/Antti Niemi
11/19/15	Buffalo	W	1-0	Thomas Greiss/Brian Elliott
3/19/15	@ Winnipeg	L	1-2	Jake Allen/Linus Ullmark
3/12/15	Philadelphia	W	2-0	Ondrej Pavelec/Brian Elliott
3/1/15	@ Vancouver	L	3-3	Brian Elliott/Steve Mason
2/26/15	@ Winnipeg	W	2-1	Eddie Lack/Jake Allen
2/15/15	@ Florida	W	2-1	Brian Elliott/Michael Hutchinson
1/30/15	@ Carolina	W	1-0	Brian Elliott/Roberto Luongo
1/29/15	Nashville	W	2-1	Jake Allen/Cam Ward
1/10/15	Carolina	W	1-0	Jake Allen/Cam Ward
11/29/14	@ Minnesota	W	1-0	Jake Allen/Niklas Backstrom
11/25/14	Ottawa	L	2-1	Robin Lehner/Jake Allen
11/3/14	@ NY Rangers	W	2-1	Brian Elliott/Cam Talbot
11/1/14	Colorado	W	1-0	Brian Elliott/Semyon Varlamov
10/16/14	@ Los Angeles	L	0-1	Jonathan Quick/Brian Elliott
4/1/14	Philadelphia	W	2-0	Ryan Miller/Ray Emery
3/9/14	@ Minnesota	W	2-0	Brian Elliott/Ilya Bryzgalov
2/8/14	Winnipeg	W	2-0	Brian Elliott/AI Montoya
2/4/14	Ottawa	L	2-3	Robin Lehner/Jaroslav Halak
2/1/14	Nashville	W	2-1	Vladimir Tarasenko
1/25/14	@ NY Islanders	W	2-1	Kevin Shattenkirk
12/28/13	Chicago	W	3-2	Brian Elliott/Antti Raanta
12/23/13	@ Calgary	L	0-1	Reto Berra/Jaroslav Halak
11/21/13	@ Boston	W	2-1	Jaroslav Halak/Tuukka Rask
11/5/13	@ Montreal	W	1-0	Jaroslav Halak/Carey Price
10/18/13	@ Winnipeg	L	2-3	Ondrej Pavelec/Brian Elliott
10/17/13	@ Chicago	W	1-0	Jaroslav Halak/Corey Crawford
4/18/2013	Phoenix	W	1-0	Brian Elliott/Chad Johnson
4/16/2013	Vancouver	W	2-0	Brian Elliott/Cory Schneider
4/4/2013	@ Chicago	W	4-3	Brian Elliott/Corey Crawford
2/17/2013	@ Vancouver	W	2-0	Jake Allen/Roberto Luongo
2/9/2013	Anaheim	L	3-4	Viktor Fasth/Brian Elliott
1/21/2013	@ Nashville	W	2-0	Brian Elliott/Pekka Rinne
4/4/2012	Detroit	L	0-1	Jimmy Howard/Brian Elliott
3/29/2012	@ Chicago	L	0-1	Corey Crawford/Jaroslav Halak
3/22/2012	@ Los Angeles	L	1-2	Jonathan Quick/Brian Elliott
3/13/2012	@ Chicago	L	0-1	Corey Crawford/Jaroslav Halak
2/25/2012	@ Winnipeg	W	2-1	Jaroslav Halak/Chris Mason
2/23/2012	@ Nashville	W	2-0	Jaroslav Halak/Pekka Rinne
2/9/2012	@ New Jersey	W	1-0	Brian Elliott/Johan Hedberg
1/24/2012	Pittsburgh	L	1-2	Marc-Andre Fleury/Brian Elliott
1/14/2012	Minnesota	W	1-0	Jaroslav Halak/Josh Harding
12/30/2011	Nashville	L	0-1	Pekka Rinne/Jaroslav Halak
12/17/2011	@ Nashville	L	0-1	Pekka Rinne/Jaroslav Halak
12/2/2011	@ Colorado	L	0-1	Semyon Varlamov/Jaroslav Halak
11/19/2011	@ Minnesota	L	1-2	Josh Harding/Jaroslav Halak
11/10/2011	Toronto	L	0-1	Ben Scrivens/Jaroslav Halak
3/29/11	Minnesota	W	2-0	Jose Theodore/Jaroslav Halak
2/7/11	Columbus	W	3-2	Ben Bishop/Steve Mason
2/1/11	Minnesota	L	3-4	Jose Theodore/Jaroslav Halak
1/6/11	@ Toronto	L	2-3	Jonas Gustavsson/Ty Conklin
12/11/10	Carolina	L	0-1	Cam Ward/Jaroslav Halak
11/24/10	@ Nashville	W	1-0	Jaroslav Halak/Pekka Rinne
11/11/10	Nashville	L	1-2	Pekka Rinne/Jaroslav Halak
11/6/10	@ Boston	W	2-1	Jaroslav Halak/Tuukka Rask
10/30/10	Atlanta	W	2-0	Jaroslav Halak/Ondrej Pavelec
10/16/10	@ Dallas	L	1-3	Kari Lehtonen/Ty Conklin
4/10/10	@ Nashville	L	0-1	Pekka Rinne/Ty Conklin
3/11/10	@ NY Islanders	W	2-0	Chris Mason/Martin Biron
2/13/10	Washington	W	1-0	Chris Mason/Jose Theodore
2/9/10	Detroit	W	2-1	Chris Mason/Jimmy Howard
1/23/10	Anaheim	L	2-3	Jonas Hiller/Chris Mason
12/23/09	@ Calgary	W	2-0	Chris Mason/Mikka Kiprusoff
12/5/09	@ Los Angeles	W	2-0	Chris Mason/Jonathan Quick
12/3/09	@ San Jose	W	2-1	Ty Conklin/Evgeni Nabokov
1/28/09	Detroit	L	1-2	Jimmy Howard/Chris Mason
1/25/09	@ Dallas	W	2-1	Ty Conklin/Marty Turco
11/8/09	@ Atlanta	L	0-2	Johan Hedberg/Ty Conklin
11/7/09	@ Philadelphia	L	1-2	Ray Emery/Chris Mason
3/28/09	Columbus	W	2-1	Chris Mason/Steve Mason



ALL-TIME SHOOTOUT RESULTS

DATE	OPPONENT	W/L	SO SCORE	WINNING SO GOAL	WINNING/LOSING GOALIE
3/17/09	@ Edmonton	L	0-1	Alex Kotalik	Dwayne Roloson/Chris Mason
2/12/09	@ Nashville	L	0-1	Steve Sullivan	Pekka Rinne/Chris Mason
2/5/09	Edmonton	L	0-2	Robert Nilsson	Dwayne Roloson/Chris Mason
2/2/09	@ Detroit	L	1-2	Marian Hossa	Chris Osgood/Chris Mason
1/19/09	@ Boston	W	2-0	Brad Boyes	Chris Mason/Tim Thomas
12/27/08	San Jose	W	2-1	Brad Winchester	Manny Legace/Evgeni Nabokov
11/25/08	@ Nashville	W	2-0	David Perron	Chris Mason/Dan Ellis
11/16/08	Montreal	L	0-1	Alex Kovalev	Carey Price/Manny Legace
11/6/08	@ San Jose	L	1-2	Ryane Clowe	Evgeni Nabokov/Ben Bishop
10/18/08	Chicago	W	2-1	T.J. Oshie	Manny Legace/Nikolai Khabibulin
10/13/08	@ Toronto	W	2-1	Brad Boyes	Manny Legace/Vesa Toskala
3/18/08	@ Montreal	W	1-0	Brad Boyes	Manny Legace/Jaroslav Halak
2/10/08	Minnesota	L	1-2	Brent Burns	Josh Harding/Manny Legace
2/1/08	Anaheim	W	2-0	Andy McDonald	Manny Legace/JS Giguere
1/23/08	@ Vancouver	L	0-1	Daniel Sedin	Roberto Luongo/Manny Legace
1/13/08	Vancouver	L	0-1	Alexander Edler	Roberto Luongo/Manny Legace
12/29/07	@ Dallas	L	0-1	Mike Modano	Mike Smith/Hannu Toivonen
12/11/07	Edmonton	L	0-1	Shawn Horcoff	Mathieu Garon/Hannu Toivonen
11/17/07	@ Nashville	W	1-0	Brad Boyes	Hannu Toivonen/Chris Mason
3/24/07	@ Detroit	W	1-0	Doug Weight	Jason Bacashihua/Dominik Hasek
3/12/07	@ Calgary	L	0-2	Alex Tanguay	Mikka Kiprusoff/Jason Bacashihua
3/3/07	@ NY Rangers	L	2-3	Marcel Hossa	Stephen Valiquette/Curtis Sanford
2/20/07	Columbus	W	2-0	Lee Stempniak	Manny Legace/Fredrik Norrena
1/15/07	@ Phoenix	L	1-2	Ladislav Nagy	Mikael Telqvist/Manny Legace
1/9/07	@ Columbus	W	3-2	Lee Stempniak	Manny Legace/Fredrik Norrena
12/26/06	@ Nashville	L	0-1	Alexander Radulov	Chris Mason/Manny Legace
12/16/06	@ Nashville	L	0-1	Paul Kariya	Chris Mason/Manny Legace
11/24/06	@ Detroit	W	2-0	Martin Rucinsky	Manny Legace/Dominik Hasek
11/22/06	@ Columbus	W	1-0	Bill Guerin	Manny Legace/Pascal Leclaire
10/30/06	Anaheim	L	0-2	Ryan Getzlaf	Jean Giguere/Curtis Sanford
10/12/06	Boston	W	2-1	Lee Stempniak	Manny Legace/Tim Thomas
4/4/06	@ Minnesota	L	1-2	Brian Rolston	Josh Harding/Reinhard Divis
3/11/06	Los Angeles	L	0-1	Luc Robitaille	Mathieu Garon/Patrick Lalime
3/7/06	Colorado	L	0-1	Milan Hejduk	David Aebischer/Curtis Sanford
2/12/06	@ Edmonton	W	1-0	Dennis Wideman	Curtis Sanford/Michael Morrison
2/2/06	Chicago	W	2-1	Lee Stempniak	Curtis Sanford/Corey Crawford
1/30/06	Calgary	W	3-2	Lee Stempniak	Curtis Sanford/Mikka Kiprusoff
1/25/06	@ Dallas	L	0-2	Sergei Zubov	Marty Turco/Curtis Sanford
1/20/06	@ Columbus	L	0-1	Rick Nash	Marc Denis/Curtis Sanford
1/19/06	@ Washington	L	1-2	Matt Pettinger	Olaf Kolzig/Curtis Sanford
12/31/05	Anaheim	L	0-1	Chris Kunitz	Jean Giguere/Curtis Sanford
12/23/05	@ San Jose	W	2-1	Petr Cajanek	Jason Bacashihua/Evgeni Nabokov
10/20/05	@ Nashville	L	0-2	Steve Sullivan	Tomas Vokoun/Patrick Lalime

BLUES VS. NHL IN SHOOTOUTS

TEAM	SO	W	L	TEAM	SO	W	L
Anaheim	6	1	5	Nashville	15	7	8
Boston	5	5	0	New Jersey	2	2	0
Buffalo	2	1	1	NY Islanders	4	3	1
Calgary	4	2	2	NY Rangers	2	1	1
Carolina	4	3	1	Ottawa	3	1	2
Chicago	9	6	3	Philadelphia	3	2	1
Colorado	6	2	4	Phoenix/Arizona	3	2	1
Columbus	6	5	1	Pittsburgh	1	0	1
Dallas	5	2	3	San Jose	4	3	1
Detroit	7	3	4	Tampa Bay	0	0	0
Edmonton	5	1	4	Toronto	3	1	2
Florida	1	1	0	Vancouver	6	3	3
Los Angeles	5	2	3	Vegas	0	0	0
Minnesota	9	4	5	Washington	2	1	1
Montreal	3	2	1	Winnipeg	8	4	4

NHL adopted shootouts starting in the 2005-06 season



ST. LOUIS BLUES

BLUES ALL-TIME SPECIAL TEAMS

SEASON	PENALTY MINUTES				POWER PLAY			PENALTY KILLING			SHORTHANDED	
	GP	PIM	BMI	AVG	ADV	PPG	PCTG	TSH	PPGA	PCTG	GF	GA
2018-19	82	623	14	7.4	237	50	21.1%	232	43	81.5%	5	7
2017-18	82	631	0	0	246	38	15.4%	231	47	79.7%	5	9
2016-17	82	734	14	8.6	235	50	21.3%	263	40	84.8%	3	5
2015-16	82	861	7	10.3	237	51	21.5%	276	41	85.1%	4	5
2014-15	82	904	7	11.0	251	56	22.3%	257	42	83.7%	2	5
2013-14	82	1162	8	14.2	283	56	19.8%	293	42	85.7%	6	6
2012-13	48	531	8	11.1	149	29	19.5%	150	23	84.7%	3	5
2011-12	82	1062	8	13.0	270	45	16.7%	282	40	85.8%	7	3
2010-11	82	1225	8	14.9	279	52	18.6%	279	51	81.7%	7	1
2009-10	82	1296	11	16.1	307	52	16.9%	342	45	86.8%	7	6
2008-09	82	1226	22	15.2	351	72	20.5%	357	58	83.8%	10	8
2007-08	82	1137	16	14.1	334	47	14.1%	359	56	84.4%	3	13
2006-07	82	1203	20	14.9	381	46	12.1%	414	83	80.0%	7	10
2005-06	82	1355	18	16.7	512	75	14.6%	461	82	82.2%	6	8
2003-04	82	1246	14	15.5	341	61	17.9%	369	57	84.6%	11	7
2002-03	82	1618	16	19.7	391	80	20.5%	389	71	81.7%	11	7
2001-02	82	1343	26	16.4	356	62	17.4%	379	56	85.2%	5	7
2000-01	82	1345	14	16.4	385	72	18.7%	389	57	85.3%	15	7
1999-2000	82	1139	22	13.9	342	61	17.8%	345	42	87.8%	13	3
1998-99	82	1308	6	16.0	301	61	20.3%	387	47	87.9%	7	4
1997-98	82	1414	8	17.2	368	62	16.8%	367	49	86.6%	12	4
1996-97	82	1336	24	16.3	327	50	15.3%	332	55	83.4%	9	8
1995-96	82	1823	26	22.2	448	74	16.5%	482	82	83.0%	11	8
1994-95	48	1077	16	22.4	220	36	16.4%	233	46	80.3%	7	2
1993-94	84	1659	20	19.8	420	86	20.5%	388	73	81.2%	17	14
1992-93	84	1889	30	22.5	425	93	21.9%	429	70	83.7%	14	15
1991-92	80	2041	12	25.5	359	69	19.2%	389	64	83.5%	16	12
1990-91	80	1987	20	24.8	348	70	20.1%	339	55	83.8%	10	18
1989-90	80	1809	12	22.6	351	79	22.5%	351	67	80.9%	9	12
1988-89	80	1675	14	20.9	370	74	20.0%	356	83	76.7%	5	12
1987-88	80	1919	22	24.0	413	82	19.9%	402	83	79.4%	13	5
1986-87	80	1572	6	19.7	324	79	24.4%	303	58	80.9%	6	11
1985-86	80	1478	10	18.5	362	78	21.5%	324	74	77.2%	9	14
1984-85	80	1303	14	16.3	300	66	22.0%	306	73	76.1%	7	9
1983-84	80	1612	20	20.2	347	79	22.8%	363	91	74.9%	4	16
1982-83	80	1281	12	16.0	316	68	21.5%	336	63	81.3%	9	12
1981-82	80	1579	8	19.7	344	76	22.1%	357	83	76.8%	10	13
1980-81	80	1657	34	20.7	359	85	23.7%	338	61	82.0%	16	12
1979-80	80	1037	14	13.0	289	53	18.3%	263	40	84.8%	5	4
1978-79	80	1055	10	13.2	281	48	17.1%	244	63	74.2%	3	8
1977-78	80	845	10	10.6	264	44	16.7%	194	52	73.2%	2	3
1976-77	80	877	10	11.0	249	47	18.9%	259	47	81.9%	4	7
1975-76	80	1274	16	15.9	298	55	18.5%	376	98	73.9%	21	3
1974-75	80	1275	14	15.9	286	50	17.5%	328	77	76.5%	6	5
1973-74	78	1147	10	14.7	275	39	14.2%	313	56	82.1%	4	9
1972-73	78	1195	4	15.3	251	37	14.7%	272	51	81.3%	6	1
1971-72	78	1138	12	14.7	270	38	14.1%	280	65	76.8%	13	11
1970-71	78	1068	24	14.0	312	56	17.9%	285	49	82.8%	9	8
1969-70	76	862	14	11.5	287	72	25.1%	265	41	84.5%	5	9
1968-69	76	838	0	11.0	250	38	15.2%	242	45	81.4%	4	6
1967-68	74	792	0	10.7	223	38	17.0%	245	39	84.1%	10	7
Totals	4,046	64,463	713	16.2	15,889	2,987	18.6%	15,876	2,895	81.6%	406	394



ST. LOUIS BLUES

ST. LOUIS BLUES CAREER REGULAR SEASON HAT-TRICKS

SEASON	PLAYER	DATE	#	OPPONENT	SEASON	PLAYER	DATE	#	OPPONENT
2018-19	Ivan Barbashev	3/21	1	Detroit	1992-93	Craig Janney	4/4	2	@ Chicago
	Jaden Schwartz	3/19	4	Edmonton		Brendan Shanahan	12/17	1	N.Y. Rangers
	Vladimir Tarasenko	2/10	4	@ Nashville		Kevin Miller	12/1	1	Hartford
	Ryan O'Reilly	11/6	1	Carolina		Vitali Prokhorov	10/31	1	Philadelphia
	David Perron	10/11	4	Calgary	1991-92	Brett Hull	3/2	17	@ Vancouver
2017-18	Patrik Berglund	4/6	2	@ Chicago		Brett Hull	2/27	16	Washington
	Brayden Schenn	12/5	1	@ Montreal		Craig Janney	2/15	1	Calgary
	Jaden Schwartz	10/18	3	Chicago		Brett Hull	1/16	15	Montreal
2016-17	Patrik Berglund	2/11	1	@ Montreal		Brett Hull	1/8	14	@ N.Y. Rangers
	Robby Fabbri	12/28	1	Philadelphia		Brett Hull	12/21	13	N.Y. Islanders
	Vladimir Tarasenko	12/1	3	Tampa Bay		Brett Hull	12/10	12	@ N.Y. Islanders
	David Perron	10/22	2	@ Calgary		Brett Hull	11/30	11	Detroit
2014-15	Jaden Schwartz	4/3	2	@ Dallas		Brett Hull	11/9	10	Hartford
	David Backes	1/6	3 (4g)	@ Arizona	1990-91	Brett Hull	3/7	9	@ Boston
	T.J. Oshie	1/3	2	@ San Jose		Brett Hull	2/23	8	Boston
	Vladimir Tarasenko	12/16	2	Los Angeles		Brett Hull	10/25	7	Toronto
	Jori Lehtera	11/11	1	Buffalo		Brett Hull	10/24	6	@ Toronto
	Vladimir Tarasenko	10/28	1	@ Dallas	1989-90	Paul MacLean	3/24	1	@ Los Angeles
	Jaden Schwartz	10/18	1	@ Arizona		Brett Hull	2/25	5	@ Montreal
2013-14	T.J. Oshie	3/27	1	Minnesota		Brett Hull	2/15	4	Quebec
	David Backes	3/25	1	@ Toronto		Gino Cavallini	2/10	1	New Jersey
	Chris Stewart	12/21	1	@ Edmonton		Brett Hull	1/14	3	@ Winnipeg
2012-13	Vladimir Sobotka	3/9	1	@ San Jose		Brett Hull	12/20	2	@ Chicago
2011-12	NONE					Brett Hull	10/18	1	@ Pittsburgh
2010-11	Jay McClement	10/30	1	Atlanta	1988-89	Bernie Federko	2/27	11	@ Toronto
2009-10	David Perron	11/10	1	Vancouver		Tony McKegney	10/14	2	@ Detroit
2008-09	David Backes	4/2	1 (4g)	@ Detroit	1987-88	Bernie Federko	3/13	10	@ Los Angeles
	B.J. Crombeen	12/8	1	Nashville		Doug Gilmour	1/28	2	Minnesota
2007-08	Paul Kariya	12/29	1	@ Dallas		Tony McKegney	1/23	1	@ Quebec
2006-07	Bill Guerin	2/13	1	San Jose	1986-87	Mark Hunter	2/21	3	Quebec
2005-06	NONE					Cliff Ronning	1/12	1	@ Minnesota
2003-04	Doug Weight	10/29	1	@ Detroit		Rick Meagher	12/26	1	@ Chicago
2002-03	Scott Mellanby	3/6	1 (4 ppg's)	Phoenix	1985-86	Doug Gilmour	2/23	1	@ Hartford
	Pavol Demitra	11/29	3	Calgary		Mark Hunter	2/23	2	@ Hartford
2001-02	Cory Stillman	1/5	1	Dallas		Greg Paslawski	12/26	2	Chicago
2000-01	Michal Handzus	12/23	1	Anaheim		Greg Paslawski	12/10	1	Edmonton
	Pavol Demitra	12/20	2	@ N.Y. Rangers		Mark Hunter	11/26	1	Toronto
	Pierre Turgeon	12/15	3	@ Atlanta					
1999-00	Stephane Richer	2/25	1	Colorado					
	Pavol Demitra	2/12	1	Anaheim					
	Mike Eastwood	12/21	1	@ Phoenix					
	Pierre Turgeon	12/2	2	Nashville					
1998-99	Craig Conroy	2/26	1	@ Calgary					
	Pierre Turgeon	11/10	1	Chicago					
	Al MacInnis	10/12	2	@ N.Y. Rangers					
1997-98	Geoff Courttnall	3/22	2	@ Calgary					
	Brett Hull	10/9	27	Los Angeles					
1996-97	Brett Hull	2/6	26	Dallas					
	Brett Hull	12/22	25	Los Angeles					
	Al MacInnis	12/11	1	@ Dallas					
1995-96	Brett Hull	3/15	24	@ San Jose					
	Geoff Courttnall	11/11	1	@ N.Y. Islanders					
	Brett Hull	10/10	23 (4g)	Edmonton					
1994-95	Brett Hull	4/16	22 (4g)	Detroit					
	Brett Hull	2/4	21	Dallas					
1993-94	Brendan Shanahan	4/12	5	@ Dallas					
	Brett Hull	3/25	20	Dallas					
	Steve Duchesne	3/7	1	@ Toronto					
	Brendan Shanahan	2/26	4	@ Ottawa					
	Brett Hull	2/1	19	Toronto					
	Brendan Shanahan	12/26	3	Chicago					
	Brett Hull	12/19	18	@ Edmonton					
	Kevin Miller	10/21	2	San Jose					
	Brendan Shanahan	10/7	2	Florida					

ALL-TIME TEAM & INDIVIDUAL RECORDS & STATS

ST. LOUIS BLUES CAREER REGULAR SEASON HAT-TRICKS

SEASON	PLAYER	DATE	#	OPPONENT
1984-85	Doug Wickenheiser	3/10	1	Detroit
	Jorgen Pettersson	2/14	5	Toronto
	Brian Sutter	1/18	7	@ Winnipeg
	Alain Lemieux	11/27	1	@ Vancouver
	Mark Reeds	11/20	1	@ Vancouver
	Joe Mullen	11/16	2	Quebec
	Jorgen Pettersson	11/8	4	@ Pittsburgh
	Dave Barr	10/20	1	New Jersey
	Kevin LaVallee	10/20	1	New Jersey
	1983-84	Bernie Federko	3/24	9
Joe Mullen		3/20	1	Winnipeg
Bernie Federko		2/29	8	@ Minnesota
Wayne Babych		12/6	3	Buffalo
1982-83	Bernie Federko	11/29	7	N.Y. Islanders
	Perry Turnbull	1/22	2	Calgary
1981-82	Brian Sutter	11/16	6	New Jersey
	Brian Sutter	10/30	5	Washington
	Bernie Federko	3/26	6	@ Winnipeg
	Bernie Federko	2/27	5	Detroit
1980-81	Blake Dunlop	2/2	1	Winnipeg
	Brian Sutter	1/9	4	Washington
	Jorgen Pettersson	2/28	3	Washington
	Jorgen Pettersson	2/7	2	Vancouver
	Perry Turnbull	2/5	1 (4g)	Toronto
	Wayne Babych	12/30	2	Toronto
	Brian Sutter	12/6	3	Winnipeg
	Tony Currie	11/22	1	Detroit
	Larry Patey	11/2	1	@ Chicago
	Jorgen Pettersson	10/28	1	N.Y. Rangers
1979-80	Bernie Federko	2/9	4	Buffalo
	Wayne Babych	10/23	1	Boston
1978-79	Brian Sutter	2/21	2	@ N.Y. Rangers
	Brian Sutter	10/13	1	@ Vancouver
1977-78	Red Berenson	2/28	5	Minnesota
	Garry Unger	11/1	7	Los Angeles
1976-77	Bernie Federko	4/2	3	Cleveland
	Bernie Federko	2/19	2	Washington
	Claude Larose	2/15	2	Chicago
	Claude Larose	2/8	1	Pittsburgh
1975-76	Bernie Federko	2/5	1	Buffalo
	Red Berenson	3/27	4	Minnesota
	Ted Irvine	2/29	1	@ Pittsburgh
	Chuck Lefley	1/17	1	Boston
1974-75	Garry Unger	11/26	6	Kansas City
	Pierre Plante	3/14	3	Kansas City
	Pierre Plante	12/17	2	N.Y. Islanders
1973-74	Pierre Plante	11/2	1	Atlanta
	Lawrence Sacharuk	10/12	1	@ Vancouver
	Garry Unger	1/30	5	California
	Garry Unger	12/11	4	Toronto
1972-73	Garry Unger	11/13	3	Vancouver
	NONE			
1971-72	Mike Murphy	3/25	1	Detroit
	Jack Eggers	2/5	1	N.Y. Rangers
1970-71	Garry Unger	10/30	2	Philadelphia
	Garry Unger	3/13	1	Buffalo
1969-70	Gary Sabourin	3/11	1	@ Minnesota
	Ab McDonald	11/19	1	@ Pittsburgh
	Red Berenson	11/1	3	Philadelphia
1968-69	Red Berenson	11/7	1 & 2	@ Philadelphia
	Camille Henry	11/3	1	@ Detroit
1967-68	NONE			

(#) = Indicates number of hat tricks with St. Louis



ST. LOUIS BLUES ALL-TIME REGULAR SEASON PENALTY SHOTS

PENALTY SHOTS FOR

SEASON	DATE	PLAYER	GOALTENDER	TEAM	RESULT
2018-19	Nov. 30	Oskar Sundqvist	Semyon Varlamov	@ Colorado	unsuccessful
2016-17	Mar. 10	Ryan Reaves	John Gibson	Anaheim	unsuccessful
2013-14	Mar. 6	Alexander Steen	Pekka Rinne	@ Nashville	unsuccessful
	Jan. 16	T.J. Oshie	Jonathan Quick	Los Angeles	successful
	Oct. 5	Alexander Steen	Tim Thomas	Florida	successful
2012-13	Jan. 24	Patrik Berglund	Pekka Rinne	Nashville	successful
2011-12	Feb. 29	Chris Stewart	Yann Danis	@ Edmonton	successful
	Feb. 18	Patrik Berglund	Josh Harding	Minnesota	unsuccessful
	Jan. 24	Patrik Berglund	Marc-Andre Fleury	Pittsburgh	successful
2010-11	Dec. 18	David Backes	Antero Niittymaki	San Jose	successful
2009-10	Apr. 7	Brad Boyes	Annti Niemi	@ Chicago	successful
2007-08	Dec. 9	Jay McClement	Jose Theodore	@ Colorado	successful
	Oct. 30	Lee Stempniak	Mikael Tellqvist	Phoenix	unsuccessful
2005-06	Mar. 11	Keith Tkachuk	Mathieu Garon	Los Angeles	unsuccessful
	Jan. 19	Mike Sillinger	Olaf Kolzig	@ Washington	unsuccessful
	Dec. 16	Doug Weight	Nikolai Khabibulin	@ Chicago	unsuccessful
	Oct. 11	Jay McClement	Nikolai Khabibulin	Chicago	successful
2003-04	Feb. 28	Pavol Demitra	Johan Hedberg	@ Vancouver	unsuccessful
	Dec. 16	Pavol Demitra	Marc Denis	Columbus	unsuccessful
	Nov. 22	Keith Tkachuk	Marty Turco	Dallas	unsuccessful
	Nov. 6	Eric Nickulas	Dan Cloutier	Vancouver	unsuccessful
2002-03	Oct. 30	Cory Stillman	Mike Dunham	Nashville	unsuccessful
2001-02	Apr. 9	Keith Tkachuk	Jan Lasek	Nashville	unsuccessful
	Jan. 8	Sergei Varlamov	Evgeni Nabokov	@ San Jose	unsuccessful
2000-01	Feb. 26	Marty Reasoner	Evgeni Nabokov	San Jose	successful
1999-00	Dec. 30	Pierre Turgeon	Steve Shields	San Jose	unsuccessful
	Nov. 18	Terry Yake	Sean Burke	Florida	unsuccessful
1998-99	Jan. 26	Terry Yake	Steve Shields	@ San Jose	unsuccessful
	Oct. 29	Geoff Courtnall	Chris Osgood	Detroit	successful
1997-98	Mar. 22	Darren Turcotte	Rick Tabaracci	@ Calgary	unsuccessful
1996-97	Dec. 13	Geoff Courtnall	Jeff Hackett	Chicago	successful
1995-96	Jan. 4	Brett Hull	Jeff Hackett	@ Chicago	unsuccessful
1994-95	Mar. 26	Brett Hull	Bill Ranford	Edmonton	unsuccessful
1993-94	Dec. 17	Kevin Miller	Mike Vernon	@ Calgary	unsuccessful
	Nov. 3	Philippe Bozon	Bob Essensa	@ Winnipeg	unsuccessful
1992-93	Apr. 3	Philippe Bozon	Ed Belfour	Chicago	successful
	Mar. 20	Craig Janney	Robb Stauber	@ Los Angeles	unsuccessful
	Dec. 31	Brett Hull	Glenn Healy	N.Y. Islanders	unsuccessful
	Dec. 27	Brendan Shanahan	Grant Fuhr	Toronto	unsuccessful
1990-91	Nov. 23	Rich Sutter	Tim Cheveldae	@ Detroit	unsuccessful
1988-89	Feb. 14	Greg Paslawski	Clint Malarchuk	Washington	unsuccessful
	Feb. 5	Steve Tuttle	Alain Chevrier	@ Chicago	unsuccessful
	Jan. 31	Doug Evans	Daniel Berthiaume	Winnipeg	successful
1986-87	Mar. 1	Doug Gilmour	Gilles Meloche	@ Pittsburgh	unsuccessful
	Dec. 7	Ken Meagher	Ken Wregget	Toronto	successful
1984-85	Feb. 16	Joe Mullen	Roland Melanson	Minnesota	successful
	Feb. 3	Rob Ramage	Murray Bannerman	@ Chicago	unsuccessful
1983-84	Dec. 10	Alain Lemieux	Greg Stefan	Detroit	successful
1982-83	Mar. 2	Alain Lemieux	Gilles Meloche	@ Minnesota	unsuccessful
	Oct. 23	Perry Turnbull	Murray Bannerman	Chicago	unsuccessful
1980-81	Mar. 14	Bernie Federko	Larry Lozinski	Detroit	successful
1978-79	Dec. 17	Bernie Federko	Tony Esposito	Chicago	unsuccessful
1973-74	Apr. 6	Greg Polis	Mike Veisor	Chicago	successful
1970-71	Dec. 26	Red Berenson	Cesare Maniago	Minnesota	successful
1969-70	Dec. 6	Andre Boudrias	Roger Crozier	Detroit	unsuccessful



ST. LOUIS BLUES ALL-TIME REGULAR SEASON PENALTY SHOTS

PENALTY SHOTS AGAINST

SEASON	DATE	PLAYER	GOALTENDER	TEAM	RESULT
2018-19	Oct. 11	Sean Monahan	Jake Allen	Calgary	unsuccessful
2017-18	Feb. 13	Filip Forsberg	Carter Hutton	@ Nashville	successful
2015-16	Apr. 7	Andrew Ladd	Brian Elliott	@ Chicago	unsuccessful
	Nov. 4	Andrew Shaw	Brian Elliott	@ Chicago	successful
2014-15	Apr. 3	Travis Moen	Brian Elliott	@ Dallas	successful
2013-14	Nov. 5	Tomas Plekanec	Jaroslav Halak	@ Montreal	unsuccessful
2009-10	Mar. 6	Chris Stewart	Ty Conklin	@ Colorado	successful
2007-08	Mar. 14	Patrick Marleau	Hannu Toivonen	@ San Jose	successful
	Dec. 28	Christian Ehrhoff	Manny Legace	San Jose	unsuccessful
2005-06	Jan. 13	Marian Hossa	Curtis Sanford	@ Atlanta	unsuccessful
	Nov. 4	Ryan Smyth	Patrick Lalime	Edmonton	successful
	Oct. 8	Patrick Marleau	Patrick Lalime	San Jose	successful
2003-04	Apr. 4	Marian Gaborik	Reinhard Divis	Minnesota	unsuccessful
	Mar. 4	Ryan Smyth	Chris Osgood	Edmonton	unsuccessful
	Feb. 2	Wes Walz	Reinhard Divis	Minnesota	successful
	Jan. 23	Mike Modano	Chris Osgood	Dallas	unsuccessful
2001-02	Mar. 26	Antti Laaksonen	Brent Johnson	Minnesota	successful
	Oct. 6	Vladimir Orszagh	Fred Brathwaite	@ Nashville	unsuccessful
1999-00	Jan. 19	Martin Straka	Roman Turek	@ Pittsburgh	successful
	Jan. 11	Alexander Korolyuk	Roman Turek	@ San Jose	successful
	Dec. 30	Jeff Friesen	Roman Turek	San Jose	unsuccessful
1996-97	Dec. 6	Peter Forsberg	Grant Fuhr	@ Colorado	unsuccessful
1995-96	Oct. 22	Dave Hannan	Grant Fuhr	@ Buffalo	unsuccessful
1993-94	Apr. 7	Mike Donnelly	Curtis Joseph	Los Angeles	unsuccessful
1992-93	Dec. 19	Phil Housley	Curtis Joseph	Winnipeg	unsuccessful
1991-92	Apr. 16	Todd Elik	Curtis Joseph	Minnesota	unsuccessful
	Jan. 25	Greg Adams	Curtis Joseph	Vancouver	unsuccessful
1990-91	Feb. 26	Michel Goulet	Pat Jablonski	Chicago	unsuccessful
	Jan. 25	Brent Fedyk	Vince Riendeau	@ Detroit	unsuccessful
1988-89	Apr. 8	Neal Broten	Greg Millen	@ Minnesota	successful
1987-88	Mar. 24	Aaron Broten	Greg Millen	New Jersey	successful
1986-87	Mar. 21	Kirk Muller	Greg Millen	New Jersey	successful
1984-85	Feb. 7	Dwight Foster	Rick Wamsley	@ Detroit	successful
1983-84	Dec. 17	Steve Shutt	Mike Liut	@ Montreal	unsuccessful
1982-83	Jan. 4	Denis Savard	Mike Liut	Chicago	successful
1980-81	Jan. 14	Gregg Sheppard	Ed Staniowski	@ Pittsburgh	unsuccessful
	Oct. 28	Ron Greschner	Mike Liut	N.Y. Rangers	successful
1979-80	Dec. 18	Mario Tremblay	Mike Liut	Montreal	unsuccessful
1976-77	Oct. 24	Cliff Korol	Eddie Johnston	@ Chicago	successful
1970-71	Feb. 24	Greg Polis	Ernie Wakely	@ Pittsburgh	unsuccessful
1967-68	Jan. 31	George Konik	Glenn Hall	Pittsburgh	successful



ST. LOUIS BLUES

ST. LOUIS BLUES ALL-TIME REGULAR SEASON SHUTOUTS

SHUTOUTS FOR

SEASON	DATE	OPPONENT	SCORE	GOALTENDER	SEASON	DATE	OPPONENT	SCORE	GOALTENDER
2018-19	3/7	@ Los Angeles	4-0	Allen	2010-11	4/9	Nashville	2-0	Halak
	2/26	Nashville	2-0	Binnington		3/24	Edmonton	4-0	Halak
	2/17	@ Minnesota	4-0	Binnington		3/17	@ Los Angeles	4-0	Halak
	2/16	@ Colorado	3-0	Allen		2/25	@ Edmonton	5-0	Bishop
	2/14	@ Arizona	4-0	Binnington		2/18	@ Buffalo	3-0	Conklin
	2/7	@ Tampa Bay	1-0	Binnington		12/26	Nashville	2-0	Halak
	1/7	@ Philadelphia	3-0	Binnington		11/7	@ N.Y. Rangers	2-0	Conklin
	12/7	@ Winnipeg	1-0	Allen		11/4	San Jose	2-0	Halak
	11/9	San Jose	4-0	Johnson		10/28	@ Nashville	3-0	Halak
	2/3	@ Buffalo	1-0	Hutton		10/23	Pittsburgh	1-0	Halak
2017-18	1/23	Ottawa	3-0	Hutton	2009-10	3/20	@ New Jersey	1-0	Conklin
	12/16	Winnipeg	2-0	Hutton		2/12	Toronto	4-0	Mason
	12/7	Dallas	3-0	Allen		1/25	@ Calgary	2-0	Conklin
2016-17	3/18	@ Arizona	3-0	Allen	1/14	Minnesota	1-0	Mason	
	3/5	@ Colorado	3-0	Allen	12/9	@ Detroit	1-0	Conklin	
	2/15	@ Detroit	2-0	Hutton	10/17	@ Anaheim	5-0	Conklin	
2015-16	2/7	@ Philadelphia	6-0	Allen	2008-09	4/12	@ Colorado	1-0	Mason
	2/6	@ Philadelphia	2-0	Hutton		3/24	Los Angeles	2-0	Mason
	1/24	@ Pittsburgh	3-0	Hutton		2/13	Chicago	1-0	Mason
	1/14	@ San Jose	4-0	Hutton		1/31	Philadelphia	4-0	Mason
	10/29	Pittsburgh	1-0	Allen		1/21	@ Chicago	2-0	Mason
	3/26	@ Washington	4-0	Allen		11/25	@ Nashville	1-0	Mason
	3/25	Vancouver	4-0	Elliott		10/25	Florida	4-0	Bishop/Schwarz
	3/22	@ San Jose	1-0	Elliott		4/5	Columbus	3-0	Legace
	3/19	@ Vancouver	3-0	Elliott		2/1	Anaheim	1-0	Legace
	2/2	@ Nashville	1-0	Elliott		1/5	Carolina	1-0	Legace
12/22	@ Boston	2-0	Allen	12/31	@ Detroit	2-0	Legace		
2014-15	12/12	Dallas	3-0	Allen	2006-07	11/25	Calgary	3-0	Legace
	11/10	@ New Jersey	2-0	Allen		2/16	Nashville	1-0	Legace
	11/7	@ Nashville	4-0	Allen		2/8	Detroit	1-0	Legace/Sanford
	10/27	Tampa Bay	2-0	Allen		2/3	Dallas	2-0	Legace
	3/17	@ Calgary	4-0	Elliott		1/20	@ San Jose	1-0	Legace
	3/15	@ Dallas	3-0	Allen		1/4	Chicago	2-0	Legace
	3/12	Philadelphia	1-0	Elliott		12/30	Colorado	2-0	Legace
	2/5	@ Buffalo	3-0	Allen		1/23	Vancouver	4-0	Sanford
	1/17	Toronto	3-0	Elliott		12/13	Pittsburgh	3-0	Sanford
	1/6	@ Arizona	6-0	Elliott		11/16	@ Columbus	2-0	Sanford
2013-14	12/29	Colorado	3-0	Brodeur	2003-04	3/30	Edmonton	1-0	Osgood
	11/4	@ New Jersey	1-0	Allen		11/8	Florida	2-0	Osgood
	10/30	Anaheim	2-0	Allen		10/28	Nashville	1-0	Johnson
	10/16	@ Los Angeles	0-1 (SOL)	Elliott		3/26	@ Minnesota	1-0	Osgood
	4/1	Philadelphia	1-0	Miller		3/15	@ Nashville	1-0	Osgood
	3/23	@ Pittsburgh	1-0	Elliott		3/1	Minnesota	2-0	Sanford
	1/28	New Jersey	3-0	Halak		12/23	Los Angeles	5-0	Johnson
	1/9	@ Calgary	5-0	Halak		12/14	Atlanta	4-0	Johnson
	1/2	Los Angeles	5-0	Elliott		12/3	@ Boston	4-0	Brathwaite
	12/21	@ Edmonton	6-0	Elliott		11/16	@ Calgary	1-0	Barrasso
2012-13	11/25	Minnesota	3-0	Halak	2001-02	10/30	Nashville	7-0	Brathwaite
	11/1	@ Florida	4-0	Elliott		3/13	@ San Jose	2-0	Johnson
	10/5	Florida	7-0	Halak		2/12	Atlanta	2-0	Johnson
	4/11	@ Minnesota	2-0	Elliott		12/28	Montreal	3-0	Brathwaite
	4/9	@ Nashville	1-0	Elliott		12/22	@ Florida	2-0	Johnson
	4/7	@ Detroit	1-0	Elliott		12/15	Calgary	4-0	Johnson
	3/23	@ Edmonton	3-0	Halak		12/8	Los Angeles	2-0	Brathwaite
	3/14	Phoenix	3-0	Allen		10/31	@ Colorado	1-0	Johnson
	1/24	Nashville	3-0	Halak		4/7	Nashville	1-0	Turek
	1/19	Detroit	6-0	Halak		3/17	@ Minnesota	1-0 (OT)	Johnson
2011-12	3/27	Nashville	3-0	Elliott	1/20	Vancouver	3-0	Turek	
	3/25	@ Phoenix	4-0	Elliott	12/26	Columbus	5-0	Johnson	
	3/22	@ Los Angeles	0-1 (SOL)	Elliott	12/5	Anaheim	1-0	Turek	
	2/18	Minnesota	4-0	Elliott	11/24	@ Nashville	4-0	Turek	
	2/12	San Jose	3-0	Halak	11/4	Toronto	0-0	Turek	
	2/3	Los Angeles	1-0	Halak	11/2	Washington	2-0	Johnson	
	1/19	Edmonton	1-0	Halak	10/21	Chicago	1-0	Turek	
	1/16	Dallas	1-0	Halak	10/13	Minnesota	2-0	Johnson	
	1/10	@ Montreal	3-0	Halak					
	1/7	Colorado	4-0	Elliott					
12/10	San Jose	1-0	Elliott						
11/25	Calgary	2-0	Elliott						
11/12	Tampa Bay	3-0	Elliott						
11/8	Chicago	3-0	Halak						
10/26	@ Vancouver	3-0	Elliott						



ST. LOUIS BLUES

ST. LOUIS BLUES ALL-TIME REGULAR SEASON SHUTOUTS

SHUTOUTS FOR

SEASON	DATE	OPPONENT	SCORE	GOALTENDER	SEASON	DATE	OPPONENT	SCORE	GOALTENDER
1999-2000	4/1	Detroit	0-0	Turek	1972-73	3/13	Buffalo	2-0	Caron
	3/7	Phoenix	4-0	Turek		11/11	Toronto	1-0	Stephenson
	3/17	@ Los Angeles	4-0	Turek	1971-72	2/23	@ Los Angeles	2-0	Caron
	1/21	@ Chicago	3-0	Turek		1/22	Pittsburgh	1-0	Wakely
	12/21	@ Phoenix	6-0	Turek	1970-71	3/13	@ Buffalo	9-0	Hall
	12/18	Boston	4-0	Turek		12/5	@ Detroit	3-0	Wakely
	11/29	Colorado	4-0	McLennan		11/26	Toronto	1-0	Wakely
	11/26	@ Buffalo	2-0	McLennan		11/19	@ Pittsburgh	1-0	Wakely
	1998-99	11/18	Florida	3-0	Turek	11/5	@ Boston	2-0	Hall/Wakely
		4/1	Tampa Bay	3-0	Fuhr	1969-70	10/31	Los Angeles	3-0
2/18		Florida	0-0	McLennan	4/2		@ Philadelphia	1-0	Wakely
1/26		@ San Jose	3-0	Parent	3/25		Los Angeles	4-0	Plante
1/4		Vancouver	4-0	McLennan	1/15		Toronto	2-0	Wakely
12/14		@ Colorado	0-0	Fuhr	1/3		Pittsburgh	6-0	Wakely
11/24		Nashville	4-0	McLennan	12/30		@ Montreal	5-0	Hall
3/9		@ Vancouver	4-0	McLennan	12/20		Philadelphia	3-0	Plante
3/5		Montreal	4-0	McLennan	11/19		@ Pittsburgh	4-0	Plante
1/29		Toronto	2-0	Fuhr	11/13		Pittsburgh	4-0	Wakely
11/1	San Jose	2-0	Fuhr	11/1	Philadelphia		8-0	Plante	
1996-97	10/17	@ Chicago	2-0	Fuhr	10/26	@ Philadelphia	0-0	Plante	
	4/9	@ Chicago	1-0	Fuhr	1968-69	2/16	Minnesota	6-0	Hall
	1/29	@ Toronto	4-0	Fuhr		2/12	Pittsburgh	2-0	Hall
11/16	Calgary	2-0	Fuhr	2/1		@ Detroit	2-0	Hall	
1995-96	3/5	Florida	2-0	Fuhr	1/12	@ Minnesota	2-0	Hall	
	2/18	Winnipeg	3-0	Fuhr	1/7	Los Angeles	5-0	Hall	
	1/31	Toronto	4-0	Fuhr	1/1	@ Los Angeles	0-0	Plante	
1994-95	2/20	Edmonton	4-0	Joseph	12/25	@ Minnesota	2-0	Hall	
1993-94	11/3	@ Winnipeg	3-0	Joseph	12/20	@ Oakland	1-0	Plante	
1992-93	2/25	Los Angeles	3-0	Joseph	11/30	Philadelphia	1-0	Hall	
	1/11	@ Detroit	1-0	Hebert	1967-68	3/27	Philadelphia	3-0	Hall
3/28	N.Y. Islanders	3-0	Riendeau	3/10		@ Oakland	1-0	Hall	
12/22	Chicago	5-0	Riendeau	1/17		Minnesota	5-0	Hall	
1989-90	10/27	Montreal	3-0	Riendeau	1/3	Oakland	4-0	Hall	
	2/10	New Jersey	7-0	Riendeau	12/25	@ Minnesota	1-0	Martin	
	10/28	Washington	1-0	Millen	12/9	@ Oakland	1-0	Hall	
1988-89	2/11	N.Y. Islanders	5-0	Millen					
	12/17	Chicago	4-0	Millen					
	12/6	Minnesota	3-0	Millen					
	12/3	Toronto	3-0	Millen					
	12/1	N.Y. Islanders	8-0	Millen					
	10/20	Chicago	2-0	Millen					
1987-88	2/3	@ Minnesota	2-0	Millen					
	12/17	@ Hartford	2-0	Wamsley					
	10/24	Boston	4-0	Wamsley					
1985-86	3/25	@ N.Y. Islanders	2-0	Millen					
	2/18	Detroit	5-0	Wamsley					
1984-85	2/6	Vancouver	4-0	Liut					
	1983-84	3/13	Hartford	2-0	Liut				
		1/10	Vancouver	2-0	Liut				
1982-83	12/31	Pittsburgh	2-0	Liut					
	3/8	N.Y. Islanders	6-0	Heinz					
1981-82	10/16	Detroit	6-0	Liut					
	12/19	Vancouver	5-0	Liut					
1980-81	11/10	@ Calgary	7-0	Liut					
	3/8	@ Colorado	7-0	Liut					
1979-80	4/5	Winnipeg	6-0	Liut					
	12/29	Hartford	3-0	Liut					
1978-79	11/25	Detroit	4-0	Myre					
1977-78	1/7	Chicago	0-0	Myre					
1976-77	2/21	@ Vancouver	4-0	Johnston					
	1/15	Detroit	4-0	Grant					
1975-76	2/13	@ Washington	2-0	Johnston					
1974-75	3/11	Atlanta	5-0	Belanger					
	2/7	Kansas City	5-0	Johnston					
	11/2	Atlanta	9-0	Johnston					
1973-74	11/17	N.Y. Islanders	4-0	Stephenson					
	11/10	@ Montreal	5-0	Stephenson					



ST. LOUIS BLUES

ST. LOUIS BLUES ALL-TIME REGULAR SEASON SHUTOUTS

SHUTOUTS AGAINST

SEASON	DATE	OPPONENT	SCORE	GOALTENDER	SEASON	DATE	OPPONENT	SCORE	GOALTENDER
2018-19	3/14	@ Ottawa	0-2	Nilsson	2003-04	4/4	@ Minnesota	0-3	Rolason
	11/19	Los Angeles	0-2	Peterson		3/14	Calgary	0-3	Turek
	11/17	@ San Jose	0-4	Dell		2/29	@ San Jose	0-1	Nabokov
2017-18	11/14	@ Chicago	0-1	Crawford	2/28	@ Vancouver	0-2	Hedberg	
	3/31	@ Arizona	0-6	Raanta	2/12	Colorado	0-4	Aebischer	
	3/8	@ San Jose	0-2	Jones	2/2	@ Minnesota	0-4	Rolason	
	2/25	@ Nashville	0-4	Rinne	1/23	@ Dallas	0-2	Turco	
	2/23	Winnipeg	0-4	Hellebuyck	1/6	@ Carolina	0-2	Weekes	
	12/17	@ Winnipeg	0-4	Hellebuyck	12/23	@ Chicago	0-3	Leighton	
	12/12	Tampa Bay	0-3	Vasilevskiy	2002-03	12/10	@ New Jersey	0-2	Brodeur
	11/18	@ Boston	0-2	Rask	11/15	@ Edmonton	0-5	Salo	
	10/19	@ Anaheim	0-3	Andersen	2001-02	3/7	Minnesota	0-3	Rolason
	10/16	@ Los Angeles	0-1 (SOL)	Quick	2/9	Philadelphia	0-5	Cechmanek	
2016-17	11/24	Nashville	0-2	Rinne	1/28	Anaheim	0-1	Giguere	
	11/2	Philadelphia	0-2	Neuirth	12/5	@ Phoenix	0-3	Burke	
	3/3	@ Winnipeg	0-3	Hellebuyck	11/20	@ Edmonton	0-2	Salo	
	12/30	Nashville	0-4	Saros	11/17	@ Calgary	0-2	Turek	
	11/1	@ NY Rangers	0-5	Lundqvist	2000-01	2/19	@ Florida	0-3	Luongo
2014-15	4/7	Winnipeg	0-1	Pavelec	11/14	@ Edmonton	0-3	Salo	
	12/23	@ Colorado	0-5	Varlamov	1/4	Toronto	0-0	Joseph	
2013-14	4/13	Detroit	0-3	Mrazek	1999-2000	4/1	Detroit	0-0	Osgood
	4/11	@ Dallas	0-3	Lehtonen	2/10	Detroit	0-2	Osgood	
	4/5	Colorado	0-4	Varlamov	11/3	@ Colorado	0-5	Denis	
2012-13	3/19	@ Chicago	0-4	Crawford	1998-99	3/11	Montreal	0-3	Hackett
	2/28	@ Anaheim	0-1	Hiller	3/4	Toronto	0-4	Joseph	
	2/26	@ Vancouver	0-1	Lack	2/18	Florida	0-0	Burke	
	4/14	Chicago	0-2	Crawford	2/4	New Jersey	0-2	Terreri	
	3/26	Edmonton	0-3	Khabibulin	1/16	@ Colorado	0-2	Roy	
2011-12	2/28	Chicago	0-3	EmeryCrawford	1/2	N.Y. Rangers	0-1	Richter	
	2/20	@ Colorado	0-1 (OTL)	Varlamov	12/14	@ Colorado	0-0	Roy	
	3/22	@ Los Angeles	0-1 (SOL)	Quick	12/4	@ Colorado	0-2	Roy	
	3/15	@ Carolina	0-2	Ward	10/17	N.Y. Islanders	0-1	Salo	
	3/1	@ Vancouver	0-2	Luongo	1997-98	3/21	Edmonton	0-2	Joseph
2010-11	12/31	@ Detroit	0-3	Howard	3/14	Phoenix	0-2	Waite	
	10/18	@ Los Angeles	0-5	Quick	11/22	Anaheim	0-2	Hebert	
	3/1	Calgary	0-6	Kiprusoff	11/20	Edmonton	0-3	Joseph	
	2/22	@ Calgary	0-1	Kiprusoff	4/6	New Jersey	0-2	Dunham	
2009-10	12/16	@ Chicago	0-3	Huet	12/21	@ Philadelphia	0-4	Hextall	
	12/7	Colorado	0-4	Budaj	12/19	Pittsburgh	0-4	Wregget	
	10/31	Florida	0-4	Vokoun	12/15	Vancouver	0-8	Hirsch	
	10/29	Phoenix	0-2	Bryzgalov	12/5	Phoenix	0-3	Wakaluk	
	3/19	@ Vancouver	0-3	Luongo	12/3	@ Toronto	0-2	Potvin	
2008-09	3/3	Detroit	0-5	Osgood	1995-96	11/27	Buffalo	0-2	Hasek
	2/21	Nashville	0-1	Rinne	11/7	Los Angeles	0-1	Dafoe	
	12/3	@ Minnesota	0-4	Backstrom	11/1	@ Anaheim	0-3	Hebert	
	10/30	Carolina	0-1	Ward	1994-95	2/9	Chicago	0-5	Belfour
	10/24	Los Angeles	0-4	LaBarbera	1993-94	3/16	@ Winnipeg	0-4	Chevelidae
2007-08	3/1	San Jose	0-2	Boucher	3/3	Vancouver	0-4	McLean	
	2/24	@ Phoenix	0-2	Bryzgalov	2/24	@ Quebec	0-6	Fiset	
	12/28	San Jose	0-1	Nabokov	11/16	@ Vancouver	0-3	McLean	
	12/26	Detroit	0-5	Osgood	10/16	@ Dallas	0-4	Moog	
	12/13	Florida	0-1	Vokoun	1992-93	12/19	Winnipeg	0-1	Essensa
2006-07	11/21	@ Detroit	0-3	Osgood	11/12	@ Chicago	0-1	Belfour	
	11/4	@ Columbus	0-3	Leclaire	10/10	Chicago	0-3	Waite	
	10/25	@ Columbus	0-3	Leclaire	1991-92	3/14	N.Y. Rangers	0-6	Vanbiesbrouck
	11/28	San Jose	0-2	Toskala	1/25	Vancouver	0-1 (OT)	McLean	
	11/14	@ Calgary	0-3	Kiprusoff	11/23	N.Y. Rangers	0-3	Richter	
2005-06	10/9	@ Anaheim	0-2	Giguere	10/7	@ Toronto	0-3	Fuhr	
	4/16	Phoenix	0-3	Joseph	1990-91	10/12	@ Vancouver	0-4	Gamble
	4/11	Nashville	0-2	Mason	1989-90	3/27	Boston	0-3	Lemelin
	4/6	@ Nashville	0-3	Mason	11/21	@ Minnesota	0-3	Casey	
	3/21	San Jose	0-6	Toskala	10/12	@ Minnesota	0-3	Casey	
	1/13	@ Atlanta	0-2	Lehtonen	1988-89	3/25	@ Hartford	0-4	Sidorkiewicz
	1/5	@ Detroit	0-3	Legace	2/21	@ Vancouver	0-2	McLean	
	12/29	@ Dallas	0-3	Turco	1/19	@ N.Y. Rangers	0-5	Froese	
					11/21	@ Toronto	0-4	Bester	



ST. LOUIS BLUES

ST. LOUIS BLUES ALL-TIME REGULAR SEASON SHUTOUTS

SHUTOUTS AGAINST

SEASON	DATE	OPPONENT	SCORE	GOALTENDER	SEASON	DATE	OPPONENT	SCORE	GOALTENDER
1987-88	3/1	@ NY Islanders	0-2	Smith	1970-71	3/10	@ Minnesota	0-4	Maniago
	2/16	Buffalo	0-3	Barrasso		3/9	Los Angeles	0-4	DeJordy
	1/19	@ Winnipeg	0-3	Berthiaume	1/31	@ Boston	0-6	Johnston	
1986-87	11/27	@ Detroit	0-6	Hanlon	1969-70	3/22	@ Chicago	0-1	Esposito
	11/21	@ Hartford	0-4	Liut		3/21	Toronto	0-2	Edwards
1/7	@ Winnipeg	0-2	Berthiaume	2/4		@ Toronto	0-1	Gamble	
1985-86	3/27	@ New Jersey	0-1	St. Laurent	1/25	@ Philadelphia	0-4	Parent	
	1/25	Philadelphia	0-1	Jensen	12/21	@ Chicago	0-4	Esposito	
1984-85	3/16	Hartford	0-5	Weeks	11/22	NY Rangers	0-5	Giacomin	
	11/9	@ Philadelphia	0-6	Lindbergh	10/26	@ Philadelphia	0-0	Parent	
1983-84	2/26	@ Quebec	0-5	Gosselin	1968-69	3/11	Montreal	0-3	Worsley
	1/7	@ Montreal	0-5	Wamsley		3/1	@ Montreal	0-1	Worsley
	11/23	@ Detroit	0-3	Mio		2/8	@ NY Rangers	0-2	Giacomin
1982-83	2/1	Chicago	0-5	Bannerman	1/25	@ Boston	0-4	Cheevers	
	12/28	Boston	0-3	Peters	1/1	@ Los Angeles	0-0	Desjardins	
1980-81	4/4	Minnesota	0-5	Meloché	11/2	Minnesota	0-2	Maniago	
1979-80	2/2	Detroit	0-3	Vachon	1967-68	3/28	@ Philadelphia	0-2	Favell
	2/1	@ Hartford	0-3	Smith		2/1	@ Pittsburgh	0-2	Binkley
	12/1	NY Rangers	0-2	Baker		12/23	@ Los Angeles	0-4	Rutledge
1978-79	10/27	Atlanta	0-3	Bouchard	12/16	Philadelphia	0-1	Parent	
	1/18	@ Boston	0-4	Cheevers	11/26	@ NY Rangers	0-1	Villemure	
	12/13	@ Pittsburgh	0-3	Millen	10/22	@ Detroit	0-1	Crozier	
	12/12	Montreal	0-6	Dryden					
1977-78	11/30	@ Philadelphia	0-3	Stephenson					
	11/7	Toronto	0-5	Harrison					
	2/6	@ Philadelphia	0-2	Parent					
1976-77	1/19	NY Islanders	0-3	Smith					
	1/7	Chicago	0-0	Esposito					
	1/3	Montreal	0-2	Dryden					
	12/27	@ Minnesota	0-1	Lopresti					
	11/30	NY Rangers	0-4	Thomas					
	10/23	@ Chicago	0-2	Esposito					
	10/16	@ Philadelphia	0-7	Stephenson					
1975-76	2/22	@ Los Angeles	0-4	Vachon					
	1/27	Philadelphia	0-2	Stephenson					
	12/18	Philadelphia	0-2	Parent					
	12/4	Atlanta	0-1	Bouchard					
1974-75	11/10	@ Buffalo	0-5	Desjardins					
	3/9	@ NY Islanders	0-4	Resch					
	1/10	@ Minnesota	0-2	Maniago					
1973-74	12/10	@ Los Angeles	0-5	Vachon					
	2/25	@ NY Islanders	0-3	Resch					
1972-73	10/26	Buffalo	0-2	Bromley					
	3/21	@ Boston	0-7	Gilbert					
	3/6	Boston	0-8	Gilbert					
	2/3	@ Chicago	0-3	Esposito					
	1/22	Boston	0-1	Gilbert					
	1/13	@ Buffalo	0-1	Dryden					
	11/24	Philadelphia	0-1	Parent					
1971-72	10/17	@ NY Rangers	0-4	Giacomin					
	10/13	Atlanta	0-1	Bouchard					
	3/3	@ Los Angeles	0-2	Vachon					
	2/25	@ Detroit	0-5	DeJordy					
1970-71	1/9	@ Vancouver	0-3	Wilson					
	12/7	@ Boston	0-5	Johnston					
	11/16	@ Boston	0-4	Johnston					
	10/26	@ Montreal	0-7	Dryden					
	4/1	Chicago	0-2	Smith					
	3/26	@ Chicago	0-4	Esposito					
	2/27	@ NY Rangers	0-2	Giacomin					
	1/29	@ Montreal	0-4	Dryden					
	1/18	Boston	0-2	Cheevers					
12/19	@ Chicago	0-2	Smith						
10/13	@ Chicago	0-1	Esposito						

ALL-TIME SHUTOUTS VS. NHL

TEAM	FOR	AGAINST
Anaheim	4	6
Arizona (Phoenix) (Winnipeg)	10	11
Boston	6	12
Buffalo	6	5
Calgary (Atlanta)	11	8
Carolina (Hartford)	4	7
Chicago	13	20
Cleveland (California)	5	0
Colorado (Quebec)	9	11
Columbus	3	2
Dallas (Minnesota)	12	12
Detroit	14	13
Edmonton	7	6
Florida	8	4
Los Angeles	17	13
Minnesota	9	4
Montreal	6	9
Nashville	17	7
New Jersey (Colorado-Kansas City)	7	4
New York Islanders	6	5
New York Rangers	1	12
Ottawa	2	1
Philadelphia	12	15
Pittsburgh	11	3
San Jose	11	7
Tampa Bay	4	1
Toronto	10	8
Vancouver	11	11
Vegas	0	0
Washington	4	0
Winnipeg (Atlanta)	4	5
TOTALS	244	222



ST. LOUIS BLUES

ST. LOUIS BLUES ALL-TIME PLAYERS ROSTER

NO.	NAME AND POSITION	Regular Season					Playoffs				
		GP	G	A	TP	PIM	GP	G	A	TP	PIM
4	Bruce Affleck (D), 1974-79	274	14	65	79	86	8	0	0	0	0
73	Kenny Agostino (LW), 2016-17	7	1	2	3	2	--	--	--	--	--
34	Jake Allen (G), 2013-present	265	0	4	4	6	24	0	0	0	0
9, 36	Glenn Anderson (RW), 1994-96	51	14	16	30	43	17	2	5	7	55
12	Perry Anderson (LW), 1981-85	144	22	18	40	355	22	2	0	2	38
16	Ron Anderson (RW), 1969-70	59	9	9	18	36	1	0	0	0	0
14	Lou Angotti (C/RW), 1973-74	51	12	23	35	9	--	--	--	--	--
3	Al Arbour (D), 1967-71	231	2	21	23	191	46	0	4	4	42
17, 24	John Arbour (D), 1970-72	70	1	6	7	91	5	0	0	0	0
17	Derek Armstrong (C), 2009-10	6	0	0	0	2	--	--	--	--	--
44	Jason Arnott (C), 2011-12	72	17	17	34	26	7	1	0	1	0
23	Blair Atcheynum (RW), 1997-99	73	13	17	30	12	23	1	3	4	8
8	Ron Attwell (RW), 1967-68	18	1	7	8	6	--	--	--	--	--
15	Keith Aucoin (C), 2013-14	2	0	0	0	0	--	--	--	--	--
26	Don Awrey (D), 1973-75	95	5	24	29	55	--	--	--	--	--
15	Mitch Babin (C), 1975-76	8	0	0	0	0	--	--	--	--	--
10	Wayne Babych (RW), 1978-84	396	155	190	345	384	31	7	8	15	22
30	Jason Bacashihua (G), 2005-07	38	0	1	1	2	--	--	--	--	--
42	David Backes (C), 2006-16	727	206	254	460	969	49	12	15	27	40
55	Christian Backman (D), 2002-08	228	19	45	64	130	5	0	2	2	4
24	Garnet (Ace) Bailey (RW), 1973-75	71	22	29	51	133	--	--	--	--	--
25	Bill Baker (D), 1981-82	35	3	5	8	50	4	0	0	0	0
49	Ivan Barbashev (C), 2016-present	163	26	25	51	23	31	3	3	6	6
6, 23, 34	Murray Baron (D), 1991-97, 2003-04	409	13	40	53	631	42	2	1	3	52
21	Normand Baron (LW), 1985-86	23	2	0	2	39	--	--	--	--	--
6	David Barr (RW), 1983-87	150	29	56	85	102	13	1	1	2	16
30	Tom Barrasso (G), 2002-03	6	0	0	0	0	--	--	--	--	--
23, 56	Lubos Bartekco (LW), 1998-01	149	26	42	68	69	12	1	1	2	2
28, 41	Bob Bassen (C), 1990-94, 1999-2000	284	35	63	98	483	30	1	5	6	38
5, 37, 43	Jeff Batters (D), 1993-95	16	0	0	0	28	--	--	--	--	--
21	Norm Beaudin (RW), 1967-68	13	1	1	2	4	--	--	--	--	--
45	Chris Beckford-Tseu (G), 2007-08	1	0	0	0	0	--	--	--	--	--
19	Eddy Beers (LW), 1985-86	24	7	11	18	24	19	3	4	7	8
46	Derek Bekar (LW), 1999-2000	1	0	0	0	0	--	--	--	--	--
29, 30	Yves Belanger (G), 1974-78	48	0	4	4	4	--	--	--	--	--
19, 10	Bruce Bell (D), 1985-87	120	5	31	36	61	18	1	3	4	20
78	Beau Bennett (RW), 2017-18	6	0	0	0	0	--	--	--	--	--
19, 24, 25	Curt Bennett (LW), 1970-72, 1977-79	159	26	41	67	146	12	0	0	0	12
18	Harvey Bennett (C), 1978-79	52	3	9	12	63	--	--	--	--	--
2	Brian Benning (D), 1984-85, 1986-90	232	30	94	124	321	29	3	13	16	58
61	Andre Benoit (D), 2015-16	2	0	0	0	0	--	--	--	--	--
7, 9	Red Berenson (C), 1967-71, 1974-78	519	172	240	412	194	55	21	12	33	41
4	Marc Bergevin (D), 1996-2002	328	5	23	28	319	30	1	2	3	26
21	Patrik Berglund (C), 2008-2018	694	168	154	322	242	60	10	16	26	24
50	Jordan Binnington (G), 2015-present	33	0	0	0	0	26	0	1	1	4
30	Ben Bishop (G), 2008-2012	7	0	0	0	0	--	--	--	--	--
64	Sammy Blais (LW), 2017-present	43	3	4	7	12	15	1	2	3	10
14, 33	Eric Boguniecki (C), 2000-05	125	29	36	65	66	9	1	3	4	2
21	Chris Bordeleau (C), 1970-72	119	29	41	70	54	5	0	1	1	17
12	Jack Bortsik (C), 1974-75	5	0	0	0	0	--	--	--	--	--
41	Robert Bortuzzo (D), 2015-present	222	10	22	32	180	32	2	1	3	36
6, 25	Tim Bothwell (D), 1982-85, 1986-89	374	21	75	96	297	30	0	3	3	40
19	Andre Boudrias (LW), 1969-70	50	3	14	17	20	14	2	4	6	4
36	Jesse Boulerice (RW), 2005-06	12	0	0	0	13	--	--	--	--	--
6, 10, 28	Rick Bourbonnais (RW), 1975-78	71	9	15	24	29	4	0	1	1	0
4	Charlie Bourgeois (D), 1985-88	127	4	20	24	358	25	2	2	4	143
19	Jay Bouwmeester (D), 2013-present	434	16	99	115	152	75	0	13	13	50
8, 12	Rick Bowness (RW), 1978-80	34	2	5	7	41	--	--	--	--	--
22, 38,	Brad Boyes (RW), 2006-2011	327	106	126	232	106	4	2	1	3	0
21	Tyler Bozak (C), 2018-present	72	13	25	38	20	26	5	8	13	8
26	Steve Bozek (LW), 1987-88	7	0	0	0	2	7	1	1	2	6
36	Philippe Bozon (LW), 1991-95	144	16	25	41	101	19	2	0	2	31
29	Curt Brackenbury (RW), 1982-83	6	1	0	1	6	--	--	--	--	--
40	Fred Brathwaite (G), 2001-03	55	0	0	0	0	1	0	0	0	0
2	Carl Brewer (D), 1970-72	61	4	25	29	69	5	0	2	2	8
4	Eric Brewer (D), 2005-2011	332	30	65	95	332	--	--	--	--	--
32	Aris Brimanis (D), 2003-04	13	0	0	0	4	--	--	--	--	--
19	Rod Brind'Amour (C), 1989-91	157	43	67	110	139	30	9	13	22	20
30	Martin Brodeur (G), 2014-15	7	0	0	0	0	--	--	--	--	--
28	Kyle Brodziak (C), 2015-18	226	25	34	59	97	30	2	2	4	8
12, 19, 24	Gordon Brooks (RW), 1971-72, 1973-74	32	6	8	14	12	--	--	--	--	--
21	Paul Broten (RW), 1995-96	17	0	1	1	4	--	--	--	--	--
36	Troy Brower (RW), 2015-16	82	18	21	39	62	20	8	5	13	26
21	Jeff Brown (D), 1989-94	329	80	214	294	218	42	10	28	38	18
10, 16	Jack Bronschi (D), 1977-84	455	36	156	192	132	26	0	5	5	18
26	David Bruce (LW), 1990-91	12	1	2	3	14	2	0	0	0	2

ALL-TIME TEAM & INDIVIDUAL RECORDS & STATS

ST. LOUIS BLUES ALL-TIME PLAYERS ROSTER

NO.	NAME AND POSITION	Regular Season					Playoffs				
		GP	G	A	TP	PIM	GP	G	A	TP	PIM
22	Ron Buchanan (C), 1969-70	68	26	48	74	41	--	--	--	--	--
9	Mike Bullard (C), 1988-89	20	4	12	16	46	--	--	--	--	--
13	Valeri Bure (RW), 2002-03	5	0	2	2	0	6	0	2	2	8
5, 6	Garth Butcher (D), 1990-94	208	11	35	46	508	29	4	4	8	90
25	Chris Butler (D), 2014-19	58	4	7	11	29	--	--	--	--	--
17	Jerry Butler (RW), 1975-78	155	29	46	75	145	7	0	0	0	14
4	Gordon Buynak (D), 1974-75	4	0	0	0	2	--	--	--	--	--
26	Petr Cajanek (RW), 2002-07	269	46	107	153	90	7	0	2	2	4
1	Don Carey (G), 1967-68	1	0	0	0	0	--	--	--	--	--
16, 19, 21	Craig Cameron (RW), 1967-69, 1970-71	182	32	13	45	80	22	3	0	3	15
10	Jim Campbell (RW), 1996-2000	201	49	60	109	173	14	8	3	11	18
4	Scott Campbell (D), 1981-82	3	0	0	0	52	--	--	--	--	--
21	Guy Carbonneau (C), 1994-95	42	5	11	16	16	7	1	2	3	6
21	Claude Cardin (LW), 1967-68	63	17	35	52	193	--	--	--	--	--
35	Jim Carey (G), 1998-99	4	0	0	0	0	--	--	--	--	--
20	Jack Carlson (LW), 1982-84	112	12	9	21	153	--	--	--	--	--
33	Kent Carlson (D), 1985-86	26	2	3	5	42	8	0	0	0	13
30	Jacques Caron (G), 1971-73	58	0	1	1	0	12	0	0	0	2
33	Jordan Caron (C), 2015-16	4	0	0	0	0	--	--	--	--	--
15	Gene Carr (C), 1971-72	14	3	2	5	9	--	--	--	--	--
30	Jon Casey (G), 1994-97	43	0	0	0	0	14	0	2	2	8
17	Gino Cavallini (LW), 1985-92	454	91	120	211	429	67	14	19	33	62
14	Paul Cavallini (D), 1987-93	337	37	120	157	514	49	7	15	22	86
14	Blair Chapman (RW), 1979-83	175	58	74	132	87	15	2	5	7	6
39	Kelly Chase (RW), 1989-94, 1997-2000	345	14	26	40	1497	27	1	1	2	100
27	Denis Chasse (RW), 1993-96	92	10	10	20	256	7	1	7	8	23
55	Vladimir Chebaturkin (D), 2000-01	12	1	2	3	26	--	--	--	--	--
43	Taylor Chorney (D), 2011-12	2	0	0	0	0	--	--	--	--	--
17	Guy Chouinard (C), 1983-84	64	12	34	46	10	5	0	2	2	0
27	Dave Christian (RW), 1991-92	78	20	24	44	41	4	3	0	3	0
49	Dale Clarke (D), 2000-01	3	0	0	0	0	--	--	--	--	--
13, 28	Carlo Colaiacovo (D), 2008-2012, 2013-14	284	19	91	110	152	11	0	3	3	18
28, 23	Ian Cole (D), 2010-15	167	9	22	31	142	2	0	0	0	0
21	Bill Collins (RW), 1973-75	82	24	17	41	48	2	1	0	1	0
12	Bob Collyard (C), 1973-74	10	1	3	4	4	--	--	--	--	--
29	Ty Conklin (G), 2009-11	51	0	1	1	8	--	--	--	--	--
14	Wayne Connely (G), 1970-72	43	10	21	31	11	6	2	1	3	0
22	Craig Conroy (C), 1996-2001	359	57	94	151	209	36	3	5	8	24
30	Phoenix Copley (G), 2015-2017	2	0	0	0	0	--	--	--	--	--
15, 18	Daniel Corso (C), 2000-03	70	14	10	24	20	14	0	1	1	0
9	Shayne Corson (LW), 1995-97	88	20	29	49	216	13	8	6	14	22
9, 14	Geoff Courtinall (LW), 1990-91, 1995-2000	326	106	126	232	321	42	7	16	23	65
10	Bruce Cowick (LW), 1975-76	5	0	0	0	2	--	--	--	--	--
15	Craig Coxie (LW), 1988-89	41	0	7	7	127	--	--	--	--	--
79	Adam Cracknell (RW), 2010-15	65	6	10	16	12	10	1	0	1	2
18, 27	Bobby Crawford (RW), 1979-80, 1981-83	38	6	10	16	4	4	0	0	0	0
20	Adam Creighton (C), 1994-96	109	25	30	55	152	20	3	1	4	24
12, 19	Terry Crisp (C), 1967-72	285	38	64	102	51	63	8	15	23	32
26	B.J. Crombeen (RW), 2008-2012	265	26	23	49	515	11	1	0	1	43
26	Mike Crombeen (RW), 1978-83	325	47	53	100	164	27	6	2	8	32
6, 32	Doug Crossman (D), 1992-94	69	4	14	18	20	--	--	--	--	--
15	Tony Currie (RW), 1977-82	207	68	88	156	63	13	4	12	16	4
4	Paul Curtis (D), 1972-73	29	1	4	5	6	5	0	0	0	2
17	Denis Cyr (RW), 1984-86	40	8	7	15	2	3	0	0	0	0
36	Matt D'Agostini (RW), 2010-2013	160	31	35	66	71	4	1	0	1	4
36	J.J. Daigneault (D), 1995-96	37	1	3	4	24	--	--	--	--	--
38	Kevin Dallman (D), 2005-06	67	4	10	14	29	--	--	--	--	--
22	Mike Danton (C), 2003-04	68	7	5	12	141	5	1	0	1	2
26	Michael Dark (D), 1986-88	43	5	6	11	14	--	--	--	--	--
42	Michael Del Zotto (D), 2019	7	0	3	3	0	--	--	--	--	--
30	John Davidson (G), 1973-75	79	0	2	2	18	1	0	0	0	0
19	Stefan Della Rovere (LW), 2010-11	7	0	0	0	11	--	--	--	--	--
27	Gilbert Delorme (D), 1983-85	118	2	17	19	94	14	1	3	4	11
9	Ab DeMarco (D), 1972-74	37	7	18	25	13	4	1	1	2	2
38	Pavol Demitra (LW), 1996-2004	494	204	289	493	160	66	18	25	43	26
14, 22, 25	Norm Dennis (C), 1968-72	12	3	0	3	11	5	0	0	0	2
34, 37	Robert Dirk (D), 1987-91	94	2	6	8	255	9	0	1	1	2
62	Jon DiSalvatore (RW), 2005-06	5	0	0	0	2	--	--	--	--	--
30, 50	Reinhard Divis (G), 2001-06	28	0	0	0	2	1	0	0	0	0
6	Ted Donato (LW), 2001-02	2	0	0	0	2	--	--	--	--	--
2	Andre Dore (D), 1982-84	93	5	27	32	83	4	0	1	1	8
47	Aaron Downey (RW), 2005-06	17	2	0	2	45	--	--	--	--	--
10	Dallas Drake (RW), 2000-07	443	64	106	170	386	35	6	7	13	49
47	Nicholas Drzenovic (C), 2010-2011	3	0	0	0	11	--	--	--	--	--
18	Steve Dubinsky (C), 2002-03	28	0	6	6	4	--	--	--	--	--



ST. LOUIS BLUES

ST. LOUIS BLUES ALL-TIME PLAYERS ROSTER

NO.	NAME AND POSITION	Regular Season					Playoffs				
		GP	G	A	TP	PIM	GP	G	A	TP	PIM
28	Steve Duchesne (D), 1993-95, 1997-98	163	38	87	125	82	21	0	10	10	10
23	Luc Dufour (LW), 1984-85	23	1	3	4	18	1	0	0	0	2
32	Donald Dufresne (D), 1994-96	25	0	3	3	14	3	0	0	0	4
19	Blake Dunlop (C), 1979-84	324	86	201	287	118	28	3	8	11	10
29	Vince Dunn (D), 2017-present	153	17	42	59	65	20	2	6	8	8
19	Denis Dupere (LW), 1974-75	22	3	6	9	8	--	--	--	--	--
3	Andre Dupont (D), 1971-73	85	4	16	20	198	11	1	0	1	20
36	Micki Dupont (D), 2007-08	2	0	0	0	2	--	--	--	--	--
2, 8	Steve Durbano (D), 1972-74, 1978-79	98	8	24	32	480	5	0	2	2	8
18	Radek Dvorak (RW), 2006-2007	82	10	27	37	48	--	--	--	--	--
4	Dallas Eakins (D), 1995-96	16	0	1	1	34	--	--	--	--	--
32	Mike Eastwood (C), 1997-2003	336	43	66	109	151	48	3	4	7	20
14	Tim Ecclestone (LW), 1967-71	230	48	76	124	140	40	6	8	14	70
8, 20, 23	Darryl Edestrand (D), 1967-68	65	2	32	34	86	--	--	--	--	--
6	Joel Edmondson (D), 2015-present	269	13	39	52	248	49	5	9	14	32
1, 29, 30	Gary Edwards (G), 1968-70, 1981-82	12	0	1	1	0	--	--	--	--	--
15	Jack Egers (RW), 1971-74	147	45	50	95	66	16	1	5	6	16
14	Todd Elik (C), 1994-95	13	2	4	6	4	7	4	3	7	2
61	Lars Eller (C), 2009-2010	7	2	0	2	4	--	--	--	--	--
6	Dave Ellett (D), 1999-2000	52	2	8	10	12	7	0	1	1	2
1	Brian Elliott (G), 2011-16	181	0	5	5	2	33	0	0	0	2
4	Kari Eloranta (D), 1981-82	12	1	7	8	6	5	0	0	0	0
7, 32	Nelson Emerson (RW), 1990-93	165	45	90	135	130	17	4	9	13	27
6	Chris Evans (D), 1971-75	153	13	20	33	41	12	1	1	2	8
18, 19, 32	Doug Evans (LW), 1985-90	163	16	32	48	223	14	1	2	3	26
2	Shawn Evans (D), 1985-86	7	0	0	0	2	--	--	--	--	--
21	Todd Ewen (RW), 1986-90	124	10	7	17	493	12	0	0	0	0
15	Robby Fabbri (LW), 2015-present	155	31	41	72	58	30	5	11	16	6
14	Bill Fairbairn (RW), 1977-79	65	15	16	31	10	--	--	--	--	--
82	Cade Fairchild (D), 2011-12	5	0	1	1	0	--	--	--	--	--
36	Glen Featherstone (D), 1988-91	144	5	29	34	371	27	0	2	2	78
14, 24	Bernie Federko (C), 1976-89	927	352	721	1073	463	91	35	66	101	83
9, 17	Denny Felsner (LW), 1991-95	18	1	4	5	6	10	2	3	5	2
13	Ray Ferraro (C), 2001-02	15	6	4	10	8	--	--	--	--	--
37	Jeff Finley (D), 1998-2004	371	6	28	34	206	39	1	4	5	28
42	Rory Fitzpatrick (D), 1996-97, 1998-99	3	0	0	0	4	--	--	--	--	--
12	Ron Flockhart (C), 1985-88	160	43	68	111	42	8	1	3	4	6
19	Connie Forey (LW), 1973-74	4	0	0	0	2	--	--	--	--	--
2, 19, 20	Ray Fortin (D), 1967-70	92	2	6	8	33	6	0	0	0	0
29	Colin Fraser (C), 2014-15	1	0	0	0	0	--	--	--	--	--
2, 5	Len Frig (D), 1977-78, 1979-80	37	1	5	6	49	3	0	0	0	0
31	Grant Fuhr (G), 1995-99	249	0	5	5	32	31	0	2	2	8
20	Simon Gamache (C), 2005-06	15	3	4	7	10	--	--	--	--	--
19	Perry Ganchar (RW), 1983-85	8	0	2	2	0	7	3	1	4	0
6, 27	Dave Gardner (C), 1973-75	23	5	4	9	6	--	--	--	--	--
3, 4	Bob Gassoff (D), 1973-77	245	11	47	58	866	9	0	1	1	16
22	Barry Gibbs (D), 1977-79	126	8	39	47	91	--	--	--	--	--
7	Greg Gilbert (LW), 1994-96	63	11	15	26	19	7	0	3	3	6
19	Stan Gilbertson (LW), 1974-75	22	1	4	5	4	--	--	--	--	--
2	Curt Giles (D), 1991-93	61	1	5	6	48	6	1	1	2	2
5	Todd Gill (D), 1997-99	39	7	7	14	26	10	2	2	4	10
9, 18	Doug Gilmour (C), 1983-88	384	149	205	354	264	49	17	38	55	71
23	Gaston Gingras (D), 1987-89	120	10	32	42	24	17	1	4	5	6
5, 25	Larry Giroux (D), 1973-74, 1978-80	150	10	39	49	174	--	--	--	--	--
15, 37, 54	Mike Glumac (RW), 2005-08	40	7	6	13	38	--	--	--	--	--
57	Marcel Goc (C), 2014-15	31	1	2	3	4	4	0	0	0	0
93	Scott Gomez (C), 2015-16	21	1	7	8	4	--	--	--	--	--
10	Phil Goyette (C), 1969-70	72	29	49	78	16	16	3	11	14	6
78	Evgeny Grachev (C), 2011-12	26	1	3	4	2	--	--	--	--	--
29, 30, 33	Doug Grant (G), 1976-80	37	0	0	0	0	--	--	--	--	--
33	Gilles Gratton (G), 1975-76	6	0	0	0	2	--	--	--	--	--
22	Terry Gray (RW), 1968-71	36	6	5	11	21	--	--	--	--	--
99	Wayne Gretzky (C), 1995-96	18	8	13	21	2	13	2	14	16	0
13	Bill Guerin (RW), 2006-07	61	28	19	47	52	--	--	--	--	--
4	Carl Gunnarsson (D), 2014-present	277	13	30	43	65	55	1	4	5	13
5	Alexei Gusarov (D), 2000-01	16	0	4	4	6	13	0	0	0	4
41	Jaroslav Halak (G), 2010-14	159	0	2	2	6	2	0	0	0	0
1	Glenn Hall (G), 1967-71	140	0	3	3	20	31	0	0	0	0
23	Jean Hamel (D), 1972-74	78	3	8	11	30	2	0	0	0	0
20	Chuck Hamilton (LW), 1972-73	3	0	2	2	2	--	--	--	--	--
17	Inge Hammarstrom (LW), 1977-79	135	31	41	72	12	--	--	--	--	--
15	Ron Handy (LW), 1987-88	4	0	1	1	0	--	--	--	--	--
26	Michal Handzus (C), 1998-2001	183	39	54	93	86	18	0	5	5	14
29, 31	Glen Hantlon (G), 1981-83	16	0	0	0	0	--	--	--	--	--
12	Richie Hansen (C), 1981-83	2	0	2	2	0	--	--	--	--	--

ALL-TIME TEAM & INDIVIDUAL RECORDS & STATS

ST. LOUIS BLUES ALL-TIME PLAYERS ROSTER

NO.	NAME AND POSITION	Regular Season					Playoffs				
		GP	G	A	TP	PIM	GP	G	A	TP	PIM
22	Nick Harbaruk (RW), 1973-74	56	5	14	19	16	--	--	--	--	--
37	Scott Harlow (LW), 1987-88	1	0	1	1	0	--	--	--	--	--
2	Terry Harper (D), 1979-80	11	1	5	6	6	3	0	0	0	2
2	Ted Harris (D), 1973-74	24	0	4	4	16	--	--	--	--	--
2, 29	Gerry Hart (D), 1980-83	106	4	12	16	236	20	0	3	3	60
2	Doug Harvey (D), 1968-69	70	2	20	22	30	8	0	4	4	12
29	Martin Havlat (RW), 2015-16	2	1	0	1	0	--	--	--	--	--
10, 12	Dale Hawerchuk (C), 1995-96	66	13	28	41	22	--	--	--	--	--
29, 40	Guy Hebert (G), 1991-93	37	0	1	1	2	1	0	0	0	0
17, 55	Jochen Hecht (LW), 1998-2001	138	32	46	78	76	27	8	10	18	6
44	Bret Hedican (D), 1991-94	107	1	19	20	94	15	0	0	0	14
9	Jeff Heerema (RW), 2003-04	22	1	2	3	4	--	--	--	--	--
30, 31	Rick Heinz (G), 1980-85	46	0	1	1	6	1	0	0	0	0
36	Bryan Helmer (D), 1998-2000	44	1	5	6	29	--	--	--	--	--
53	Colin Hemingway (RW), 2005-06	3	0	0	0	0	--	--	--	--	--
21	Camille Henry (C), 1968-70	68	18	24	42	8	11	2	5	7	0
77	T.J. Hensick (D), 2010-11	13	1	2	3	2	--	--	--	--	--
23, 34	Bob Hess (D), 1974-79, 1980-81	293	27	87	114	164	3	0	1	1	2
18, 61	Pat Hickey (LW), 1982-85	125	19	24	43	56	14	1	1	2	8
6	Sean Hill (D), 2000-02	71	1	13	14	79	15	0	1	1	12
13, 58	Dan Hinote (RW), 2006-2009	150	11	14	25	129	3	0	0	0	4
22, 59	Jeff Hoggan (RW), 2005-06	52	2	6	8	34	--	--	--	--	--
44	Terry Hollinger (D), 1993-95	7	0	0	0	2	--	--	--	--	--
35	Chris Holt (G), 2008-09	1	0	0	0	0	--	--	--	--	--
21	Gary Holt (LW), 1977-78	49	7	4	11	81	--	--	--	--	--
25	Ron Hoover (C), 1991-92	1	0	0	0	0	--	--	--	--	--
17, 24, 25	Larry Hornung (D), 1970-72	48	2	9	11	10	11	0	2	2	2
33	Bill Houlder (D), 1994-95	41	5	13	18	20	4	1	1	2	0
6	Phil Housley (D), 1993-94	26	7	15	22	12	4	2	1	3	4
26	Dave Hrechkosy (LW), 1975-77	28	4	5	9	2	3	1	0	1	2
29	Jim Hrivnak (G), 1993-94	23	0	1	1	2	--	--	--	--	--
18	Tony Hrkac (C), 1986-90, 1993-94	201	39	82	121	46	21	7	2	9	4
3, 12, 26	Fran Huck (C), 1970-71, 1972-73	87	23	28	51	38	11	3	4	7	2
2	Fred Hucul (D), 1967-68	43	2	13	15	30	--	--	--	--	--
22	Charlie Huddy (D), 1995-96	12	0	0	0	6	13	1	0	1	8
15	Mike Hudson (C/LW), 1995-96	32	3	12	15	26	2	0	1	1	4
3	Brent Hughes (D), 1972-74	10	1	1	2	0	--	--	--	--	--
18	Pat Hughes (RW), 1986-87	43	1	5	6	26	--	--	--	--	--
16	Brett Hull (RW), 1987-98	744	527	409	936	286	102	67	50	117	51
77	Brad Hunt (D), 2016-17	9	1	4	5	2	--	--	--	--	--
20	Mark Hunter (RW), 1985-88	218	112	94	206	476	29	9	13	22	82
6	Kent Huskins (D), 2011-12	25	2	5	7	10	1	0	0	0	2
40	Carter Hutton (G), 2016-18	62	0	1	1	6	--	--	--	--	--
1, 22, 30	Robbie Irons (G), 1968-69	1	0	0	0	0	--	--	--	--	--
27	Ted Irvine (LW), 1975-77	138	24	27	51	118	6	0	2	2	4
1	Pat Jablonski (G), 1989-92, 1995-96	23	0	1	1	4	3	0	0	0	0
5	Barret Jackman (D), 2001-2015	803	28	153	181	1026	39	2	5	7	62
15	Craig Janney (C), 1991-95	186	48	185	233	38	21	3	18	21	0
55	Cam Janssen (RW), 2007-11	165	2	7	9	470	1	0	0	0	0
26, 23	Dmitrij Jaskin (RW), 2013-18	266	25	36	61	82	14	2	2	4	11
28	Jakub Jerabek (D), 2018-19	1	0	0	0	2	--	--	--	--	--
12	Jaroslav Jirik (LW), 1969-70	3	0	0	0	0	--	--	--	--	--
31	Bob Johnson (G), 1972-73	12	0	0	0	17	--	--	--	--	--
1, 35	Brent Johnson (G), 1998-99, 2000-04	143	0	5	5	6	12	0	0	0	4
31	Chad Johnson (G), 2018-19	10	0	0	0	0	--	--	--	--	--
23	Craig Johnson (LW), 1994-96	64	11	10	21	36	1	0	0	0	2
6	Erik Johnson (D), 2007-2011	203	20	71	91	144	--	--	--	--	--
10	Mark Johnson (C), 1984-85	17	4	6	10	2	3	0	1	1	0
20	Mike Johnson (RW), 2007-08	21	2	3	5	8	--	--	--	--	--
17	Ryan Johnson (C), 2002-2008	289	19	30	49	122	9	0	2	2	6
26	Terry Johnson (D), 1983-86	188	2	17	19	350	14	0	1	1	44
1	Eddie Johnston (G), 1974-78	118	0	0	0	0	4	0	0	0	0
13	Olli Jokinen (C), 2015	8	1	2	3	0	--	--	--	--	--
31	Curtis Joseph (G), 1989-95	280	0	17	17	24	34	0	2	2	4
53	Jonas Junland (D), 2008-2010	4	0	2	2	2	--	--	--	--	--
17, 22, 24	Gordon Kannegiesser (D), 1967-72	23	0	1	1	15	--	--	--	--	--
12	Vitali Karamnov (LW), 1992-95	92	12	20	32	65	2	0	0	0	2
9	Paul Kariya (LW), 2007-2010	168	36	87	123	88	--	--	--	--	--
7	Alexei Kasatonov (D), 1993-94	8	0	2	2	19	4	2	0	2	2
17	Ed Kea (D), 1979-83	267	8	53	61	225	24	2	3	5	30
12, 25	Mike Keane (RW), 2001-02	56	4	6	10	22	--	--	--	--	--
18, 21	Larry Keenan (LW), 1967-71	152	28	43	71	18	46	15	16	31	12
24	J. Bob Kelly (LW), 1973-74	37	9	8	17	45	--	--	--	--	--
12	Chris Kenady (RW), 1997-98	5	0	2	2	0	--	--	--	--	--
29	Alexander Khavanov (D), 2000-04	284	21	69	90	173	26	5	5	10	18



ST. LOUIS BLUES

ST. LOUIS BLUES ALL-TIME PLAYERS ROSTER

NO.	NAME AND POSITION	Regular Season					Playoffs				
		GP	G	A	TP	PIM	GP	G	A	TP	PIM
13	Yuri Khmylev (LW), 1995-97	9	1	1	2	2	6	1	1	2	4
29	Darin Kimble (RW), 1990-92	72	2	4	6	294	18	0	0	0	45
19	D.J. King (LW), 2006-2010	101	4	1	5	185	--	--	--	--	--
12	Derek King (LW), 1999-2000	19	2	7	9	6	--	--	--	--	--
28	Ralph Klassen (C), 1979-84	225	18	37	55	45	24	4	2	6	12
33	Fred Knipscheer (C), 1995-96	1	0	0	0	2	--	--	--	--	--
33	David Koci (LW), 2008-09	4	0	0	0	9	--	--	--	--	--
6	Tom Koivisto (D), 2002-03	22	2	4	6	10	--	--	--	--	--
20	Neil Komadoski (D), 1977-80	124	3	22	25	155	--	--	--	--	--
38	Igor Korolev (C), 1992-94	147	10	33	43	60	5	0	0	0	0
5	Igor Kravchuk (D), 1995-97	122	7	36	43	59	12	1	5	6	6
9	Murry Kuntz (LW), 1974-75	7	1	2	3	0	--	--	--	--	--
33	Jordan Kyrou (C), 2018-present	16	1	2	3	4	--	--	--	--	--
9, 36	Neil Labatte (C/D), 1978-79, 1981-82	26	0	2	2	19	--	--	--	--	--
40	Nathan LaFayette (C), 1993-94	38	2	3	5	14	--	--	--	--	--
46	Christian Laflamme (D), 2001-04	71	0	11	11	69	5	0	0	0	4
16	Roger Lafreniere (LW), 1972-73	10	0	0	0	0	--	--	--	--	--
40	Patrick Lalime (G), 2005-06	31	0	0	0	0	--	--	--	--	--
26	Mike Lalor (D), 1988-90	114	1	30	31	135	22	1	3	4	45
4, 33	Dick Lamby (D), 1978-81	22	0	5	5	22	--	--	--	--	--
10, 19	Mike Lampman (LW), 1972-74	33	3	3	6	2	--	--	--	--	--
15	Jamie Langenbrunner (RW), 2011-13	70	6	18	24	32	9	1	0	1	11
41	Dan Laperriere (D), 1992-95	29	1	4	5	23	--	--	--	--	--
22	Ian Laperriere (C/RW), 1993-96	71	16	20	36	172	7	0	4	4	21
40	Maxim Lapierre (C), 2013-15	116	11	13	24	94	6	1	1	2	4
4, 5	Guy Lapointe (D), 1981-83	62	3	29	32	47	11	1	1	2	17
18	Rick Lapointe (D), 1979-82	231	16	64	80	338	14	2	3	5	24
30	Michel Larocque (G), 1983-84	6	0	0	0	2	--	--	--	--	--
12	Claude Larose (RW), 1974-78	272	60	74	134	128	9	2	1	3	0
7	Don (Red) Laurence (C), 1979-80	20	1	2	3	8	--	--	--	--	--
16	Kevin LaVallee (LW), 1984-86	102	33	37	70	16	13	2	2	4	6
16	Brian Lavender (LW), 1971-72	46	5	11	16	54	3	0	0	0	2
34, 38	Dominic Lavoie (D), 1988-92	26	2	4	6	28	--	--	--	--	--
27	Steve Leach (RW), 1995-97	31	4	5	9	46	17	3	2	5	43
38	Gary Leeman (RW), 1996-97	2	0	1	1	0	--	--	--	--	--
25	Chuck Lefley (LW), 1974-77, 1979-81	233	83	104	187	77	5	2	2	4	4
34	Manny Legace (G), 2006-09	140	0	2	2	6	--	--	--	--	--
12	Jori Lehtera (C), 2014-2017	218	30	70	100	120	33	4	11	15	14
23	Alain Lemieux (C), 1981-85	81	17	33	50	24	4	0	1	1	0
15, 16	Jocelyn Lemieux (RW), 1986-88	76	11	8	19	136	10	0	1	1	21
33	Jordan Leopold (D), 2013-15	49	1	7	8	8	12	0	1	1	2
2	Craig Levie (D), 1984-85	61	6	23	29	33	1	0	0	0	0
6	Doug Lidster (D), 1994-95	37	2	7	9	12	4	0	0	0	2
48	Petteri Lindbohm (D), 2014-17	40	2	1	3	37	--	--	--	--	--
10	Joakim Lindstrom (LW), 2014-15	34	3	3	6	8	--	--	--	--	--
1	Mike Liut (G), 1979-85	347	0	7	7	10	39	0	0	0	0
19	Jim Lorentz (C/RW), 1970-72	88	19	22	41	46	6	0	1	1	4
34	Reed Low (RW), 2000-04	250	3	16	19	694	--	--	--	--	--
10, 12	Dave Lowry (LW), 1988-93	311	53	51	104	432	52	5	11	16	112
17	Bernie Lukowich (RW), 1974-75	26	4	5	9	2	2	0	0	0	0
62	Mackenzie MacEachern (LW), 2018-present	29	3	2	5	10	--	--	--	--	--
15	Shane MacEachern (C), 1987-88	1	0	0	0	0	--	--	--	--	--
2	Al MacInnis (D), 1994-2004	613	127	325	452	551	82	14	44	58	102
23, 26	Dave Mackey (LW), 1991-94	64	4	7	11	128	3	0	0	0	2
15, 25	Paul MacLean (RW), 1980-81, 1989-91	116	40	44	84	124	13	4	3	7	20
21	Bob MacMillan (RW), 1975-78	188	46	83	129	75	7	0	2	2	0
21	Bernie MacNeil (LW), 1973-74	4	0	0	0	0	--	--	--	--	--
22, 23	Craig MacTavish (C), 1995-97	63	2	6	8	41	14	0	2	2	8
25	Connie Madigan (D), 1972-73	20	0	3	3	25	5	0	0	0	4
12	Wayne Maki (RW), 1969-70	16	2	1	3	4	--	--	--	--	--
19	John Markell (LW), 1983-84	2	0	0	0	0	--	--	--	--	--
44	Mario Marios (D), 1990-92	81	2	15	17	119	9	0	0	0	37
7	Pat Maroon (LW), 2018-19	74	10	18	28	64	26	3	4	7	8
15	Gilles Marotte (D), 1976-77	47	3	4	7	26	--	--	--	--	--
25	Jason Marshall (D), 1991-92	2	1	0	1	4	--	--	--	--	--
30	Seth Martin (G), 1967-68	30	0	1	1	0	2	0	0	0	0
12	Steve Martins (C), 2002-04	53	4	3	7	40	3	0	1	1	0
50	Chris Mason (G), 2008-2010	118	0	1	1	0	4	0	0	0	0
24, 26, 27	Jamie Masters (D), 1975-77, 1978-79	33	1	13	14	2	2	0	0	0	0
32, 33	Stephane Matteau (LW), 1995-97	120	23	33	56	115	16	0	2	2	8
4	Bryan Maxwell (D), 1979-81	97	4	21	25	249	12	0	1	1	63
1	Darrell May (G), 1985-86, 1987-88	6	0	1	1	2	--	--	--	--	--
21	Jamal Mayers (RW), 1996-08	595	71	87	158	756	48	5	8	13	20
19	Chris McAlpine (D), 1996-2000	141	5	9	14	124	27	0	1	1	18
37	Dean McAmmond (C) 2005-06	78	15	22	37	32	--	--	--	--	--

ALL-TIME TEAM & INDIVIDUAL RECORDS & STATS

ST. LOUIS BLUES ALL-TIME PLAYERS ROSTER

NO.	NAME AND POSITION	Regular Season					Playoffs				
		GP	G	A	TP	PIM	GP	G	A	TP	PIM
18, 9	Jay McClement (C), 2005-2011	449	52	104	156	180	4	0	0	0	4
24	Bob McCord (D), 1972-73	43	1	13	14	33	--	--	--	--	--
15	Bill McCreaty (LW), 1967-71	282	50	57	107	104	48	6	16	22	14
24	Jim McCrimmon (D), 1974-75	2	0	0	0	0	--	--	--	--	--
20	Ab McDonald (LW), 1968-71	152	46	56	102	26	28	7	11	18	23
10	Andy McDonald (C), 2007-2013	294	90	140	230	118	19	6	8	14	8
30	Peter McDuffe (G), 1971-72	10	0	0	0	0	1	0	0	0	0
77, 74	Jay McKee (D), 2006-2009	158	3	14	17	98	4	0	0	0	4
10	Tony McKegney (LW), 1987-89	151	65	55	120	140	12	3	7	10	8
17	Don McKenney (C), 1967-68	39	9	20	29	4	6	1	1	2	2
80	Steve McLaren (D), 2003-04	6	0	0	0	25	--	--	--	--	--
29	Jamie McLennan (G), 1997-2000	82	0	0	0	6	2	0	0	0	6
1	Jim McLeod (G), 1971-72	16	0	1	1	0	--	--	--	--	--
17	Basil McRae (LW), 1992-96	112	3	11	14	313	22	2	2	4	40
38	Philip McRae (C), 2010-13	15	1	2	3	2	--	--	--	--	--
29	Gord McTavish (C), 1978-79	1	0	0	0	0	--	--	--	--	--
22	Rick Meagher (C), 1985-91	413	73	88	161	264	62	8	7	15	41
61	Wade Megan (C), 2016-18	4	1	0	1	0	--	--	--	--	--
19	Scott Mellanby (RW), 2000-04	235	62	75	137	370	35	10	8	18	47
16	Gerry Melnyk (C), 1967-68	73	15	35	50	14	--	--	--	--	--
10, 19, 20	Wayne Merrick (C), 1972-76	209	65	79	144	99	7	1	2	3	2
22	Glen Metropolit (C), 2006-07	20	2	3	5	14	--	--	--	--	--
6	Zbynek Michalek (D), 2015	15	2	2	4	6	6	0	0	0	4
12	Joe Micheletti (D), 1979-82	137	9	54	63	110	11	1	11	12	10
37	Kevin Miehm (C), 1992-94	22	1	4	5	8	2	0	1	1	0
29	Greg Millen (G), 1984-90	209	0	3	3	28	35	0	0	0	4
14	Kevin Miller (C), 1992-95	162	49	52	101	148	13	1	3	4	15
39	Ryan Miller (G), 2014	19	0	0	0	0	6	0	0	0	0
54	Tomas Mojzis (D), 2006-07	6	1	0	1	0	--	--	--	--	--
26, 27	Sergio Momesso (LW), 1988-91, 1996-97	222	44	70	114	506	25	5	7	12	93
23	Hartland Monahan (RW), 1979-81	97	9	14	23	40	--	--	--	--	--
41	Michel Mongeau (C), 1989-92	50	5	18	23	8	2	0	1	1	0
10	Jim Montgomery (C), 1993-94	67	6	14	20	44	--	--	--	--	--
12	Dickie Moore (LW), 1967-68	27	5	3	8	9	18	7	7	14	15
10	George Morrison (LW), 1970-72	115	17	21	38	13	3	0	0	0	0
10	Brenden Morrow (LW), 2013-14	71	13	12	25	76	2	0	0	0	0
7	Joe Mullen (RW), 1981-86	301	151	184	335	45	20	9	11	20	4
25	Bob Murdoch (RW), 1978-79	54	13	13	26	17	--	--	--	--	--
17, 21	Joe Murphy (RW), 1996-98	102	24	34	58	91	6	1	1	2	10
14	Mike Murphy (RW), 1971-73	127	38	50	88	67	11	2	3	5	6
23	Andrew Murray (C), 2012-13	1	0	0	0	0	--	--	--	--	--
1, 30	Phil Myre (G), 1977-79	83	0	2	2	16	--	--	--	--	--
12, 47	Ladislav Nagy (LW), 1999-2001	51	10	12	22	22	6	1	1	2	0
9	Tyson Nash (LW), 1998-2003	255	24	26	50	479	23	3	2	5	52
27	Ric Nattress (D), 1985-87	151	10	42	52	76	24	1	4	5	26
27	Vaclav Nedomansky (RW), 1982-83	22	2	9	11	2	--	--	--	--	--
93	Petr Nedved (C), 1993-94	19	6	14	20	8	4	0	1	1	4
12	Scott Nichol (C), 2011-2013	110	4	5	9	108	9	0	1	1	14
20, 68	Eric Nickulas (RW), 2002-04	52	7	12	19	50	--	--	--	--	--
32	Ville Nieminen (LW), 2006-07	14	0	0	0	29	--	--	--	--	--
64	Nikita Nikitin (D), 2010-11	48	1	8	9	14	--	--	--	--	--
32	Jim Nil (RW), 1981-82	61	9	12	21	127	--	--	--	--	--
39	Anders Nilsson (G), 2015-16	3	0	0	0	0	--	--	--	--	--
71	Jordan Nolan (C), 2018-present	14	0	2	2	14	--	--	--	--	--
28	Brian Noonan (RW), 1995-97	94	15	27	42	84	13	4	1	5	10
27	Robert Nordmark (D), 1987-88	67	3	18	21	60	--	--	--	--	--
20	Joe Norris (C/D), 1972-73	2	0	0	0	0	--	--	--	--	--
5	Jeff Norton (D), 1994-96	64	6	25	31	59	7	1	1	2	11
5	Craig Norwich (D), 1980-81	23	4	12	16	14	--	--	--	--	--
20, 23	Lee Norwood (D), 1985-86, 1991-93	147	11	42	53	291	20	2	8	10	64
12	Adam Oates (C), 1989-92	195	58	228	286	71	25	9	25	34	14
43	Jaroslav Ohsut (D), 2000-01	4	0	0	0	0	--	--	--	--	--
20	Gerry Odrowski (D), 1971-72	55	1	2	3	8	11	0	0	0	8
10, 22, 25, 26, 35	Brian Ogilvie (C), 1974-79	78	14	19	33	25	--	--	--	--	--
35	Christer Olsson (D), 1995-97	31	2	9	11	14	3	0	0	0	0
32	Vladimir Orszagh (RW), 2005-06	16	4	5	9	14	--	--	--	--	--
28	Keith Osborne (RW), 1989-90	5	0	2	2	8	--	--	--	--	--
30	Chris Osgood (G), 2002-04	76	0	0	0	10	12	0	1	1	4
90	Ryan O'Reilly (C), 2018-present	82	28	49	77	12	26	8	15	23	4
22	Danny O'Shea (C), 1971-73	95	15	29	44	41	15	0	2	2	38
21	Kevin O'Shea (RW), 1971-73	41	3	5	8	33	12	2	1	3	10
74	T.J. Oshie (C), 2008-15	443	110	200	310	239	30	5	4	9	12
29, 9	Steve Ott (C), 2014-16	122	3	14	17	157	21	0	3	3	48
1	Ted Oumet (G), 1968-69	1	0	0	0	0	--	--	--	--	--
37	Nathan Oystreck (D), 2010-11	9	1	2	3	9	--	--	--	--	--



ST. LOUIS BLUES

ST. LOUIS BLUES ALL-TIME PLAYERS ROSTER

NO.	NAME AND POSITION	Regular Season					Playoffs				
		GP	G	A	TP	PIM	GP	G	A	TP	PIM
56	Magnus Paajarvi (LW), 2013-2017	189	19	20	39	34	11	1	3	4	2
65	Cam Paddock (C), 2008-09	16	2	1	3	0	--	--	--	--	--
14, 19, 24, 27	Doug Palazzari (C), 1974-75, 1976-79	108	18	20	38	23	2	0	0	0	0
26, 63	Justin Papineau (C), 2001-03	12	2	1	3	0	--	--	--	--	--
55	Colton Parayko (D), 2015-present	322	29	102	131	89	57	6	18	24	16
30	Rich Parent (G), 1997-99	11	0	0	0	2	--	--	--	--	--
24	Michel Parizeau (C), 1971-72	21	1	2	3	8	--	--	--	--	--
28	Greg Paslawski (RW), 1983-89	330	109	99	208	105	47	15	10	25	25
6	Larry Patey (C), 1975-84	603	123	136	259	524	35	8	9	17	51
27	Craig Patrick (RW), 1974-75	43	6	9	15	6	2	0	1	1	0
3	Glenn Patrick (D), 1973-74	1	0	0	0	2	--	--	--	--	--
35	Jim Pavese (D), 1981-88	263	10	34	44	487	29	0	5	5	66
12, 27	Rob Pearson (RW), 1995-97	45	7	6	13	91	2	0	0	0	14
18, 33, 36, 39	Scott Pellerin (LW), 1996-2000, 2003-04	296	44	67	111	189	31	1	2	3	22
20	Mike Peluso (LW), 1996-97	44	2	3	5	158	5	0	0	0	25
22	Joel Perrault (C), 2006-07	11	0	0	0	0	--	--	--	--	--
57	David Perron (LW), 2007-2013, 2016-17, 2018-present	479	125	165	290	332	56	9	17	26	44
7, 28	Ricard Persson (D), 1996-2000	149	5	28	33	177	22	1	3	4	44
36	Robert Petrovicky (C), 1996-97	44	7	12	19	10	2	0	0	0	0
22	Jorgen Pettersson (LW), 1980-85	365	161	171	332	105	36	14	10	24	2
34	Michel Picard (LW), 1997-99	61	12	19	31	45	5	0	0	0	0
4, 12	Noel Picard (D), 1967-73	278	12	46	58	540	47	2	10	12	167
9	Roger Picard (RW), 1967-68	15	2	2	4	21	--	--	--	--	--
2	Dave Pichette (D), 1983-84	23	0	11	11	6	9	1	2	3	18
27	Alex Pietrangolo (D), 2008-present	688	93	305	398	221	83	7	38	45	38
47	Rich Pilon (D), 2001-02	8	0	2	2	9	--	--	--	--	--
8	Barclay Plager (D), 1967-77	614	44	187	231	1115	68	3	20	23	182
22, 23	Billy Plager (D), 1968-72	127	2	18	20	141	19	0	0	0	18
5	Bob Plager (D), 1967-78	615	20	121	141	762	74	2	17	19	195
1, 30	Jacques Plante (G), 1968-70	69	0	2	2	2	16	0	1	1	2
16	Pierre Plante (RW), 1972-77	357	104	112	216	420	14	2	0	2	31
30	Michel Plasse (G), 1970-71	1	0	0	0	0	--	--	--	--	--
23	Adrien Plavsic (D), 1989-90	4	0	1	1	2	--	--	--	--	--
33	Steve Poapst (D), 2005-06	41	0	1	1	37	--	--	--	--	--
25	Shjon Podesin (LW), 2001-03	91	6	10	16	30	17	0	1	1	12
20	Rudy Poeschek (D), 1997-2000	78	1	7	8	121	2	0	0	0	6
25	Johnny Pohl (C), 2003-04	1	0	0	0	0	--	--	--	--	--
46	Roman Polak (D), 2006-14	424	13	66	79	319	25	0	2	2	25
9	Greg Polis (LW), 1973-74	37	8	12	20	24	--	--	--	--	--
9	Jame Pollock (D), 2003-04	9	0	0	0	6	--	--	--	--	--
32	Chris Porter (C), 2008-15	173	11	16	27	33	15	2	3	5	0
25, 34	Mike Posavad (D), 1985-87	8	0	0	0	0	--	--	--	--	--
25	Vitali Prokhorov (LW), 1992-95	83	19	11	30	0	4	0	0	0	0
44	Chris Pronger (D), 1995-2004	598	84	272	356	931	85	10	41	51	210
39	Nate Prosser (D), 2017-18	1	0	0	0	0	--	--	--	--	--
7	Dan Quinn (C), 1990-91	14	4	7	11	20	13	4	7	11	32
33	Stephane Quintal (D), 1991-93	101	1	16	17	132	13	1	2	3	14
29	Bruce Racine (G), 1995-96	11	0	0	0	2	1	0	0	0	0
25	Herb Raglan (RW), 1985-91	235	26	39	65	571	32	3	6	9	50
5	Rob Ramage (D), 1982-88	441	67	229	296	898	43	5	26	31	147
18	Ty Rattie (RW), 2013-2017	30	4	4	8	6	--	--	--	--	--
15	Marty Reasoner (C), 1998-2001	95	17	30	47	47	17	5	2	7	4
75	Ryan Reaves (RW), 2010-2017	419	27	24	51	695	36	1	0	1	23
6	Wade Redden (D), 2013	23	2	3	5	11	--	--	--	--	--
22	Dick Redmond (D), 1977-78	28	4	11	15	16	--	--	--	--	--
15, 33	Mark Reeds (RW), 1981-87	320	45	105	150	98	53	8	9	17	23
41	Steve Regier (LW), 2008-09	8	3	1	4	4	--	--	--	--	--
39	Mitch Reinke (D), 2018-present	1	0	0	0	0	--	--	--	--	--
28	Todd Reirden (D), 1999-2001	94	6	25	31	75	5	0	1	1	0
25	Pascal Rheaume (C), 1997-2001, 2003-04	148	19	31	50	74	21	2	4	6	14
15, 25, 36	Ken Richardson (C), 1974-75, 1977-79	49	8	13	21	16	--	--	--	--	--
40	Terry Richardson (G), 1978-79	1	0	0	0	0	--	--	--	--	--
30	Vincent Riendeau (G), 1988-92	122	0	3	3	10	21	0	0	0	0
19	Stephane Richer (RW), 1999-2000	36	8	17	25	14	3	1	0	1	0
5	Dave Richter (D), 1988-90	68	1	5	6	99	--	--	--	--	--
6, 20	Jamie Rivers (D), 1995-99, 2006-07	184	7	17	24	127	9	1	1	2	2
11	Wayne Rivers (RW), 1967-68	22	4	4	8	8	--	--	--	--	--
20	Andy Roach (D), 2005-06	5	1	2	3	10	--	--	--	--	--
17	Phil Roberto (RW), 1971-75	148	33	38	71	187	16	9	7	16	33
12, 15, 21, 22, 37	David Roberts (LW), 1993-96	48	7	11	18	24	9	0	0	0	16
4, 44	Gordie Roberts (D), 1987-91	166	6	42	48	263	30	2	11	13	67
6, 26	Jim Roberts (D/RW), 1967-72, 1977-78	395	63	94	157	322	52	9	9	18	70
4	Rob Robinson (D), 1991-92	22	0	1	1	8	--	--	--	--	--
7	Cliff Ronning (C), 1986-89, 1990-91	180	54	71	125	46	16	2	5	7	2

ALL-TIME TEAM & INDIVIDUAL RECORDS & STATS

ST. LOUIS BLUES ALL-TIME PLAYERS ROSTER

NO.	NAME AND POSITION	Regular Season				Playoffs					
		GP	G	A	TP	PIM	GP	G	A	TP	PIM
14	Bill Root (D), 1987-88	9	0	0	0	6	--	--	--	--	--
12	Derek Roy (C), 2013-14	75	9	28	37	30	4	0	1	1	0
26, 62, 22	Martin Rucinsky (LW), 2002-03, 2006-08	153	33	46	79	126	7	4	2	6	4
45	Cody Rudkowsky (G), 2002-03	1	0	0	0	0	--	--	--	--	--
9	Jason Ruff (LW), 1992-93	7	2	1	3	8	--	--	--	--	--
47	Darren Rumble (D), 2000-01	12	0	4	4	27	--	--	--	--	--
4	Kris Russell (D), 2011-2013	76	5	11	16	21	9	0	3	3	5
42	Mark Rycroft (RW), 2001-02, 2003-06	160	15	19	34	82	3	0	0	0	2
11, 20	Gary Sabourin (RW), 1967-74	463	136	131	267	334	62	19	11	30	58
2	Lawrence Sacharuk (D), 1974-75	76	20	22	42	24	2	1	1	2	2
27	Bryce Salvador (D), 2000-08	447	16	47	63	413	36	2	1	3	26
19	Derek Sanderson (C), 1975-77	97	32	56	88	85	3	1	0	1	0
1	Curtis Sanford (G), 2002-07	73	0	0	0	0	--	--	--	--	--
82, 12	Zach Sanford (LW), 2017-present	73	10	15	25	25	12	1	3	4	0
29	Geoff Sarjeant (G), 1994-95	4	0	1	1	2	--	--	--	--	--
15	Glen Sather (LW), 1973-74	69	15	29	44	82	--	--	--	--	--
49	Brian Savage (LW), 2003-04	13	4	3	7	2	5	1	1	2	0
12, 36	Kevin Sawyer (LW), 1995-96	6	0	0	0	23	--	--	--	--	--
38	Dave Scatchard (C), 2010-11	8	0	1	1	6	--	--	--	--	--
10	Brayden Schenn (C), 2017-present	154	45	79	124	96	26	5	7	12	14
43	Jordan Schmaltz (D), 2017-19	42	0	5	5	12	1	0	0	0	0
8, 10	Ron Schock (C), 1967-69	122	21	36	57	31	24	2	4	6	6
21	Dwight Schofield (D), 1983-85	113	5	14	19	403	--	--	--	--	--
40	Marek Schwarz (G), 2006-09	6	0	0	0	0	--	--	--	--	--
9, 17	Jaden Schwartz (LW), 2012-present	449	124	183	307	115	75	22	28	50	12
10, 16	Rod Seiling (D), 1976-79	160	4	38	42	80	--	--	--	--	--
15	Peter Sejna (LW), 2002-07	49	7	4	11	12	--	--	--	--	--
18	Brit Selby (LW), 1970-72	59	1	4	5	31	1	0	0	0	0
26	Konstantin Shaftranov (RW), 1996-97	5	2	1	3	0	--	--	--	--	--
19	Brendan Shanahan (LW), 1991-95	277	156	150	306	692	26	12	16	28	50
12, 22	Kevin Shattenkirk (D), 2011-2017	425	59	199	258	274	47	4	24	28	35
28	Brad Shaw (D), 1998-99	12	0	0	0	4	4	0	0	0	0
16	Rick Shinske (C), 1978-79	11	0	4	4	2	--	--	--	--	--
14, 20, 22	Jim Shires (LW), 1971-72	18	0	3	3	8	--	--	--	--	--
20	Timofei Shishkanov (LW) 2005-06	22	3	2	5	6	--	--	--	--	--
18	Mike Sillinger (C), 2003-06	64	27	24	51	63	5	3	1	4	6
22	Bobby Simpson (LW), 1979-80	18	2	2	4	0	--	--	--	--	--
33	Reid Simpson (LW), 2000-01	38	2	1	3	96	5	0	0	0	2
34	Randy Skarda (D), 1989-90, 1991-92	26	0	5	5	11	--	--	--	--	--
30	Paul Skidmore (G), 1981-82	2	0	0	0	0	--	--	--	--	--
2	Rick Smith (D), 1975-77	42	1	8	9	24	3	0	1	1	4
20	Peter Smrke (D), 2000-01	6	2	0	2	2	--	--	--	--	--
27	John Smrke (LW), 1977-79	73	8	12	20	31	--	--	--	--	--
5, 27	Harold Snepsts (D), 1989-91	61	1	5	6	60	19	0	3	3	50
17, 71	Vladimir Sobotka (C), 2010-14, 2017-18	329	41	92	133	268	32	3	11	14	21
90	Nikita Soshnikov (RW), 2018-19	17	1	1	2	4	--	--	--	--	--
19, 28	Frank Spring (RW), 1973-75	5	0	0	0	0	--	--	--	--	--
9	Frank St. Marseille (RW), 1967-73	403	86	171	257	118	62	19	24	43	16
31	Ed Staniowski (G), 1975-81	137	0	3	3	4	6	0	0	0	0
22	Myron Stankiewicz (LW), 1968-69	16	0	2	2	11	--	--	--	--	--
26	Paul Stastny (C), 2014-2018	267	56	119	175	116	33	6	11	17	22
26	Peter Stastny (C), 1993-95	23	6	12	18	4	4	0	0	0	2
25	Yan Stastny (C) 2007-10	50	5	5	10	29	--	--	--	--	--
20	Alexander Steen (C) 2008-present	710	188	291	479	336	87	15	21	36	56
12	Lee Stempniak (RW), 2005-09	233	57	73	130	97	--	--	--	--	--
1, 25, 30	Wayne Stephenson (G), 1971-74	87	0	1	1	2	3	0	0	0	0
29	Brett Sterling (LW), 2011-12	4	0	0	0	0	--	--	--	--	--
2	Scott Stevens (D), 1990-91	78	5	44	49	150	13	0	3	3	36
20, 33	Bill Stewart (D), 1980-83	89	2	26	28	147	4	1	0	1	11
2	Bob Stewart (D), 1978-80	88	5	14	19	51	--	--	--	--	--
25	Chris Stewart (RW), 2011-14	211	63	52	115	276	13	2	1	3	12
12	Ron Stewart (RW), 1967-68	19	7	5	12	11	--	--	--	--	--
12, 61	Cory Stillman (LW), 2000-03	171	50	69	119	98	30	5	9	14	12
62, 33	Tyson Strachan (D), 2008-11	67	0	6	6	82	--	--	--	--	--
43	Mike Stuart, 2003-06	3	0	0	0	0	--	--	--	--	--
3	Bob Stumpf (RW/D), 1974-75	7	1	1	2	16	--	--	--	--	--
70	Oskar Sundqvist (C), 2017-present	116	15	21	36	36	25	4	5	9	8
22	Bill Sutherland (C), 1970-72	77	21	23	44	43	1	0	0	0	0
11	Brian Sutter (LW), 1976-88	779	303	333	636	1786	65	21	21	42	249
23	Rich Sutter (RW), 1989-93	250	40	41	81	351	42	6	4	10	73
22	Ron Sutter (C), 1991-94	163	37	54	91	236	6	1	3	4	8
33	Ken Sutton (D), 1995-96	6	0	0	0	4	1	1	10	11	30



ST. LOUIS BLUES

ST. LOUIS BLUES ALL-TIME PLAYERS ROSTER

NO.	NAME AND POSITION	Regular Season				Playoffs					
		GP	G	A	TP	PIM	GP	G	A	TP	PIM
44	Darryl Sydor (D), 2009-10	47	0	8	8	15	--	--	--	--	--
17, 22	Jean-Guy Talbot (D), 1967-71	172	7	23	30	72	45	1	10	11	30
91	Vladimir Tarasenko (RW), 2012-present	497	211	207	418	145	70	33	16	49	6
21, 25, 37, 40	Patrice Tardif (C), 1995-96	50	6	10	16	41	--	--	--	--	--
18	Robert Thomas (C), 2018-present	70	9	24	33	14	--	--	5	6	10
40	Dave Thominson (LW), 1989-91	22	1	2	3	12	9	3	1	4	4
32	Tage Thompson (RW), 2017-18	41	3	6	9	12	--	--	--	--	--
15, 18	Floyd Thomson (LW), 1971-78, 1979-80	411	56	97	153	341	10	0	2	2	6
22	Chris Thorburn (RW), 2017-19	51	1	6	7	60	--	--	--	--	--
10	Esa Tikkanen (LW), 1994-96	54	13	27	40	40	7	2	2	4	20
20	Tom Tilley (D), 1988-91, 1993-94	174	4	38	42	89	14	1	3	4	19
7	Keith Tkachuk (LW), 2000-07, 2007-10	543	208	219	427	677	41	8	17	25	64
35	Hannu Toivonen (G), 2007-08	23	0	0	0	2	--	--	--	--	--
23	Larry Trader (D), 1986-87	5	0	0	0	8	--	--	--	--	--
36	Dan Trebil (D), 2000-01	10	0	0	0	0	--	--	--	--	--
36	Rob Tudor (RW/C), 1982-83	2	0	0	0	0	--	--	--	--	--
9	Darren Turcotte (C), 1997-98	62	12	6	18	26	10	0	0	0	2
1	Roman Turek (G), 1999-2001	121	0	2	2	10	21	0	0	0	2
77	Pierre Turgeon (C), 1996-2001	327	134	221	355	117	50	14	31	45	12
9, 19	Perry Turnbull (C), 1979-84, 1987-88	396	139	99	238	829	13	5	3	8	29
35	Steve Tuttle (RW), 1988-91	144	28	28	56	12	17	1	6	7	2
18, 6	Tony Twist (LW), 1989-90, 1994-99	294	10	11	21	688	18	1	1	2	22
7	Garry Unger (C), 1970-79	662	292	283	575	744	31	11	14	25	72
10	Scottie Upshall (LW), 2015-present	206	23	28	51	135	28	1	2	3	18
7, 43	Mike Van Ryn (D), 2000-03	69	2	11	13	26	9	0	0	0	0
17, 36	Sergei Varlamov (RW), 2001-03	55	5	7	12	26	1	0	0	0	2
15, 41	Alex Vasilevski (RW), 1995-97	3	0	0	0	2	--	--	--	--	--
12, 16, 20, 26	Gary Veneruzzo (W), 1967-68, 1971-72	7	1	1	2	0	9	0	2	2	2
33	Jim Vesey (C/RW), 1988-90	11	1	2	3	7	--	--	--	--	--
5, 32	Alain Vigneault (D), 1981-83	42	2	5	7	82	4	0	1	1	26
37	Roman Vopat (C), 1995-96	25	2	3	5	48	--	--	--	--	--
49	Steve Wagner (D), 2007-09	46	4	8	12	26	--	--	--	--	--
1, 31	Ernie Wakely (G), 1969-72	111	0	3	3	2	10	0	0	0	0
28	Matt Walker (D), 2002-08	175	1	10	11	275	4	0	0	0	0
2	Bob Wall (D), 1970-71	25	2	4	6	4	--	--	--	--	--
9	Mike Walton (C), 1978-79	22	7	11	18	6	--	--	--	--	--
30	Rick Wamsley (G), 1984-88	154	0	1	1	26	14	0	0	0	0
2	Bryan Watson (D), 1973-74	11	0	1	1	19	--	--	--	--	--
31	Jim Watt (G), 1973-74	1	0	0	0	0	--	--	--	--	--
43	Mike Weaver (D), 2008-10	135	1	16	17	41	4	0	0	0	0
39	Doug Weight (C), 2001-06, 2006-07	364	75	220	295	247	22	8	10	18	12
6	Eric Weinrich (D), 2003-06	85	3	24	27	58	5	0	1	1	0
26	Jay Wells (D), 1995-96	76	0	3	3	67	12	0	1	1	2
46	Jeremy Welsh (C), 2015-16	2	0	0	0	2	--	--	--	--	--
21	John Wensink (LW), 1973-74	3	0	0	0	0	--	--	--	--	--
25	Don Wheldon (D), 1974-75	2	0	0	0	0	--	--	--	--	--
36	Rob Whistle (D), 1987-88	19	3	3	6	6	1	0	0	0	0
23	Trent Whitfield (C), 2005-06, 2008-09	33	2	6	8	14	--	--	--	--	--
14	Doug Wickenheiser (C), 1983-87	230	51	67	118	108	36	4	7	11	16
25	Dennis Wideman (D), 2005-07	122	13	33	46	127	--	--	--	--	--
19	Butch Williams (RW), 1973-74	31	3	10	13	6	--	--	--	--	--
11	Bert Wilson (LW), 1975-76	45	2	3	5	47	--	--	--	--	--
22	Richard G. Wilson (D), 1974-76	141	3	11	14	103	3	0	0	0	0
4, 34	Rik Wilson (D), 1981-86	235	21	60	81	214	22	0	4	4	23
18	Ron Wilson (C), 1989-93	248	33	72	105	167	36	3	6	9	58
15	Brad Winchester (LW), 2008-11	185	25	18	43	283	4	0	0	0	10
29	Jeff Woywitka (D), 2005-09	152	6	29	35	106	4	0	0	0	0
33	Andy Wozniwski (D), 2008-09	1	0	0	0	0	--	--	--	--	--
10	John Wright (C), 1973-74	32	3	6	9	22	--	--	--	--	--
70	Jeremy Yablonski (RW), 2003-04	1	0	0	0	5	--	--	--	--	--
27	Terry Yake (C), 1997-2000	151	23	42	65	94	23	3	3	6	20
64	Nail Yakupov (LW), 2016-2017	40	3	6	9	14	--	--	--	--	--
33	Trent Yawney (D), 1996-97	39	0	2	2	17	--	--	--	--	--
37	Harry York (C), 1996-98	132	18	24	42	55	5	0	0	0	2
48	Scott Young (RW), 1998-2002, 2005-06	377	125	129	254	153	44	19	16	35	22
43	Libor Zabransky (D), 1996-98	40	1	6	7	50	--	--	--	--	--
2	Joe Zanussi (D), 1976-77	11	0	3	3	4	--	--	--	--	--
9, 25	Peter Zedel (C), 1988-90, 1995-97	217	54	105	159	81	32	10	13	23	10
41	Michael Zigomanis (C), 2005-06	2	0	0	0	0	--	--	--	--	--
2, 4	Rick Zombo (D), 1991-95	231	6	42	48	233	24	0	3	3	37
21	Mike Zuke (C), 1978-83	296	76	159	235	160	26	6	6	12	12

ALL-TIME TEAM & INDIVIDUAL RECORDS & STATS

ST. LOUIS BLUES ALL-TIME GOALTENDERS ROSTER

No.	NAME	W-L-T/OT	GP	MINS	REGULAR SEASON					PLAYOFFS				
					GA	AVG	SO	W-L	GP	MINS	GA	AVG	SO	
34	Jake Allen, 2012-present	136-88-23	265	14,768	624	2.54	19	9-10	24	1,197	42	2.10	.921	
30	Jason Bacashihua 2005-07	7-17-4	38	1,859	99	3.19	0	--	--	--	--	--	--	
30	Tom Barraso, 2002-03	1-4-0	6	293	16	3.28	1	--	--	--	--	--	--	
45	Chris Beckford-Tseu, 2007-08	0-0-0	1	27	1	2.22	0	--	--	--	--	--	--	
29, 30	Yves Belanger, 1974-78	19-23-3	48	2,687	164	3.66	1	--	--	--	--	--	--	
50	Jordan Binnington, 2016-present	24-5-1	30	1,889	60	1.91	5	16-10	26	1,560	64	2.46	.914	
30	Ben Bishop, 2008-11	4-5-1	13	614	29	2.83	1	--	--	--	--	--	--	
40	Fred Brathwaite, 2001-03	21-20-8	55	3,061	128	2.51	4	0-0	1	1	0	0.00	0	
30	Martin Brodeur, 2014-15	3-3-0	7	356	17	2.87	1	--	--	--	--	--	--	
1	Don Caley, 1967-68	0-0-0	1	30	3	6.00	0	--	--	--	--	--	--	
35	Jim Carey, 1998-99	1-2-0	4	202	13	3.86	0	--	--	--	--	--	--	
30	Jacques Caron, 1971-73	22-22-10	58	3,181	160	3.02	2	4-7	12	639	34	3.20	0	
30	Jon Casey, 1994-97	12-16-4	43	1,974	105	3.19	0	6-7	14	777	38	2.90	1	
29	Ty Conklin, 2009-11	18-18-6	51	2,736	129	2.83	6	--	--	--	--	--	--	
30	Pheonix Copley, 2016-17	0-1-0	2	83	6	4.32	0	--	--	--	--	--	--	
30	John Davidson, 1973-75	30-34-14	79	4,660	262	3.37	0	0-1	1	60	4	4.00	0	
30, 50	Reinhard Divis, 2001-06	6-9-3	28	1,212	67	3.32	0	0-0	1	18	0	0.00	0	
1, 29, 30	Gary Edwards, 1968-70, 1981-82	1-6-1	12	544	49	5.4	0	--	--	--	--	--	--	
1	Brian Elliott, 2011-16	104-46-16	181	9,960	334	2.01	25	14-17	33	1,917	74	2.32	1	
31	Grant Fuhr, 1995-99	108-87-41	249	14,094	629	2.68	11	15-14	31	1,832	73	2.40	3	
29, 30, 33	Doug Grant, 1976-80	10-12-6	31	1,681	98	3.5	1	--	--	--	--	--	--	
33	Gilles Gratton, 1975-76	2-0-2	6	265	11	2.49	0	--	--	--	--	--	--	
41	Jaroslav Halak, 2010-14	83-47-19	159	9,092	338	2.23	20	1-1	2	104	3	1.72	0	
1	Glenn Hall, 1967-71	58-52-28	140	7,983	323	2.43	16	12-18	31	1,843	80	2.60	1	
29, 31	Glen Hanlon, 1981-83	3-9-1	16	747	58	4.66	0	0-2	3	109	9	5.00	0	
29, 40	Guy Hebert, 1991-93	13-13-3	37	1,948	110	3.39	1	0-0	1	2	0	0.00	0	
30, 31	Rick Heinz, 1980-85	12-18-5	46	2,176	150	4.14	1	0-0	1	8	1	7.50	0	
35	Chris Holt, 2008-09	0-0-0	1	19	0	0.00	0	--	--	--	--	--	--	
29	Jim Hrivnak, 1993-94	4-10-0	23	970	69	4.27	0	--	--	--	--	--	--	
35	Ville Husso, 2018-Present	0-0-0	0	0	0	0	0	--	--	--	--	--	--	
40	Carter Hutton, 2016-18	30-15-5	62	3,069	114	2.23	7	--	--	--	--	--	--	
1, 22, 30	Robbie Irons, 1968-69	0-0-0	1	3	0	0.00	0	--	--	--	--	--	--	
1	Pat Jablonski, 1989-92, 1995-96	5-12-3	23	1,174	81	4.14	0	0-0	3	90	5	3.30	0	
31	Bob Johnson, 1972-73	6-5-0	12	583	26	2.88	0	--	--	--	--	--	--	
1, 35	Brent Johnson, 1998-99, 2000-04	76-47-12	143	8,055	304	2.26	12	5-6	12	652	20	1.80	3	
31	Chad Johnson, 2018-19	2-6-0	10	491	29	3.55	1	--	--	--	--	--	--	
1	Eddie Johnston, 1974-78	41-52-20	118	6,713	376	3.36	4	0-3	4	198	14	4.20	0	
31	Curtis Joseph, 1989-95	137-96-34	280	15,987	810	3.04	5	16-16	34	2,059	107	3.10	2	
40	Patrick Lalime, 2005-06	4-18-8	31	1,699	103	3.64	0	--	--	--	--	--	--	
30	Michel Larocque, 1983-84	0-5-0	5	300	31	6.20	0	--	--	--	--	--	--	
34	Manny Legace, 2006-09	63-49-15	140	7,638	333	2.62	10	--	--	--	--	--	--	
1	Mike Liut, 1979-85	151-133-52	347	20,010	1,194	3.58	10	17-20	39	2,326	133	3.40	1	
30	Seth Martin, 1967-68	8-10-7	30	1,552	67	2.59	1	0-0	2	73	5	4.10	0	
50	Chris Mason, 2008-2010	57-43-15	118	6,727	277	2.47	8	0-4	4	256	10	2.30	0	
1	Darrell May, 1985-88	1-5-0	6	364	31	5.11	0	--	--	--	--	--	--	
30	Peter McDuffe, 1971-72	0-6-0	10	467	29	3.73	0	0-1	1	60	7	7.00	0	
29	Jamie McLennan, 1997-2000	38-27-8	82	4,430	163	2.21	7	0-1	1	51	1	1.20	0	
1	Jim McLeod, 1971-72	6-6-4	16	880	44	3.00	0	--	--	--	--	--	--	
29	Greg Millen, 1984-90	85-87-3	209	12,375	708	3.43	9	17-17	35	2,145	113	3.20	0	
39	Ryan Miller, 2013-14	10-8-1	19	1,117	46	2.47	1	2-4	6	422	19	2.70	0	
1, 30	Phil Myre, 1977-79	20-47-16	83	4,879	322	3.96	2	--	--	--	--	--	--	
39	Anders Nilsson, 2016	0-1-0	3	87	4	2.76	0	--	--	--	--	--	--	
30	Chris Osgood, 2002-04	35-28-10	76	4,393	171	2.34	5	4-8	12	704	29	2.50	1	
1, 30	Ted Ouimet, 1968-69	0-1-0	1	60	2	2.00	0	--	--	--	--	--	--	
30	Rich Parent, 1997-99	4-3-1	11	531	22	2.49	1	--	--	--	--	--	--	
1, 30	Jacques Plante, 1968-70	36-21-11	69	3,978	137	2.07	10	12-3	16	913	22	1.40	4	
30	Michel Plasse, 1970-71	1-0-0	1	60	3	3.00	0	--	--	--	--	--	--	
29	Bruce Racine, 1995-96	0-3-0	11	230	12	3.13	0	0-0	1	1	0	0.00	0	
40	Terry Richardson, 1978-79	0-1-0	1	60	9	9.00	0	--	--	--	--	--	--	
30	Vincent Riendeau, 1988-92	58-45-16	122	7,221	402	3.34	4	9-11	21	1,084	59	3.30	1	
45	Cody Rudkowsky, 2002-03	1-0-1	1	30	0	0.00	0	--	--	--	--	--	--	
1	Curtis Sanford, 2002-03, 2005-07	26-26-10	73	3,179	173	2.79	4	--	--	--	--	--	--	
29	Geoff Sarjeant, 1994-95	1-0-0	4	120	6	3.00	0	--	--	--	--	--	--	
40	Marek Schwarz, 2006-09	0-2-0	6	225	9	2.40	0	--	--	--	--	--	--	
30	Paul Skidmore, 1981-82	1-1-0	2	120	6	3.00	0	--	--	--	--	--	--	
31	Ed Staniowski, 1975-81	37-68-14	137	7,504	496	3.97	0	1-4	6	308	16	3.10	0	
1, 25, 30	Wayne Stephenson, 1971-74	31-37-12	87	4,995	260	3.12	3	1-2	3	160	14	5.30	0	
35	Hannu Toivonen, 2007-08	6-10-5	23	1,202	69	3.44	0	--	--	--	--	--	--	
1	Roman Turek, 1999-2001	66-33-19	121	7,192	252	2.10	13	12-3	21	1,323	50	2.30	0	
1, 31	Ernie Wakely, 1969-72	40-41-17	111	6,124	283	2.77	8	2-6	10	509	37	4.40	1	
30	Rick Wamsley, 1984-88	75-59-15	154	9,064	515	3.41	3	5-9	14	809	49	3.60	0	
31	Jim Watt, 1973-74	0-0-0	1	20	2	6.00	0	--	--	--	--	--	--	



ST. LOUIS BLUES OFFENSIVE LEADERS BY SEASON

GOALS

2018-19	Vladimir Tarasenko	33	2001-02	Keith Tkachuk	38	1984-85	Joe Mullen	40
2017-18	Vladimir Tarasenko	33	2000-01	Scott Young	40	1983-84	Bernie Federko, Joe Mullen	41
2016-17	Vladimir Tarasenko	39	1999-2000	Pavol Demitra	28	1982-83	Brian Sutter	46
2015-16	Vladimir Tarasenko	40	1998-99	Pavol Demitra	37	1981-82	Brian Sutter	39
2014-15	Vladimir Tarasenko	37	1997-98	Geoff Courtnall	31	1980-81	Wayne Babych	54
2013-14	Alexander Steen	33	1996-97	Brett Hull	42	1979-80	Bernie Federko	38
2012-13	Chris Stewart	18	1995-96	Brett Hull	43	1978-79	Brian Sutter	41
2011-12	David Backes	24	1994-95	Brett Hull	29	1977-78	Garry Unger	32
2010-11	David Backes	31	1993-94	Brett Hull	57	1976-77	Garry Unger	30
2009-10	Andy McDonald	24	1992-93	Brett Hull	54	1975-76	Chuck Lefley	43
	Alexander Steen	24	1991-92	Brett Hull	70	1974-75	Garry Unger	36
2008-09	Brad Boyes	33	1990-91	Brett Hull	86	1973-74	Garry Unger	33
2007-08	Brad Boyes	43	1989-90	Brett Hull	72	1972-73	Garry Unger	41
2006-07	Bill Guerin	28	1988-89	Brett Hull	41	1971-72	Garry Unger	36
2005-06	Mike Sillinger	22	1987-88	Tony McKegney	40	1970-71	Chris Bordeleau	21
2003-04	Keith Tkachuk	33	1986-87	Doug Gilmour	42	1969-70	Red Berenson	33
2002-03	Pavol Demitra	36	1985-86	Mark Hunter	44	1968-69	Red Berenson	35
						1967-68	Red Berenson	22

ASSISTS

2018-19	Ryan O'Reilly	49	2000-01	Pierre Turgeon	52	1983-84	Bernie Federko	66
2017-18	Brayden Schenn	42	1999-2000	Chris Pronger	48	1982-83	Bernie Federko	60
2016-17	Vladimir Tarasenko	46	1998-99	Pavol Demitra	52	1981-82	Bernie Federko	62
	Jaden Schwartz	36	1997-98	Pierre Turgeon	46	1980-81	Bernie Federko	73
2015-16	Paul Stastny	39	1996-97	Pierre Turgeon	49	1979-80	Bernie Federko	56
2014-15	Alexander Steen	40	1995-96	Al MacInnis	44	1978-79	Bernie Federko	64
2013-14	Alex Pietrangelo	43	1994-95	Steve Duchesne	26	1977-78	Red Berenson	25
2012-13	David Backes	22	1993-94	Craig Janney	68	1976-77	Bob MacMillan	39
2011-12	Alex Pietrangelo	39	1992-93	Craig Janney	82	1975-76	Garry Unger	44
2010-11	Alex Pietrangelo	32	1991-92	Adam Oates	59	1974-75	Garry Unger	44
2009-10	Andy McDonald	33	1990-91	Adam Oates	90	1973-74	Garry Unger	35
2008-09	Brad Boyes	39	1989-90	Adam Oates	79	1972-73	Garry Unger	39
2007-08	Paul Kariya	49	1988-89	Bernie Federko	45	1971-72	Frank St. Marseille	36
2006-07	Doug Weight	43	1987-88	Bernie Federko	69	1970-71	Chris Bordeleau	32
2005-06	Doug Weight	33	1986-87	Doug Gilmour	63		Frank St. Marseille	32
2003-04	Doug Weight	51	1985-86	Bernie Federko	68	1969-70	Phil Goyette	49
2002-03	Pavol Demitra	57	1984-85	Bernie Federko	73	1968-69	Red Berenson	47
2001-02	Pavol Demitra	43				1967-68	Gerry Melnyk	35

POINTS

2018-19	Ryan O'Reilly	77	2001-02	Pavol Demitra	78	1984-85	Bernie Federko	103
2017-18	Brayden Schenn	70	2000-01	Pierre Turgeon	82	1983-84	Bernie Federko	107
2016-17	Vladimir Tarasenko	75	1999-2000	Pavol Demitra	75	1982-83	Bernie Federko	84
2015-16	Vladimir Tarasenko	74	1998-99	Pavol Demitra	89	1981-82	Bernie Federko	92
2014-15	Vladimir Tarasenko	73	1997-98	Brett Hull	72	1980-81	Bernie Federko	104
2013-14	Alexander Steen	62	1996-97	Brett Hull	82	1979-80	Bernie Federko	94
2012-13	Chris Stewart	36	1995-96	Brett Hull	83	1978-79	Bernie Federko	95
2011-12	David Backes	54	1994-95	Brett Hull	50	1977-78	Garry Unger	52
	T.J. Oshie	54	1993-94	Brendan Shanahan	102	1976-77	Bob MacMillan	58
2010-11	David Backes	62	1992-93	Craig Janney	106	1975-76	Chuck Lefley	85
2009-10	Andy McDonald	57	1991-92	Brett Hull	109	1974-75	Garry Unger	80
2008-09	Brad Boyes	72	1990-91	Brett Hull	131	1973-74	Garry Unger	68
2007-08	Brad Boyes	65	1989-90	Brett Hull	113	1972-73	Garry Unger	80
	Paul Kariya	65	1988-89	Brett Hull	84	1971-72	Garry Unger	70
2006-07	Doug Weight	59	1987-88	Bernie Federko	89	1970-71	Chris Bordeleau	53
2005-06	Scott Young	49	1986-87	Doug Gilmour	105	1969-70	Phil Goyette	78
2003-04	Keith Tkachuk	71	1985-86	Bernie Federko	102	1968-69	Red Berenson	82
2002-03	Pavol Demitra	93				1967-68	Red Berenson	51

ALL-TIME TEAM & INDIVIDUAL RECORDS & STATS

ST. LOUIS BLUES OFFENSIVE LEADERS BY SEASON

PENALTY MINUTES

2018-19	Joel Edmundson	68	2001-02	Reed Low	160	1984-85	Dwight Schofield	184
2017-18	Chris Thorburn	60	2000-01	Reed Low	159	1983-84	Dwight Schofield	254
2016-17	Ryan Reaves	104	1999-2000	Tyson Nash	150	1982-83	Brian Sutter	254
2015-16	David Backes	83	1998-99	Tony Twist	149	1981-82	Brian Sutter	239
2014-15	Ryan Reaves	116	1997-98	Kelly Chase	231	1980-81	Brian Sutter	232
2013-14	Ryan Reaves	126	1996-97	Mike Peluso	158	1979-80	Brian Sutter	156
2012-13	Ryan Reaves	79	1995-96	Shayne Corson	192	1978-79	Brian Sutter	165
2011-12	Ryan Reaves	124	1994-95	Brendan Shanahan	136	1977-78	Brian Sutter	123
2010-11	B.J. Crombeen	154	1993-94	Kelly Chase	278	1976-77	Bob Gassoff	254
2009-10	Cam Janssen	190	1992-93	Garth Butcher	211	1975-76	Bob Gassoff	306
2008-09	David Backes	165	1991-92	Kelly Chase	264	1974-75	Bob Gassoff	222
2007-08	D.J. King	100	1990-91	Glen Featherstone	204	1973-74	Steve Durbano	144
2006-07	Keith Tkachuk	92	1989-90	Kelly Chase	244	1972-73	Steve Durbano	231
2005-06	Barret Jackman	156	1988-89	Todd Ewen	171	1971-72	Barclay Plager	176
2003-04	Reed Low, Mike Danton	141	1987-88	Todd Ewen	227	1970-71	Barclay Plager	172
2002-03	Reed Low	234	1986-87	Mark Hunter	169	1969-70	Barclay Plager	128
			1985-86	Mark Hunter	171	1968-69	Noel Picard	131
				Rob Ramage	171	1967-68	Barclay Plager	153

GAME-WINNING GOALS

2018-19	Ryan O'Reilly	5		Eric Boguniecki	5	1982-83	Jorgen Pettersson	4
	Brayden Schenn	5	2001-02	Pavol Demitra	10		Brian Sutter	4
	Vladimir Tarasenko	5	2000-01	Scott Young	7	1981-82	Bernie Federko	6
2017-18	Brayden Schenn	8	1999-2000	Al MacInnis	7	1980-81	Wayne Babych	7
2016-17	Vladimir Tarasenko	8		Scott Young	7	1979-80	Blair Chapman	6
2015-16	Vladimir Tarasenko	7	1998-99	Pavol Demitra	10	1978-79	Bob Murdoch	3
2014-15	Paul Stastny	7	1997-98	Jim Campbell	6		Brian Sutter	3
2013-14	Alexander Steen	9		Pavol Demitra	6	1977-78	Garry Unger	5
2012-13	Chris Stewart	3		Brett Hull	6	1976-77	Garry Unger	5
	Alexander Steen	3	1996-97	Pierre Turgeon	7	1975-76	Chuck Lefley	9
	Patrik Berglund	3	1995-96	Brett Hull	6	1974-75	Garry Unger	8
2011-12	Alex Pietrangolo	6		Brian Noonan	6	1973-74	Lou Angotti	5
2010-11	Alexander Steen	5	1994-95	Brett Hull	6		Glen Sather	5
	Matt D'Agostini	5		Brendan Shanahan	6	1972-73	Garry Unger	5
2009-10	Patrik Berglund	4	1993-94	Brendan Shanahan	8	1971-72	Gary Sabourin	7
	Alexander Steen	4	1992-93	Brendan Shanahan	8	1970-71	Chris Bordeleau	7
2008-09	Brad Boyes	11	1991-92	Brett Hull	9	1969-70	Red Berenson	8
2007-08	Brad Boyes	9	1990-91	Brett Hull	11	1968-69	Red Berenson	6
2006-07	Lee Stempniak	4	1989-90	Brett Hull	12	1967-68	Red Berenson	7
2005-06	Barret Jackman	2	1988-89	Brett Hull	6			
	Mark Rycroft	2	1987-88	Brian Benning	5			
	Lee Stempniak	2	1986-87	Greg Paslawski	7			
	Jay McClement	2	1985-86	Doug Gilmour	5			
2003-04	Keith Tkachuk	8	1984-85	Brian Sutter	7			
2002-03	Keith Tkachuk	5	1983-84	Jorgen Pettersson	7			



ST. LOUIS BLUES

ST. LOUIS BLUES OFFENSIVE LEADERS BY SEASON

POWER PLAY GOALS

2018-19	Vladimir Tarasenko	12	1999-2000	Pavol Demitra	8	1985-86	Bernie Federko	16
2017-18	Brayden Schenn	8		Pierre Turgeon	8	1984-85	Brian Sutter	14
2016-17	Vladimir Tarasenko	9		Chris Pronger	8	1983-84	Brian Sutter	14
2015-16	Vladimir Tarasenko	12	1998-99	Pavol Demitra	14	1982-83	Brian Sutter	11
2014-15	David Backes	10	1997-98	Brett Hull	10	1981-82	Brian Sutter	14
2013-14	David Backes	10	1996-97	Brett Hull	12	1980-81	Brian Sutter	17
2012-13	Chris Stewart	6	1995-96	Brett Hull	16	1979-80	Blake Dunlop	8
2011-12	David Backes	8	1994-95	Brett Hull	9	1978-79	Brian Sutter	12
2010-11	Patrik Berglund	8	1993-94	Brett Hull	25	1977-78	Garry Unger	10
2009-10	Alexander Steen	7	1992-93	Brett Hull	29	1976-77	Bob MacMillian	10
2008-09	Brad Boyes	16	1991-92	Brett Hull	20	1975-76	Garry Unger	13
2007-08	Keith Tkachuk	12	1990-91	Brett Hull	29	1974-75	Lawrence Sacharuk	11
2006-07	Lee Stempniak	8	1989-90	Brett Hull	27	1973-74	Garry Unger	9
2005-06	Scott Young	10	1988-89	Brett Hull	16	1972-73	Garry Unger	10
	Keith Tkachuk	10		Cliff Ronning	16	1971-72	Garry Unger	14
2003-04	Keith Tkachuk	17	1987-88	Doug Gilmour	19	1970-71	Bill Sutherland	11
2002-03	Keith Tkachuk	14	1986-87	Doug Gilmour	17	1969-70	Red Berenson	16
2001-02	Keith Tkachuk	13				1968-69	Red Berenson	7
2000-01	Keith Tkachuk	17				1967-68	Camille Henry	7

SHOTS ON GOAL

2018-19	Vladimir Tarasenko	275	2000-01	Scott Young	321	1984-85	Rob Ramage	285
2017-18	Vladimir Tarasenko	306	1999-2000	Al MacInnis	245	1983-84	Rob Ramage	267
2016-17	Vladimir Tarasenko	286	1998-99	Al MacInnis	314	1982-83	Rob Ramage	279
2015-16	Vladimir Tarasenko	292	1997-98	Al MacInnis	227	1981-82	Jorgen Pettersson	227
2014-15	Vladimir Tarasenko	264	1996-97	Brett Hull	302	1980-81	Perry Turnbull	209
2013-14	Alexander Steen	211	1995-96	Brett Hull	327	1979-80	Bernie Federko	184
2012-13	Alexander Steen	129	1994-95	Brett Hull	200	1978-79	Wayne Babych	196
2011-12	David Backes	234	1993-94	Brendan Shanahan	397	1977-78	Garry Unger	238
2010-11	Alexander Steen	218	1992-93	Brett Hull	390	1976-77	Garry Unger	235
2009-10	Paul Kariya	221	1991-92	Brett Hull	408	1975-76	Garry Unger	357
2008-09	Brad Boyes	220	1990-91	Brett Hull	389	1974-75	Garry Unger	349
2007-08	Paul Kariya	223	1989-90	Brett Hull	385	1973-74	Garry Unger	327
2006-07	Bill Guerin	189	1988-89	Brett Hull	305	1972-73	Garry Unger	342
2005-06	Scott Young	284	1987-88	Tony McKegney	241	1971-72	Garry Unger	321
2003-04	Keith Tkachuk	233	1986-87	Doug Gilmour	207	1970-71	Frank St. Marseille	217
2002-03	Al MacInnis	299	1985-86	Rob Ramage	227	1969-70	Red Berenson	282
2001-02	Keith Tkachuk	244				1968-69	Red Berenson	288
						1967-68	Red Berenson	219

PLUS/MINUS

2018-19	Ryan O'Reilly	22	2007-08	David Perron	16	1994-95	Steve Duchesne	29
2017-18	Carl Gunnarsson	15	2006-07	Barret Jackman	20	1993-94	Kevin Miller	6
	Jaden Schwartz	15	2005-06	Trent Whitfield	-3	1992-93	Brendan Shanahan	10
	Vladimir Tarasenko	15	2003-04	Petr Cajanek	-3	1991-92	Lee Norwood	14
2016-17	Jaden Schwartz	14		Eric Weinrich	12	1990-91	Brett Hull	23
2015-16	Colton Parayko	28	2002-03	Barret Jackman	23		Scott Stevens	23
2014-15	Vladimir Tarasenko	27	2001-02	Chris Pronger	23	1989-90	Paul Cavallini	38
2013-14	Jaden Schwartz	28	2000-01	Pavol Demitra	27	1988-89	Paul Cavallini	25
2012-13	Barret Jackman	6	1999-2000	Chris Pronger	52	1987-88	Tony McKegney	10
	Kris Russell	6	1998-99	Al MacInnis	33	1986-87	Charlie Bourgeois	16
2011-12	Alexander Steen	24	1997-98	Chris Pronger	47	1985-86	Rob Ramage	18
2010-11	David Backes	32	1996-97	Chris Pronger	15	1984-85	Tim Bothwell	27
2009-10	Mike Weaver	10	1995-96	Dale Hawerchuk	5	1983-84	Tim Bothwell	22
2008-09	Patrik Berglund	19		Al MacInnis	5	1982-83	Andre Dore	9



ST. LOUIS BLUES ALL-TIME OFFENSIVE LEADERS

GAMES PLAYED

1	Bernie Federko	927
2	Barret Jackman	803
3	Brian Sutter	779
4	Brett Hull	744
5	David Backes	727
6	Alexander Steen	710
7	Patrik Berglund	694
8	Alex Pietrangelo	688
9	Garry Unger	662
10	Bob Plager	616

POINTS

1	Bernie Federko	1,073
2	Brett Hull	936
3	Brian Sutter	636
4	Garry Unger	575
5	Pavol Demitra	493
6	Alexander Steen	479
7	David Backes	460
8	Al MacInnis	452
9	Keith Tkachuk	427
10	Vladimir Tarasenko	418

GOALS

1	Brett Hull	527
2	Bernie Federko	352
3	Brian Sutter	303
4	Garry Unger	292
5	Vladimir Tarasenko	211
6	Keith Tkachuk	208
7	David Backes	206
8	Pavol Demitra	204
9	Alexander Steen	188
10	Red Berenson	172

ASSISTS

1	Bernie Federko	721
2	Brett Hull	409
3	Brian Sutter	333
4	Al MacInnis	325
5	Alex Pietrangelo	305
6	Alexander Steen	291
7	Pavol Demitra	289
8	Garry Unger	283
9	Chris Pronger	272
10	David Backes	254

PENALTY MINUTES

1	Brian Sutter	1,786
2	Kelly Chase	1,497
3	Barclay Plager	1,115
4	Barret Jackman	1,026
5	David Backes	969
6	Chris Pronger	931
7	Rob Ramage	898
8	Bob Gassoff	866
9	Perry Turnbull	829
10	Bob Plager	760

HAT TRICKS

1	Brett Hull	27
2	Bernie Federko	11
3	Garry Unger	7
	Brian Sutter	7
5	Jorgen Pettersson	5
	Brendan Shanahan	5
7	Red Berenson	4
	Vladimir Tarasenko	4
	Jaden Schwartz	4
10	David Backes	3
	David Perron	3
	Pavol Demitra	3
	Mark Hunter	3
	Pierre Plante	3
	Wayne Babych	3
	Pierre Turgeon	3

ALL-TIME TEAM & INDIVIDUAL RECORDS & STATS

ST. LOUIS BLUES ALL-TIME OFFENSIVE LEADERS

GAME-WINNING GOALS

1	Brett Hull	70
2	Pavol Demitra	45
3	Garry Unger	40
	Bernie Federko	40
5	Alexander Steen	35
	Vladimir Tarasenko	35
7	Red Berenson	29
	Brian Sutter	29
	Keith Tkachuk	29
10	Patrik Berglund	28

GAME-TYING GOALS

1	Garry Unger	19
2	Red Berenson	15
	Bernie Federko	15
4	Brian Sutter	11
5	Wayne Babych	9
6	Pierre Plante	8
	Frank St. Marseille	8
	Gary Sabourin	8
9	Jorgen Pettersson	7
	Jim Roberts	7
	Brett Hull	7

POWER PLAY GOALS

1	Brett Hull	195
2	Bernie Federko	117
3	Brian Sutter	107
4	Keith Tkachuk	96
5	Garry Unger	86
6	Al MacInnis	64
7	Pavol Demitra	63
8	David Backes	58
9	Vladimir Tarasenko	55
10	Red Berenson	53

SHORTHANDED GOALS

1	Larry Patey	23
2	Brett Hull	18
3	Rick Meagher	13
4	Chuck Lefley	10
	Scott Pellerin	10
6	Bill McCreary	9
	Brendan Shanahan	9
	Craig Conroy	9
	Terry Crisp	9
	Alexander Steen	9

SHOTS

1	Brett Hull	3,367
2	Garry Unger	2,469
3	Al MacInnis	2,266
4	Bernie Federko	1,966
5	Alexander Steen	1,792
6	Brian Sutter	1,685
7	David Backes	1,650
8	Vladimir Tarasenko	1,634
9	Alex Pietrangelo	1,576
10	Red Berenson	1,560



ST. LOUIS BLUES ALL-TIME GOALTENDING LEADERS

GAMES PLAYED

1	Mike Liut	347
2	Curtis Joseph	280
3	Jake Allen	265
4	Grant Fuhr	249
5	Greg Millen	209
6	Brian Elliott	181
7	Jaroslav Halak	159
8	Rick Wamsley	154
9	Brent Johnson	143
10	Glenn Hall	140
	Manny Legace	140

WINS

1	Mike Liut	151
2	Curtis Joseph	137
3	Jake Allen	136
4	Grant Fuhr	108
5	Brian Elliott	104
6	Greg Millen	85
7	Jaroslav Halak	83
8	Brent Johnson	76
9	Rick Wamsley	75
10	Roman Turek	66

SHUTOUTS

1	Brian Elliott	25
2	Jaroslav Halak	20
3	Jake Allen	19
4	Glenn Hall	16
5	Roman Turek	13
6	Brent Johnson	12
7	Grant Fuhr	11
8	Manny Legace	10
	Jacques Plante	10
	Mike Liut	10

MINUTES PLAYED

1	Mike Liut	19,973
2	Curtis Joseph	15,986
3	Jake Allen	14,768
4	Grant Fuhr	14,094
5	Greg Millen	12,342
6	Brian Elliott	9,960
7	Jaroslav Halak	9,092
8	Rick Wamsley	9,049
9	Brent Johnson	8,056
10	Glenn Hall	7,971

ASSISTS

1	Curtis Joseph	17
2	Mike Liut	7
3	Brian Elliott	5
	Brent Johnson	5
	Grant Fuhr	5
6	Jake Allen	4
	Yves Belanger	4
8	Glenn Hall	3
	Greg Millen	3
	Vincent Riendeau	3
	Ed Staniowski	3

GOALS AGAINST AVERAGE

1	Brian Elliott	2.01
2	Jacques Plante	2.07
3	Roman Turek	2.10
4	Jamie McLennan	2.21
5	Jaroslav Halak	2.23
6	Carter Hutton	2.23
7	Brent Johnson	2.26
8	Chris Osgood	2.34
9	Glenn Hall	2.43
10	Chris Mason	2.47

*Minimum 35 Games Played

SAVE PERCENTAGE

1	Jacques Plante	.931
2	Brian Elliott	.925
3	Carter Hutton	.923
4	Glenn Hall	.917
5	Jaroslav Halak	.916
6	Chris Mason	.915
7	Jake Allen	.911
8	Ernie Wakely	.907
	Roman Turek	.907
	Chris Osgood	.907
	Curtis Joseph	.907

*Minimum 35 Games Played

ALL-TIME TEAM & INDIVIDUAL RECORDS & STATS

ST. LOUIS BLUES ALL-TIME TEAM RECORDS

SEASON HIGHS

POINTS, ONE SEASON:	114 - 1999-2000 (51-20-11)
HOME POINTS, ONE SEASON:	65 - 2011-12 (30-6-5)
ROAD POINTS, ONE SEASON:	58 - 1999-2000 (27-10-4)
WINS, ONE SEASON:	52 - 2013-2014
HOME WINS, ONE SEASON:	30 - 2011-12
ROAD WINS, ONE SEASON:	27 - 1999-2000
OVERTIME WINS, ONE SEASON:	11 - 2003-04
LOSSES, ONE SEASON:	50 - 1978-79
HOME LOSSES, ONE SEASON:	23 - 2005-06
ROAD LOSSES, ONE SEASON:	30 - 1978-79
OVERTIME LOSSES, ONE SEASON:	8 - 2007-08
TIES, ONE SEASON:	19 - 1970-71
SHOOTOUT WINS ONE SEASON	9 - (2x) (last 2014-15)
SHOOTOUT LOSSES ONE SEASON	10 - 2011-12
HOME TIES, ONE SEASON:	9 - (3x) (last 1995-96)
ROAD TIES, ONE SEASON:	14 - 1980-81
SHUTOUTS, ONE SEASON:	15 - 2011-12
TIMES SHUTOUT, ONE SEASON:	9 - (2x) (last 2003-04)
CONSECUTIVE SHUTOUT GAMES, FOR:	4 - Mar. 19-26, 2016
CONSECUTIVE SHUTOUT GAMES, AGAINST:	2 - (15x) (last Nov. 17 and Nov. 19, 2018)
POINTS SCORED, ONE SEASON:	929 - 1980-81
GOALS, ONE SEASON:	352 - 1980-81
GOALS AGAINST, ONE SEASON:	349 - 1981-82
20-OR-MORE GOAL SCORERS, ONE SEASON:	10 - 1980-81
30-OR-MORE GOAL SCORERS, ONE SEASON:	5 - 1980-81
40-OR-MORE GOAL SCORERS, ONE SEASON:	2 - (2x) (last 1993-94)
50-OR-MORE GOAL SCORERS, ONE SEASON:	2 - (2x) (last 1993-94)
60-OR-MORE GOAL SCORERS, ONE SEASON:	1 - 1989-90, 1990-91, 1991-92
70-OR-MORE GOAL SCORERS, ONE SEASON:	1 - 1989-90, 1990-91, 1991-92
80-OR-MORE GOAL SCORERS, ONE SEASON:	1 - 1990-91
POWER PLAY GOALS, ONE SEASON:	86 - 1993-94
POWER PLAY GOALS AGAINST, ONE SEASON:	98 - 1975-76
SHORT HAND GOALS, ONE SEASON:	21 - 1975-76
SHORT HAND GOALS AGAINST, ONE SEASON:	18 - 1990-91
ASSISTS, ONE SEASON:	577 - 1980-81
PENALTY MINUTES, ONE SEASON:	2,041 - 1991-92
PENALTIES, ONE SEASON:	707 - 1987-88 (582 minors, 99 majors, 26 misconducts)
MINORS, ONE SEASON:	582 - 1987-88, 1995-96
MAJORS, ONE SEASON:	99 - 1987-88
MISCONDUCTS, ONE SEASON:	50 - 1991-92

SEASON LOWS

POINTS, ONE SEASON:	48 - 1978-79 (18-50-12)
HOME POINTS, ONE SEASON:	30 - 2005-06 (12-23-6)
ROAD POINTS, ONE SEASON:	14 - 1978-79 (4-30-6)
WINS, ONE SEASON:	18 - 1978-79
HOME WINS, ONE SEASON:	12 - (2x) (last 2005-06)
ROAD WINS, ONE SEASON:	4 - 1978-79
LOSSES, ONE SEASON:	18 - 1980-81 (15 - 1994-95*)
HOME LOSSES, ONE SEASON:	7 - 1970-71, 1980-81 (6 - 1994-95*)
ROAD LOSSES, ONE SEASON:	10 - 1999-2000, (9 - 2012-13* and 1994-95*)
TIES, ONE SEASON:	7 - 1983-84 (5 - 1994-95*)
HOME TIES, ONE SEASON:	1 - 2001-02
ROAD TIES, ONE SEASON:	3 - 1985-86, 1993-94 (1994-95*) 1997-98
SHOOTOUT WINS ONE SEASON	2 - 2016-17
SHOOTOUT LOSSES ONE SEASON	2 - 2016-17 (1 - 2012-13*)
SHUTOUTS, ONE SEASON:	none - 1986-87
TIMES SHUTOUT, ONE SEASON:	none - 1981-82
SCORING POINTS, ONE SEASON:	454 - 1967-68 (344 - 2012-13*)
GOALS, ONE SEASON:	177 - 1967-68 (129 - 2012-13*)
GOALS AGAINST, ONE SEASON:	155 - 2011-12 (115 - 2012-13*)
POWER PLAY GOALS, ONE SEASON:	38 - 2017-18 (29 - 2012-13*)
POWER PLAY GOALS AGAINST, ONE SEASON:	37 - 1967-68 (23 - 2012-13*)
SHORT HAND GOALS, ONE SEASON:	2 - (2x) (last 2014-15)
SHORT HAND GOALS AGAINST, ONE SEASON:	1 - 1972-73
ASSISTS, ONE SEASON:	277 - 1967-68 (220 - 2012-13*)
PENALTY MINUTES, ONE SEASON:	623 - 2018-19 (531 - 2012- 13*)
PENALTIES, ONE SEASON:	273 - 2017-18 (247 minors, 15 majors, 3 misconducts) (214 - 2012-13*)
MINORS, ONE SEASON:	247 - (2x) last, 2018-19 (180 - 2012-13*)
MAJORS, ONE SEASON:	15 - (2x) last, 2018-19
MISCONDUCTS, ONE SEASON:	2 - 2018-19 (3 - 2012-13*)

*Denotes Lock-Out Season



ST. LOUIS BLUES ALL-TIME TEAM RECORDS

STREAKS

LONGEST WINNING STREAK, REGULAR SEASON:	11 games – 2018-19 (Jan. 23 – Feb. 19)
LONGEST WINNING STREAK, INCLUDING PLAYOFFS:	10 games - 1968-69 (March 26 - April 21) 2 regular season, 8 playoff games
LONGEST HOME WINNING STREAK:	9 games - 1990-91 (Jan. 26 – Feb. 26)
LONGEST ROAD WINNING STREAK:	10 games - 1999-2000 (Jan. 21 - March 2)
LONGEST POINT STREAK	13 games – 2014-15, Jan. 3 – Feb. 5 (12-0-1)
LONGEST HOME POINT STREAK	21 games – 2011-12 (Dec. 6 – Feb. 18) (18-0-3)
LONGEST ROAD POINT STREAK	11 games – 1999-00 (Jan. 21 – Mar. 4) (10-0-1)
LONGEST UNDEFEATED STREAK:	12 games – (2x) (last 2000-01, Nov. 24 – Dec. 26) (11-0-1)
LONGEST HOME UNDEFEATED STREAK:	11 games – (4x) (last 1993-94, Oct. 7 – Nov. 26) (7-0-4)
LONGEST ROAD UNDEFEATED STREAK:	11 games - 1999-2000 (Jan. 1 - March 4) (10-0-1)
LONGEST LOSING STREAK:	13 games – 2005-06 (March 16-April 8)
LONGEST HOME LOSING STREAK:	7 games – (2x) (last 2006-07, Nov. 25 – Dec. 17) (0-6-1)
LONGEST ROAD LOSING STREAK:	10 games – (3x) (last 2007-08, Feb. 16 – March 15) (2005-06, Dec. 29 – Feb. 1.) (1981-82, Jan. 20 - March 8)
LONGEST WINLESS STREAK:	13 games - 2005-06 (March 16-April 8) (0-10-3)
LONGEST HOME WINLESS STREAK:	7 games – (3x) (last 2006-07, Nov. 25 – Dec. 17) (0-6-1)
LONGEST ROAD WINLESS STREAK:	17 games - 1973-74 (Jan. 23 - April 7) (0-14-3)
LONGEST STREAK OF GAMES TIED:	3 games – (8x) (last 1995-96, Jan. 11 - 14)
LONGEST STREAK OF HOME GAMES TIED:	3 games – (2x) (last 1984-85, Dec. 4 - 11)
LONGEST STREAK OF ROAD GAMES TIED:	5 games - 1967-68 (Jan. 10 - 25)
LONGEST STREAK OF SHOOTOUT GAMES:	2 games – (1x) (last Apr. 1 - 3, 2019)
LONGEST NON-SHUTOUT STREAK:	119 games - April 5, 1981 - Dec. 28, 1982
MOST CONSECUTIVE GAMES SHUTOUT OPPONENT:	4 games – Mar. 19-26, 2016
MOST CONSECUTIVE GAMES SHUTOUT OPPONENT HOME:	3 games – Dec. 1 – Dec. 6, 1988-89
MOST CONSECUTIVE GAMES SHUTOUT OPPONENT ROAD:	3 games – (4x), last, Feb. 14-17, 2019
LONGEST SEQUENCE BLUES SHUTOUT OPPONENT:	258:29 consecutive minutes, Mar. 19–29, 2016
LONGEST SEQUENCE BLUES SHUTOUT OPPONENT HOME:	210:29 consecutive minutes, Nov. 26 – Dec. 8, 1988-89
LONGEST SEQUENCE BLUES SHUTOUT OPPONENT ROAD:	236:04 consecutive minutes, Mar. 16 – Apr. 3, 2016
LONGEST SEQUENCE OPPONENTS SHUTOUT BLUES:	187:44 consecutive minutes, Feb. 8 – Mar. 2, 2014

HIGHS

GOALS, BLUES, ONE GAME:	11 – St. Louis 11 at Ottawa 1 – Feb. 26, 1994
GOALS AGAINST, ONE GAME:	11 – (2x) (last Nov. 25, 1992 at Detroit)
GOALS, BOTH TEAMS, ONE GAME:	18 – Jan. 27, 1984 vs. Minnesota
GOALS, BOTH TEAMS, ONE PERIOD:	10 – March 15, 1988 vs. Chicago (3rd period)
GOALS, BLUES, ONE PERIOD:	6 – (3x) (last Feb. 23, 1991 vs. Boston) (3rd period)
GOALS AGAINST, ONE PERIOD:	7 – Nov. 22, 1972 at Pittsburgh (3rd period)
POWER PLAY GOALS, BLUES, ONE GAME:	5 – Jan. 25, 1991 at Detroit
POWER PLAY GOALS AGAINST, ONE GAME:	5 – (2x) (last Dec. 30, 2003 vs. Philadelphia)
MOST SHORT HAND GOALS, ONE GAME:	3 – Dec. 22, 1990 vs. Chicago
SHOTS, BLUES, ONE GAME:	61 – Feb. 14, 1970 vs. Los Angeles
SHOTS, OPPONENTS, ONE GAME:	54 – (3x) (last March 2, 1992 at Vancouver)
SHOTS, BLUES, ONE PERIOD:	27 – Dec. 29, 1984 vs. N.Y. Islanders (3rd period)
SHOTS, OPPONENTS, ONE PERIOD:	27 – March 2, 1992 at Vancouver (3rd period)
SHOTS, BOTH TEAMS, ONE GAME:	96 – Washington (42) at St. Louis (54), Feb. 27, 1992
SHOTS, BOTH TEAMS, ONE OVERTIME GAME:	93 – N.Y. Rangers (42) at St. Louis (51), Jan. 12, 1985
SHOTS, BOTH TEAMS, ONE PERIOD:	39 – N.Y. Islanders (20) at St. Louis (19), Oct. 26, 1985 (1st period)
LARGEST SHOT DIFFERENTIAL, ONE GAME:	39 – Anaheim (14) at St. Louis (53), Oct. 11, 2010
PENALTY MINUTES, BOTH TEAMS, ONE GAME:	278 – March 17, 1991 at Chicago (24 minors, 12 majors, 17 misconducts)

FEWEST

SHOTS, BLUES, ONE GAME:	10 – Nov. 27, 1977 at Boston
SHOTS, OPPONENTS, ONE GAME:	9 – (2x) (last Dec. 15, 2001 vs. Calgary)
SHOTS, BLUES, ONE PERIOD:	0 – (3x) (last Oct. 15, 2016 vs. NY Rangers) (3rd period)
SHOTS, OPPONENTS, ONE PERIOD:	0 – Feb. 26, 1997 at San Jose (3rd period)
SHOTS, BOTH TEAMS, ONE GAME:	31 – St. Louis (16) at Philadelphia (15), Nov. 17, 1988
SHOTS, BOTH TEAMS, ONE PERIOD:	5 – (2x) (last Jan. 12, 1974 St. Louis (3) at Buffalo (2) (3rd period)

MISCELLANEOUS

LARGEST MARGIN OF VICTORY:	10 – 11-1 at Ottawa, Feb. 26, 1994
LARGEST MARGIN OF DEFEAT:	9 – 1-10 at Detroit, Nov. 16, 1977
HIGHEST TIE SCORE:	8-8 – At Detroit, Oct. 14, 1988
MOST POINTS, BLUES, ONE GAME:	29 – vs. Toronto, Jan. 15, 1986, 10-1 W (10 goals - 19 assists)
LARGEST MARGIN OF SHOTS:	39 – vs. Anaheim, Oct. 11, 2010 – 5-1 W (STL 53 shots – ANA 14 shots)

ALL-TIME TEAM & INDIVIDUAL RECORDS & STATS

ST. LOUIS BLUES ALL-TIME INDIVIDUAL RECORDS

GAMES PLAYED

MOST GAMES:	927 - Bernie Federko
MOST GAMES, INCLUDING PLAYOFFS:	1,018 - Bernie Federko, 1976-77 through 1987-88, 927 regular season games, 91 playoff games
MOST CONSECUTIVE GAMES:	662 - Garry Unger
MOST GAMES, ONE SEASON:	84 - Craig Janney, Rich Sutter, Garth Butcher, 1992-93

GOALS

MOST GOALS, CAREER:	527 - Brett Hull
MOST GOALS, ONE SEASON:	86 - Brett Hull, 1990-91
MOST GOALS, ONE SEASON, ROOKIE:	37 - Jorgen Pettersson, 1980-81
MOST GOALS, ONE SEASON, CENTER:	42 - Doug Gilmour, 1986-87
MOST GOALS, ONE SEASON, LEFT WING:	52 - Brendan Shanahan, 1993-94
MOST GOALS, ONE SEASON, RIGHT WING:	86 - Brett Hull, 1990-91
MOST GOALS, ONE SEASON, DEFENSESMAN:	25 - Jeff Brown, 1992-93
MOST GOALS, ONE GAME:	6 - Red Berenson, Nov. 7, 1968 at Philadelphia
MOST GOALS, ONE PERIOD:	4 - Red Berenson, Nov. 7, 1968 at Philadelphia (2nd period)
MOST THREE GOAL GAMES, ONE SEASON:	8 - Brett Hull, 1991-92
MOST CONSECUTIVE THREE GOAL GAMES:	2 - Brett Hull, 1990-91 (Oct. 24 @ Toronto & Oct. 25 vs. Toronto)
MOST POWER PLAY GOALS, ONE SEASON:	29 - Brett Hull, 1990-91 & 1992-93
MOST POWER PLAY GOALS, ONE SEASON, DEFENSESMAN:	12 - Jeff Brown, 1992-93
MOST POWER PLAY GOALS, ONE GAME:	4 - Scott Mellanby, March 6, 2003 vs. Phoenix
MOST SHORT HAND GOALS, ONE SEASON:	8 - (2 players) (last, Larry Patey, 1980-81)
MOST SHORT HAND GOALS, ONE GAME:	2 - (2 players) (last, Michal Handzus, Feb. 15, 2000 vs. Atlanta)
MOST GAME WINNING GOALS, ONE SEASON:	12 - Brett Hull, 1989-90
MOST OVERTIME GOALS, ONE SEASON:	3 - (2 players) (last, Vladimir Tarasenko, 2016-17)
MOST OVERTIME GOALS, CAREER:	10 - Vladimir Tarasenko

ASSISTS

MOST ASSISTS, CAREER:	721 - Bernie Federko
MOST ASSISTS, ONE SEASON:	90 - Adam Oates, 1990-91
MOST ASSISTS, ONE SEASON, ROOKIE:	37 - Tony Hrkac, 1987-88
MOST ASSISTS, ONE SEASON, CENTER:	90 - Adam Oates, 1990-91
MOST ASSISTS, ONE SEASON, LEFT WING:	51 - Brian Sutter, 1983-84
MOST ASSISTS, ONE SEASON, RIGHT WING:	57 - Pavol Demitra, 2002-03
MOST ASSISTS, ONE SEASON, DEFENSESMAN:	56 - Rob Ramage, 1985-86
MOST ASSISTS, ONE SEASON, GOALTENDER:	9 - Curtis Joseph, 1991-92
MOST ASSISTS, ONE GAME:	5 - (4 players) (last, Dallas Drake, Oct. 29, 2003 at Detroit)
MOST ASSISTS, ONE PERIOD:	4 - (2 players) (last, Rik Wilson, Jan 16, 1982 vs. Chicago)

POINTS

MOST POINTS, CAREER:	1,073 - Bernie Federko
MOST POINTS, ONE SEASON:	131 - Brett Hull, 1990-91
MOST POINTS, ONE SEASON, ROOKIE:	73 - Jorgen Pettersson, 1980-81
MOST POINTS, ONE SEASON, CENTER:	115 - Adam Oates, 1990-91
MOST POINTS, ONE SEASON, LEFT WING:	102 - Brendan Shanahan, 1993-94
MOST POINTS, ONE SEASON, RIGHT WING:	131 - Brett Hull, 1990-91
MOST POINTS, ONE SEASON, DEFENSESMAN:	78 - Jeff Brown, 1992-93
MOST POINTS, ONE GAME:	7 - (2 players) (last, Garry Unger (3g, 4a), March 13, 1970 vs. Buffalo)

FASTEST GOALS

FASTEST GOAL FROM START OF GAME (HOME):	8 seconds - Alex Steen, Mar. 16, 2010 vs. Colorado
FASTEST GOAL FROM START OF GAME (ROAD):	8 seconds - Greg Paslawski, Oct. 29, 1985 at Washington
FASTEST GOAL FROM START OF PERIOD:	7 seconds - Garry Unger, Dec. 8, 1974 at Washington, (2nd period)
FASTEST WINNING GOAL:	12 seconds - Nick Harbaruk, Nov. 17, 1973 vs. NY Islanders, (1st period)
FASTEST TWO GOALS, ONE PLAYER:	8 seconds - Joe Mullen, Jan. 5, 1982 vs. Minnesota
FASTEST TWO GOALS, TWO DIFFERENT PLAYERS:	6 seconds - David Backes and Andy McDonald, Oct. 11, 2010 vs. Anaheim
FASTEST THREE GOALS, THREE DIFFERENT PLAYERS:	49 seconds - I. Laperriere, E. Tikkanen & A. Creighton, April 3, 1995 vs. Toronto, (2nd period)



ST. LOUIS BLUES ALL-TIME INDIVIDUAL RECORDS

GOALTENDING

MOST GAMES, CAREER:	347 - Mike Liut
MOST GAMES, ONE SEASON:	79 - Grant Fuhr, 1995-96
MOST CONSECUTIVE STARTS, ONE SEASON:	76 - Grant Fuhr, 1995-96**
MOST MINUTES PLAYED, CAREER:	20,010 - Mike Liut
MOST MINUTES PLAYED, ONE SEASON:	4,365 - Grant Fuhr, 1995-96
MOST GOALS AGAINST, CAREER:	1,194 - Mike Liut
MOST GOALS AGAINST, ONE SEASON:	250 - Mike Liut, 1981-82
MOST SHOTS AGAINST, ONE SEASON:	2,382 - Curtis Joseph, 1993-94
MOST SHOTS SAVED, ONE SEASON:	2,169 - Curtis Joseph, 1993-94
HIGHEST SAVE PERCENTAGE, ONE SEASON (MINIMUM 25 GAMES PLAYED):	.940% - Brian Elliott, 2011-12
MOST WINS, CAREER:	151 - Mike Liut
MOST WINS, ONE SEASON:	42 - Roman Turek, 1999-2000
FASTEST GOALTENDER TO WIN 100 GAMES:	Brian Elliott - (100 wins in 175 games)
LOWEST GOALS AGAINST AVERAGE, ONE SEASON:	1.56 - Brian Elliott, 2011-2012
MOST SHUTOUTS, CAREER:	25 - Brian Elliott
MOST SHUTOUTS, ONE SEASON:	9 - Brian Elliott, 2011-12
MOST CONSECUTIVE SHUTOUT GAMES:	3 - (4x) Last, Brian Elliott, Mar. 19-25, 2016
MOST CONSECUTIVE SHUTOUT GAMES HOME:	3 - Greg Millen, Dec. 1 - Dec. 6, 1988-89
MOST CONSECUTIVE SHUTOUT GAMES ROAD:	3 - Brian Elliott, Apr. 7 - Apr. 21, 2012-13
MOST CONSECUTIVE MINUTES PLAYED WITHOUT ALLOWING A GOAL:	241:33 - Brian Elliott, March 15 - April 4, 2011-12
MOST CONSECUTIVE MINUTES PLAYED WITHOUT ALLOWING A GOAL HOME:	202:52 - Greg Millen, Nov. 24 - Dec. 8, 1988-89
MOST CONSECUTIVE MINUTES PLAYED WITHOUT ALLOWING A GOAL ROAD:	201:19 - Brian Elliott, Apr. 7, 2013 - Apr. 21 2013
MOST CONSECUTIVE GAMES WON:	10 - Brent Johnson, 2001-02 (Jan. 3 - Jan. 23)
MOST CONSECUTIVE GAMES UNBEATEN:	10 - Brent Johnson, 2001-02 (Jan. 3 - Jan. 23)
MOST CONSECUTIVE GAMES TIED:	3 - Curtis Joseph, 1991-92 (Oct. 26-Oct. 30)

** NHL Record

PENALTIES

MOST PENALTY MINUTES, CAREER:	1,786 - Brian Sutter
MOST PENALTY MINUTES, ONE SEASON:	306 - Bob Gassoff, 1975-76
MOST PENALTY MINUTES, ONE SEASON, CENTER:	209 - Perry Turnbull, 1980-81
MOST PENALTY MINUTES, ONE SEASON, LEFT WING:	254 - Brian Sutter, 1982-83
MOST PENALTY MINUTES, ONE SEASON, RIGHT WING:	278 - Kelly Chase, 1993-94
MOST PENALTY MINUTES, ONE SEASON, ROOKIE:	244 - Kelly Chase, 1989-90
MOST MINORS, ONE SEASON:	82 - Bob Gassoff, 1976-77
MOST MAJORS, ONE SEASON:	26 - Brian Sutter, 1980-81
MOST MISCONDUCTS, ONE SEASON:	10 - Steve Durbano, 1972-73
MOST PENALTY MINUTES, ONE GAME:	57 - Reed Low, Feb. 28, 2002 at Calgary
MOST PENALTY MINUTES, ONE PERIOD:	57 - Reed Low, Feb. 28, 2002 at Calgary (2nd period)

HIGHS

MOST SEASONS:	13 - Bernie Federko, 1976-77 through 1988-89
MOST CONSECUTIVE GAMES, SCORING POINTS:	25 - Brett Hull, 1991-92, Nov. 28 - Jan. 23 (31 goals - 15 assists = 46 points)
MOST CONSECUTIVE GAMES, SCORING GOALS:	10 - (2x) last, Brett Hull, Dec. 19, 1991 to Jan. 8, 1992
MOST CONSECUTIVE GAMES, RECORDING ASSISTS:	12 - Pierre Turgeon, Dec. 4 - 30, 1999
MOST CONSECUTIVE GAMES SCORING GOALS FROM START OF SEASON:	
6 - Keith Tkachuk, Oct. 10-Oct. 22, 2008 (7 goals total)	
MOST SHOTS, ONE SEASON:	408 - Brett Hull, 1991-92
MOST SHOTS, ONE GAME:	13 - (3 players) (last, Al MacInnis, April 3, 1997 vs. NY Islanders)
MOST 20-OR-MORE GOAL SEASONS:	11 - Bernie Federko, 1978-79 through 1988-89
MOST CONSECUTIVE 20-OR-MORE GOAL SEASONS:	11 - Bernie Federko, 1978-79 through 1988-89
MOST 30-OR-MORE GOAL SEASONS:	8 - Brett Hull (1988-94 & 1995-97), Garry Unger (1971-79)
MOST CONSECUTIVE 30-OR-MORE GOAL SEASONS:	8 - Garry Unger (1971-79)
MOST 40 OR MORE GOAL SEASONS:	8 - Brett Hull (1988-94 & 1995-97)
MOST CONSECUTIVE 40-OR-MORE GOAL SEASONS:	6 - Brett Hull (1988-94)
MOST 50 OR MORE GOAL SEASONS:	5 - Brett Hull (1989-94)
MOST CONSECUTIVE 50-OR-MORE GOAL SEASONS:	5 - Brett Hull (1989-94)
MOST 60-OR-MORE GOAL SEASONS:	3 - Brett Hull (1989-92)
MOST CONSECUTIVE 60-OR-MORE GOAL SEASONS:	3 - Brett Hull (1989-92)
MOST 70-OR-MORE GOAL SEASONS:	3 - Brett Hull (1989-92)
MOST CONSECUTIVE 70-OR-MORE GOAL SEASONS:	3 - Brett Hull (1989-92)
MOST 80-OR-MORE GOAL SEASONS:	1 - Brett Hull (1990-91)
MOST 100 OR MORE POINT SEASONS:	4 - Brett Hull & Bernie Federko
MOST CONSECUTIVE 100-OR-MORE POINT SEASONS:	4 - Brett Hull (1989-1993)

BLUES HISTORY

ST. LOUIS BLUES MANAGEMENT HISTORY

ST. LOUIS BLUES OWNERS

Tom Stillman and Partners	2012 - present
Dave Checketts and SCP Worldwide	2006 - 2012
Bill Laurie	1999 - 2006
Kiel Center Partners	1991 - 1999
Mike Shanahan	1986 - 1991
Harry Ornest	1983 - 1986
Ralston Purina	1977 - 1983
Sidney Salomon Jr. & Sidney Salomon III	1966 - 1977

ST. LOUIS BLUES PRESIDENTS

Chris Zimmerman	2014 - present
Doug Armstrong	2013 - present
Bruce Affleck	2013 - 2014
John Davidson	2006 - 2011
Mark Sauer	1996 - 2006
Jack Quinn	1986 - 1996
Harry Ornest	1983 - 1986
Emile Francis	1977 - 1983
Sidney Salomon, III	1973 - 1977
Sidney Salomon, Jr.	1967 - 1973

ST. LOUIS BLUES HEAD COACHES

Craig Berube	Nov. 21, 2018 - present
Mike Yeo	Feb. 2, 2017 - Nov. 19, 2018
Ken Hitchcock	Nov. 6, 2011 - Jan. 31, 2017
Davis Payne	Jan. 2, 2010 - Nov. 6, 2011
Andy Murray	Dec. 12, 2006 - Jan. 2, 2010
Mike Kitchen	Feb. 24, 2004 - Dec. 11, 2006
Joel Quenneville	Jan. 6, 1997 - Feb. 24, 2004
Jim Roberts	Dec. 19, 1996 - Jan. 6, 1997
Mike Keenan	July 17, 1994 - Dec. 19, 1996
Bob Berry	Oct. 29, 1992 - July 17, 1994
Bob Plager	May 1, 1992 - Oct. 29, 1992
Brian Sutter	June 20, 1988 - May 1, 1992
Jacques Martin	June 26, 1986 - May 17, 1988
Jacques Demers	Aug. 17, 1983 - June 13, 1986
Barclay Plager	Dec. 14, 1982 - April 11, 1983
Emile Francis	Mar. 8, 1982 - Dec. 14, 1982
Red Berenson	Dec. 8, 1979 - Mar. 8, 1982
Barclay Plager	Feb. 16, 1978 - Dec. 8, 1979
Leo Boivin	Aug. 5, 1977 - Feb. 16, 1978
Emile Francis	Sept. 14, 1976 - Aug. 5, 1977
Leo Boivin	Jan. 5, 1976 - Sept. 14, 1977
Lynn Patrick	Dec. 14, 1975 - Jan. 5, 1976
Garry Young	Nov. 4, 1974 - Dec. 14, 1975
Lynn Patrick	Oct. 30, 1974 - Nov. 4, 1974
Lou Angotti	Feb. 16, 1974 - Oct. 30, 1974
Jean-Guy Talbot	Nov. 9, 1972 - Feb. 16, 1974
Al Arbour	Dec. 25, 1971 - Nov. 9, 1972
Bill McCreary	Oct. 31, 1971 - Dec. 25, 1971
Sid Abel	May 7, 1971 - Oct. 31, 1971
Scotty Bowman	Feb. 8, 1971 - April 30, 1971
Al Arbour	June 5, 1970 - Feb. 8, 1971
Scotty Bowman	Nov. 22, 1967 - June 5, 1970
Lynn Patrick	Oct. 11, 1967 - Nov. 22, 1967

ST. LOUIS BLUES GENERAL MANAGERS

Doug Armstrong	2010 - present
Larry Pleau	1997 - 2010
Ronald Caron	1996 - 1997
Mike Keenan	1994 - 1996
Ronald Caron	1983 - 1994
Emile Francis	1976 - 1983
Denis Ball	1975 - 1976
Gerry Ehman	1974 - 1975
Charles Catto	1973 - 1974
Sid Abel	1972 - 1973
Lynn Patrick	1971 - 1972
Scotty Bowman	1968 - 1971
Lynn Patrick	1967 - 1968

ST. LOUIS BLUES CAPTAINS

Alex Pietrangelo	2016 - present
David Backes	2011 - 2016
Eric Brewer	2008 - 2011
Dallas Drake	2005 - 2007
Al MacInnis	2002 - 2004
Chris Pronger	1997 - 2002
No captain, three alternate captains	1996 - 1997
Wayne Gretzky	1996 - 1996
Shayne Corson	1995 - 1996
Brett Hull	1992 - 1995
Garth Butcher	1991 - 1992
Scott Stevens	1990 - 1991
Rick Meagher	1989 - 1990
Bernie Federko	1988 - 1989
Brian Sutter	1979 - 1988
Barry Gibbs	1978 - 1979
Red Berenson	1977 - 1978
Appointment game by game basis	1976 - 1977
Barclay Plager	1972 - 1976
Jimmy Roberts (before trade)	1971-1972
Barclay Plager (after trade)	1970 - 1972
Bob Plager (after trade)	1970 - 1972
Frank St. Marseille (after trade)	1970 - 1972
Garry Unger (after trade)	1970 - 1972
Red Berenson (until trade)	1970 - 1971
Al Arbour	1967 - 1970



ST. LOUIS BLUES

ST. LOUIS BLUES ALL-TIME COACHING REGISTER

COACH	YEAR	W	L	T	OTL	PTS
Craig Berube	2018-19	38	19	--	6	82
Mike Yeo	2018-19	7	9	--	3	17
Mike Yeo	2017-18	44	32	--	6	94
Mike Yeo	2016-17	22	8	--	2	46
Ken Hitchcock	2016-17	24	21	--	5	53
Ken Hitchcock	2015-16	49	24	--	9	107
Ken Hitchcock	2014-15	51	24	--	7	109
Ken Hitchcock	2013-14	52	23	--	7	111
Ken Hitchcock	2012-13	29	17	--	2	60
Ken Hitchcock	2011-12	43	15	--	11	97
Davis Payne	2011-12	6	7	--	0	12
Davis Payne	2010-11	38	33	--	11	87
Davis Payne	2009-10	23	15	--	4	50
Andy Murray	2009-10	17	17	--	6	40
Andy Murray	2008-09	41	31	--	10	92
Andy Murray	2007-08	33	36	--	13	79
Andy Murray	2006-07	27	18	--	9	63
Mike Kitchen	2006-07	7	17	--	4	18
Mike Kitchen	2005-06	21	46	--	15	57
Mike Kitchen	2003-04	10	7	4	0	24
Joel Quenneville	2003-04	29	23	7	2	67
Joel Quenneville	2002-03	41	24	11	6	99
Joel Quenneville	2001-02	43	27	8	4	98
Joel Quenneville	2000-01	43	22	12	5	103
Joel Quenneville	1999-00	51	19	11	1	114
Joel Quenneville	1998-99	37	32	13	-	87
Joel Quenneville	1997-98	45	29	8	-	98
Joel Quenneville	1996-97	18	15	7	-	43
Jim Roberts	1996-97	3	3	3	-	9
Mike Keenan	1996-97	15	17	1	-	31
Mike Keenan	1995-96	32	34	16	-	80
Mike Keenan	1994-95	28	15	5	-	61
Bob Berry	1993-94	40	33	11	-	91
Bob Plager	1992-93	4	6	1	-	9
Bob Berry	1992-93	33	30	10	-	76
Brian Sutter	1991-92	36	33	11	-	83
Brian Sutter	1990-91	47	22	11	-	105
Brian Sutter	1989-90	37	34	9	-	83
Brian Sutter	1988-89	33	35	12	-	78
Jacques Martin	1987-88	34	38	8	-	76
Jacques Martin	1986-87	32	33	15	-	79
Jacques Demers	1985-86	37	34	9	-	83
Jacques Demers	1984-85	37	31	12	-	86
Jacques Demers	1983-84	32	41	7	-	71
Emile Francis	1982-83	10	19	3	-	23
Barclay Plager	1982-83	15	21	12	-	42
Red Berenson	1981-82	28	34	6	-	62
Emile Francis	1981-82	4	6	2	-	10
Red Berenson	1980-81	45	18	17	-	107
Red Berenson	1979-80	27	20	9	-	63
Barclay Plager	1979-80	7	14	3	-	17
Barclay Plager	1978-79	18	50	12	-	48
Leo Boivin	1977-78	11	36	7	-	29
Barclay Plager	1977-78	9	11	6	-	24
Emile Francis	1976-77	32	39	9	-	73
Leo Boivin	1975-76	17	17	9	-	43
Garry Young	1975-76	9	15	5	-	23
Lynn Patrick	1975-76	3	5	0	-	6
Garry Young	1974-75	32	26	11	-	75
Lou Angotti	1974-75	2	5	2	-	6
Lynn Patrick	1974-75	1	0	1	-	3
Jean-Guy Talbot	1973-74	22	25	8	-	52
Lou Angotti	1973-74	4	15	4	-	12
Jean-Guy Talbot	1972-73	30	28	7	-	67
Al Arbour	1972-73	2	6	5	-	9
Al Arbour	1971-72	19	19	6	-	44
Sid Abel	1971-72	3	6	1	-	7
Bill McCreary	1971-72	6	14	4	-	16
Al Arbour	1970-71	21	15	14	-	56
Scotty Bowman	1970-71	13	10	5	-	31
Scotty Bowman	1969-70	37	27	12	-	86
Scotty Bowman	1968-69	37	25	14	-	88
Scotty Bowman	1967-68	23	21	14	-	60
Lynn Patrick	1967-68	4	10	2	-	10

BLUES HISTORY

RESULT OF COACH'S FIRST GAME

COACH	DATE	OPPONENT	SCORE	RESULT
Craig Berube	11/21/18	@ Nashville	1-4	L
Mike Yeo	2/2/17	vs. Toronto	5-1	W
Ken Hitchcock	11/8/11	vs. Chicago	3-0	W
Davis Payne	1/2/10	vs. Chicago	3-6	L
Andy Murray	12/12/06	vs. Chicago	2-3	L
Mike Kitchen	2/26/04	@ Colorado	2-2	T
Joel Quenneville	1/7/97	vs. Edmonton	2-5	L
Jim Roberts	12/19/96	vs. Pittsburgh	0-4	L
Mike Keenan	1/20/95	@ San Jose	5-2	W
Bob Berry	10/31/92	vs. Philadelphia	6-4	W
Bob Plager	10/6/92	vs. Minnesota	6-4	W
Brian Sutter	10/6/88	@ Minnesota	8-3	W
Jacques Martin	10/9/86	@ Los Angeles	4-3	W
Jacques Demers	10/4/83	vs. Pittsburgh	5-3	W
Barclay Plager	12/14/82	vs. Winnipeg	4-3	L
Emile Francis	3/9/82	vs. NY Islanders	6-4	L
Red Berenson	12/11/79	vs. Pittsburgh	3-3	T
Barclay Plager	2/18/78	vs. Vancouver	4-3	W
Emile Francis	10/7/76	vs. Chicago	6-4	L
Leo Boivin	1/6/76	vs. NY Rangers	5-2	W
Lynn Patrick	12/14/75	@ Chicago	4-3	W
Garry Young	11/5/74	vs. Los Angeles	4-3	L
Lynn Patrick	10/31/74	@ Los Angeles	1-1	T
Lou Angotti	2/16/73	vs. Minnesota	4-2	L
Jean-Guy Talbot	11/11/72	vs. Toronto	1-0	W
Al Arbour	12/25/71	vs. Buffalo	5-5	T
Bill McCreary	11/3/71	@ Montreal	5-1	L
Sid Abel	10/9/71	vs. Chicago	4-2	L
Scotty Bowman	2/7/71	@ Philadelphia	6-2	W
Al Arbour	10/10/70	vs. NY Rangers	3-1	W
Scotty Bowman	11/22/67	vs. Montreal	3-1	L
Lynn Patrick	10/11/67	vs. Minnesota	2-2	T

ROAD OPENERS

DATE	OPPONENT	SCORE	RESULT
10/4/17	Pittsburgh	5-4	OTW
10/12/16	Chicago	5-2	W
10/2/09**	Detroit	4-3	W
10/4/07	Phoenix	2-3	L
10/5/06	San Jose	4-5	OTL
10/5/05	Detroit	1-5	L
10/10/03	Phoenix	1-2	OTL
10/4/01	Columbus	4-4	T
10/5/00	Phoenix	1-4	L
10/10/98	Boston	3-3	T
10/7/95	Washington	1-4	L
1/10/95	San Jose	5-2	W
10/5/91	New Jersey	2-7	L
10/4/90	Minnesota	3-2	W
10/5/89	Chicago	8-3	W
10/6/88	Minnesota	8-3	W
10/8/87	Vancouver	2-8	L
10/9/86	Los Angeles	4-3	W
10/12/85	Vancouver	4-3	W
10/11/84	Calgary	4-2	W
10/6/82	Detroit	2-1	W
10/9/79	Vancouver	5-2	W
10/11/78	Detroit	5-4	W
10/12/77	Pittsburgh	2-4	L
10/8/75	Detroit	1-1	T
10/9/74	California	4-4	T
10/10/73	California	1-2	L
10/11/68	Chicago	3-4	L

**Denotes game in Sweden

HOME OPENERS

DATE	OPPONENT	SCORE	RESULT
10/4/18	Winnipeg	1-5	L
10/8/15	Edmonton	3-1	W
10/9/14	New York Rangers	2-3	L
10/3/13	Nashville	4-2	W
1/19/13	Detroit	6-0	W
10/8/11	Nashville	2-4	L
10/9/10	Philadelphia	2-1	OTW
10/10/08	Nashville	5-2	W
10/10/02	Anaheim	3-4	L
10/2/99	Phoenix	1-2	L
10/1/97	Buffalo	1-3	L
10/4/96	Colorado	4-2	W
10/7/93	Florida	5-3	W
10/6/92	Minnesota	6-4	W
10/4/83	Pittsburgh	5-3	W
10/6/81	Pittsburgh	6-2	W
10/9/80	Hartford	8-6	W
10/7/76	Chicago	4-6	L
10/7/72	Philadelphia	4-4	T
10/9/71	Chicago	2-4	L
10/10/70	New York Rangers	3-1	W
10/11/69	Chicago	7-2	W
10/11/67	Minnesota	2-2	T

BLUES ALL-TIME COACHING RECORD

COACH	GAMES	W	L	T	OTL	PCTG.
Joel Quenneville	593	307	191	77	18	.582
Ken Hitchcock	413	248	124	--	41	.650
Brian Sutter	320	153	124	43	--	.545
Andy Murray	258	118	102	--	38	.531
Scotty Bowman	239	110	83	45	--	.554
Jacques Demers	240	106	106	28	--	.500
Red Berenson	204	100	72	32	--	.569
Mike Keenan	163	75	66	22	--	.528
Mike Yeo	133	73	49	--	11	.590
Bob Berry	157	73	63	21	--	.532
Davis Payne	137	67	55	--	15	.543
Jacques Martin	160	66	71	23	--	.484
Jean-Guy Talbot	120	52	53	15	--	.496
Barclay Plager	178	49	96	33	--	.368
Emile Francis	124	46	64	14	--	.427
Al Arbour	107	42	40	25	--	.509
Garry Young	98	41	41	16	--	.500
Craig Berube	63	38	19	--	6	.651
Mike Kitchen	131	38	70	4	19	.377
Leo Boivin	97	28	53	16	--	.371
Lynn Patrick	26	8	15	3	--	.365
Bill McCreary	24	6	14	4	--	.333
Lou Angotti	32	6	20	6	--	.281
Bob Plager	11	4	6	1	--	.409
Jim Roberts	9	3	3	3	--	.500
Sid Abel	10	3	6	1	--	.350



ST. LOUIS BLUES HONORS & AWARDS

BLUES INDUCTED INTO HALL OF FAME

PLAYERS	Year
Guy Carbonneau	2019
Vaclav Nedomansky	2019
Martin Brodeur	2018
Paul Kariya	2017
Chris Pronger	2015
Phil Housley	2015
Brendan Shanahan	2013
Adam Oates	2012
Doug Gilmour	2011
Brett Hull	2009
Glenn Anderson	2008
Al MacInnis	2007
Scott Stevens	2007
Grant Fuhr	2003
Bernie Federko	2002
Dale Hawerchuk	2001
Joe Mullen	2000
Wayne Gretzky	1999
Peter Stastny	1998
Guy Lapointe	1993
Jacques Plante	1978
Glenn Hall	1975
Dickie Moore	1974
Doug Harvey	1973

BUILDERS	Year
Cliff Fletcher	2004
Roger Neilson	2002
Al Arbour	1996
Scotty Bowman	1991
Emile Francis	1982
Lynn Patrick	1980

MEDIA	Year
John Davidson	2009
Dan Kelly	1989

UNITED STATES HALL OF FAME

PERSONNEL	Year
Larry Pleau	2000

PLAYERS	Year
Scott Young	2017
Doug Weight	2013
Bill Guerin	2013
Keith Tkachuk	2011
Tom Barrasso	2009
Brett Hull	2008
Phil Housley	2004
Mark Johnson	2004
Dave Christian	2001
Doug Palazzari	2000
Gordie Roberts	1999
Joe Mullen	1998
Craig Patrick	1996

PRESIDENTS' TROPHY

1999-2000
(51-20-11-1, 114 points)

HART MEMORIAL TROPHY

Chris Pronger	2000
Brett Hull	1991

CALDER MEMORIAL TROPHY

Barret Jackman	2003
----------------	------

JAMES NORRIS MEMORIAL TROPHY

Chris Pronger	2000
Al MacInnis	1999

VEZINA TROPHY

Jacques Plante, Glenn Hall	1969
----------------------------	------

WILLIAM M. JENNINGS TROPHY

Jaroslav Halak, Brian Elliott	2012
Roman Turek	2000

LADY BYNG TROPHY

Pavol Demitra	2000
Brett Hull	1990
Phil Goyette	1970

FRANK J. SELKE TROPHY

Ryan O'Reilly	2019
Rick Meagher	1990

CONN SMYTHE TROPHY

Ryan O'Reilly	2019
Glenn Hall	1968

JACK ADAMS AWARD

Ken Hitchcock	2012
Joel Quenneville	2000
Brian Sutter	1991
Red Berenson	1981

BILL MASTERTON MEMORIAL TROPHY

Jamie McLennan	1998
Blake Dunlop	1981

LESTER PATRICK TROPHY

Larry Pleau	2002
Dan Kelly, Lynn Patrick	1989
Emile Francis	1982

LESTER B. PEARSON AWARD

Brett Hull	1991
Mike Liut	1981

KING CLANCY MEMORIAL TROPHY

Kelly Chase	1998
-------------	------

GENERAL MANAGER OF THE YEAR

Doug Armstrong	2012
----------------	------

NHL FIRST TEAM ALL-STAR

Al MacInnis	2002-03, 1998-99
Chris Pronger	1999-2000
Brendan Shanahan	1993-94
Al MacInnis	1998-99
Brett Hull	1991-92, 1990-91, 1989-90
Mike Liut	1980-81
Glenn Hall	1968-69

NHL SECOND TEAM ALL-STAR

Vladimir Tarasenko	2014-15, 2015-16
Alex Pietrangolo	2013-14, 2011-12
Roman Turek	1999-2000
Chris Pronger	2003-04, 1997-98
Adam Oates	1990-91

NHL ALL-ROOKIE TEAM

Jordan Binnington	2018-19
Colton Parayko	2015-16
Jake Allen	2014-15, 2012-13
Patrik Berglund	2008-09
Barret Jackman	2002-03
Jim Campbell	1996-97
Rod Brind'Amour	1989-90
Brian Benning	1986-87

100 POINT CLUB

Wayne Gretzky	1995-96
Brendan Shanahan	1993-94
Craig Janney	1992-93
Brett Hull	1992-93, 1991-92
	1990-91, 1989-90
Adam Oates	1990-91, 1989-90
Doug Gilmour	1986-87
Bernie Federko	1985-86, 1984-85
	1983-84, 1980-81

DODGE RAM TOUGH AWARD

Brett Hull	1990
------------	------

ALKA-SELTZER PLUS AWARD

Paul Cavallini	1990
----------------	------

BUD ICE PLUS-MINUS AWARD

Chris Pronger	2000, 1998
---------------	------------

PRO SET PLAYER OF THE YEAR

Brett Hull	1991
------------	------

BLUES BANNER SEASONS

2018-19 Stanley Cup Champions
2018-19 Western Conference Champions
2014-15 Central Division Champions
2011-12 Central Division Champions
1999-2000 Presidents' Trophy
1999-2000 Central Division Champions
1986-87 Norris Division Champions
1984-85 Norris Division Champions
1980-81 Smythe Division Champions
1976-77 Smythe Division Champions
1969-70 Western Division Champions
1968-69 Western Division Champions




ST. LOUIS BLUES RETIRED NUMBERS



Al MacInnis

Retired Apr. 9, 2006



Bob Gassoff

Retired Oct. 1, 1977




Bob Plager

Retired Feb. 2, 2017



Barclay Plager

Retired Mar. 24, 1981



Brian Sutter

Retired Dec. 30, 1988



Brett Hull

Retired Dec. 5, 2006



Bernie Federko

Retired Mar. 16, 1991



Dan Kelly

*Honored Banner

BLUES HISTORY

ST. LOUIS BLUES INDIVIDUAL ALL-STAR STATISTICS

PLAYER	GP	G	A	PTS
Brett Hull	7	3	7	10
Ryan O'Reilly	1	2	5	7
Adam Oates	2	1	5	6
Vladimir Tarasenko	3	1	4	5
Garry Unger	7	1	3	4
Pavol Demitra	3	3	0	3
Red Berenson	3	1	2	3
Brian Sutter	3	0	3	3
Chris Pronger	4	0	3	3
David Backes	1	0	3	3
Kevin Shattenkirk	1	1	1	2
Brendan Shanahan	1	2	0	2
Noel Picard	1	0	2	2
Bernie Federko	2	0	2	2
Bill Guerin	1	0	2	2
Keith Tkachuk	2	1	1	2
Al MacInnis	6	1	0	1
Wayne Babych	1	1	0	1
Jim Roberts	2	1	0	1
Doug Harvey	1	0	1	1
Don Awrey	1	0	1	1
Barclay Plager	4	0	1	1
Brayden Schenn	1	0	0	0
Alex Pietrangelo	1	0	0	0
Rob Ramage	3	0	0	0
Gary Sabourin	2	0	0	0
Ab McDonald	2	0	0	0
Doug Weight	1	0	0	0
Tim Ecclestone	1	0	0	0
Scott Stevens	1	0	0	0
Pierre Turgeon	1	0	0	0
Paul Cavallini	1	0	0	0
Mark Hunter	1	0	0	0
Garth Butcher	1	0	0	0
Frank St. Marseille	1	0	0	0
Al Arbour	1	0	0	0
GOALTENDERS	GP	MINS	GA	AVG
Glenn Hall	2	50	1	1.20
Jacques Plante	2	50	1	1.20
Mike Liut	1	31	0	0.00
Ernie Wakely	1	30	0	0.00
Roman Turek	1	20	2	6.00
Curtis Joseph	1	20	3	9.00
Manny Legace	1	20	3	9.00
Brian Elliott	2	40	12	18.00

ST. LOUIS BLUES ALL-STAR GAME APPEARANCES

2019	Ryan O'Reilly
2018	Alex Pietrangelo, Brayden Schenn
2017	Vladimir Tarasenko
2016	Vladimir Tarasenko
2015	Brian Elliott, Kevin Shattenkirk, Vladimir Tarasenko
2014	NO ALL-STAR GAME HELD
2013	NO ALL-STAR GAME HELD
2012	Brian Elliott
2011	David Backes
2010	NO ALL-STAR GAME HELD
2009	Keith Tkachuk; (NHL Young Stars Game - Patrik Berglund and David Perron)
2008	Manny Legace; (NHL Young Stars Game - Erik Johnson and David Perron)
2007	Bill Guerin; (NHL Young Stars Game - Lee Stempniak)
2006	NO ALL-STAR GAME HELD
2005	NO ALL-STAR GAME HELD
2004	Chris Pronger, Keith Tkachuk
2003	Al MacInnis, Doug Weight; (NHL Young Stars Game - Barret Jackman)
2002	Chris Pronger, Pavol Demitra
2001	Chris Pronger^, Al MacInnis^
2000	Chris Pronger, Al MacInnis, Pavol Demitra, Pierre Turgeon, Roman Turek*
1999	Al MacInnis, Pavol Demitra, Chris Pronger
1998	Al MacInnis
1997	Brett Hull, Al MacInnis
1996	Brett Hull, Al MacInnis
1995	NO ALL-STAR GAME HELD
1994	Brett Hull, Curtis Joseph, Brendan Shanahan
1993	Brett Hull, Jeff Brown^, Garth Butcher
1992	Brett Hull, Adam Oates
1991	Brett Hull^, Scott Stevens, Adam Oates
1990	Brett Hull, Paul Cavallini
1989	Brett Hull
1988	Rob Ramage
1987	Rendez-Vous '87
1986	Mark Hunter, Rob Ramage
1985	Brian Sutter
1984	Rob Ramage
1983	Brian Sutter
1982	Brian Sutter
1981	Bernie Federko, Wayne Babych, Mike Liut
1980	Bernie Federko
1979	Challenge Cup
1978	Garry Unger
1977	Garry Unger
1976	Garry Unger
1975	Garry Unger
1974	Don Awrey, Barclay Plager, Garry Unger
1973	Garry Unger, Barclay Plager
1972	Garry Unger
1971	Tim Ecclestone, Ernie Wakely, Red Berenson, Barclay Plager, Jim Roberts, Gary Sabourin
1970	Red Berenson, Phil Goyette, Ab McDonald, Barclay Plager, Jacques Plante, Jim Roberts, Gary Sabourin, Frank St. Marseille, Glenn Hall
1969	Al Arbour, Red Berenson, Glenn Hall, Jacques Plante, Doug Harvey, Ab McDonald, Noel Picard
1968	Glenn Hall

Note: 1970 - McDonald, Goyette & Hall did not play

Current players in bold.

* Replaced Dominik Hasek

^ Did not participate due to injury



ST. LOUIS BLUES

ST. LOUIS BLUES ALL-TIME ATTENDANCE RECORDS

Season	Regular Season Total	Regular Season Average	Playoff Total	Playoff Average	Seating Capacity	Total Capacity	Percentage of Capacity
2018-19	711,823	17,362	240,752	18,519	18,200	952,575	96.9%
2017-18	752,624	18,356	DID NOT QUALIFY		18,724	752,624	95.9%
2016-17	754,571	18,864	96,953	19,390	19,150	861,750	98.8%
2015-16	756,483	18,450	196,330	19,633	19,150	952,813	96.3%
2014-15	760,349	18,545	58,567	19,522	19,150	818,916	97.1%
2013-14	717,433	17,498	58,858	19,619	19,150	776,291	92.10%
2012-13	429,630	17,901	54,562	18,187	19,150	484,192	88.70%
2011-12	771,207	18,809	97,047	19,409	19,150	785,150	98.3%
2010-11	785,150	19,150	DID NOT QUALIFY		19,150	785,150	100%
2009-10***	755,322	18,883	DID NOT QUALIFY		19,150	755,322	98.6%
2008-09	760,732	18,554	38,750	19,375	19,150	799,482	97.1%
2007-08	722,021	17,610	DID NOT QUALIFY		19,150	722,021	92.0%
2006-07	513,345	12,521	DID NOT QUALIFY		19,022	513,345	65.8%
2005-06	582,742	14,213	DID NOT QUALIFY		19,022	582,742	74.7%
2003-04	760,976	18,560	38,475	19,238	19,022	799,451	97.7%
2002-03	761,388	18,570	59,157	19,719	19,022	820,545	98.0%
2001-02	758,786	18,507	97,055	19,411	19,022	855,841	97.8%
2000-01	800,319	19,520	138,724	19,818	19,022	939,043	102.8%
1999-00	741,938	18,096	81,315	20,329	19,260	823,253	95.0%
1998-99	749,334	18,276	114,219	19,037	19,260	863,553	95.4%
1997-98	755,014	18,415	102,063	20,413	19,260	857,077	96.7%
1996-97	689,079	16,807	58,317	19,439	19,260	747,396	88.2%
1995-96	771,033	18,806	123,786	20,631	19,260	894,819	98.9%
1994-95**	467,730	19,489	76,844	19,211	19,260	544,574	101.0%
1993-94*	720,003	17,561	33,288	16,644	17,188	753,291	101.9%
1992-93	686,211	16,338	89,559	17,912	17,188	775,770	96.0%
1991-92	700,724	17,518	51,804	17,268	17,188	752,528	101.8%
1990-91	686,304	17,158	124,643	17,806	17,188	810,947	100.4%
1989-90	632,525	15,813	100,160	16,693	17,188	732,685	92.7%
1988-89	605,537	15,138	82,729	13,788	17,188	688,266	87.1%
1987-88	580,212	14,505	73,111	14,622	17,640	653,323	82.3%
1986-87	529,613	13,240	40,500	13,500	17,640	570,113	75.2%
1985-86	489,193	12,230	147,175	16,353	17,640	636,368	73.6%
1984-85	535,865	13,397	22,558	11,279	17,640	558,423	75.4%
1983-84	519,472	12,987	78,382	15,676	17,640	597,854	75.3%
1982-83	504,460	12,612	32,293	16,147	17,968	536,753	71.1%
1981-82	577,301	14,433	69,730	13,946	17,968	647,031	80.0%
1980-81	584,124	14,603	105,289	17,548	17,968	689,413	83.4%
1979-80	490,355	12,259	15,179	15,179	17,968	505,534	68.6%
1978-79	405,200	10,130	DID NOT QUALIFY		17,968	405,200	56.4%
1977-78	425,323	10,633	DID NOT QUALIFY		18,006	425,323	59.1%
1976-77	585,955	14,649	29,538	14,769	18,006	615,493	81.4%
1975-76	692,838	17,321	12,334	12,334	18,006	705,172	95.5%
1974-75	723,037	18,076	16,017	16,017	18,008	739,054	100.1%
1973-74	702,375	18,010	DID NOT QUALIFY		18,005	702,375	100.0%
1972-73	725,458	18,601	38,105	19,053	18,005	763,563	103.4%
1971-72	716,657	18,376	91,957	18,391	17,821	808,614	103.1%
1970-71	711,287	18,238	56,496	18,832	17,776	767,783	102.8%
1969-70	622,798	16,389	134,819	16,852	15,500	757,617	106.3%
1968-69	548,565	14,436	94,655	15,776	14,500	643,220	100.8%
1967-68	329,201	8,897	131,898	13,190	14,200	461,099	69.1%
TOTALS	33,059,623	16,379	3,403,993	17,392		36,473,841	90.6%

BLUES TEN LARGEST REGULAR SEASON CROWDS

1	20,803	Mar. 9, 1996	vs. Hartford
2	20,760	Mar. 22, 1996	vs. Anaheim
3	20,725	Mar. 5, 1996	vs. Florida
4	20,724	Mar. 28, 1996	vs. New Jersey
5	20,708	Mar. 24, 1996	vs. Detroit
6	20,679	Apr. 11, 1996	vs. Colorado
7	20,639	Apr. 4, 1996	vs. Toronto
8	20,590	Mar. 7, 1996	vs. Calgary
9	20,536	Dec. 26, 1997	vs. Chicago
10	20,523	Feb. 7, 1998	vs. Detroit

BLUES TEN SMALLEST REGULAR SEASON CROWDS

1	4,115	Dec. 19, 1973	vs. Los Angeles (ice storm)
2	5,126	Oct. 13, 1967	vs. Pittsburgh
3	5,234	Oct. 18, 1967	vs. Philadelphia
4	5,309	Dec. 13, 1967	vs. California
5	5,410	Nov. 30, 2006	vs. Nashville (ice storm)
6	5,583	Nov. 29, 1967	vs. Los Angeles
7	5,723	Jan. 3, 1968	vs. California
8	6,121	Nov. 1, 1967	vs. Boston
9	6,121	Jan. 13, 1979	vs. Vancouver
10	6,385	Oct. 23, 1985	vs. Minnesota

NOTES:

*1993-94 regular season total average is based on 41 games. The neutral site game in Sacramento, CA - which was credited as a Blues' home game was not included in this total.

** 1994-95 regular season is based on 24 games. A total of 29,221,276 fans (combined totals of regular season and playoffs) have seen 1,669 regular season and 152 playoff games for a total of 1,821 games played at Enterprise Center and St. Louis Arena. Preseason attendances are not included in the total.

***2009-10 regular season total average is based on 40 games. One of the neutral site games in Stockholm, Sweden was credited as a Blues' home game but was not included in this total.

The Blues have played in front of 473 sellout crowds (412 regular season and 61 playoff) at Enterprise Center prior to the start of the 2015-2016 season.

BLUES HISTORY

ST. LOUIS BLUES ALL-TIME AMATEUR DRAFT SELECTIONS

2019		102. Yannick Veilleux	211. David Fredriksson	86. Didier Tremblay
62. Nikita Alexandrov	132. Niklas Lundstrom	277. Jonathan Boutin	98. Jan Horacek	106. Jame Pollock
93. Colten Ellis	162. Ryan Tesink		149. Nicholas Bilotto	177. Ladislav Nagy
155. Kean Washkurak	192. Teemu Eronen	2003		206. Bobby Haglund
208. Vadim Zherenko		30. Shawn Belle	232. Dmitri Plekhanov	244. Marek Ivan
217. Jeremy Michel	2010			
2018		14. Jaden Schwartz	88. Konstantin Barulin	
25. Dominik Bokk	16. Vladimir Tarasenko	44. Sebastian Wannstrom	101. Konstantin Zakharov	
45. Scott Perunovich	74. Max Gardiner	104. Jani Hakanpaa	127. Alexandre Bolduc	
107. Joel Hoffer	104. Cody Beach	134. Stephen MacAulay	148. Lee Stempniak	
138. Hugh McGing	164. Stephen MacAulay		159. Chris Beckford-Tseu	
169. Mathias Laferrriere			189. Jonathan Lehun	
200. Tyler Tucker	2009		221. Evgeny Skachkov	
2017		17. David Rundblad	253. Andrei Pervyshin	
20. Robert Thomas	48. Brett Ponich	78. Sergei Andronov	284. Juhamatti Aaltonen	
31. Klim Kostin	108. Tyler Shattock	168. David Shields	2002	
113. Alexey Toropchenko	202. Max Tardy		48. Alexei Shkotov	
130. David Noel			62. Andrei Mikhnov	
175. Trenton Bourque			89. Tomas Troliga	
206. Anton Andersson	2008		120. Robin Jonsson	
	4. Alex Pietrangelo	33. Philip McRae	165. Justin Maiser	
26. Tage Thompson	34. Jake Allen	65. Jori Lehtera	190. D.J. King	
35. Jordan Kyrou	70. James Livingston	87. Ian Schultz	221. Jonas Johnson	
59. Evan Fitzpatrick	95. David Warsofsky	125. Kristoffer Berglund	253. Tom Koivisto	
119. Tanner Kaspick	155. Anthony Nigro	185. Paul Karpowich	284. Ryan MacMurchy	
125. Nolan Stevens			2001	
144. Conner Bleackley			57. Jay McClement	
209. Nikolaj Krag Christensen			89. Tuomas Nissinen	
211. Filip Helt			122. Igor Valeev	
	2007		159. Dmitri Semin	
56. Vince Dunn	13. Lars Eller	18. Ian Cole	190. Brett Scheffelmaier	
94. Adam Musil	26. David Perron	39. Simon Hjalmarsson	253. Petr Cajanek	
116. Glenn Gawdin	44. Aaron Palushaj	85. Brett Sonne	270. Grant Jacobsen	
127. Niko Mikkola	96. Cade Fairchild	100. Travis Erstad	283. Simon Skoog	
146. Luke Opiłka	100. Anthony Peluso	160. Trevor Nill		
176. Liam Dunda			2000	
	2006		30. Jeff Taffe	
21. Robby Fabbri	1. Erik Johnson	25. Patrik Berglund	65. David Morisset	
33. Ivan Barbashev	31. Tomas Kana	64. Jonas Junland	75. Justin Papineau	
52. Maxim Letunov	64. Ryan Turek	94. Reto Berra	96. Antoine Bergeron	
82. Jake Walman	106. Andy Sackrisson	124. Matthew McCollem	129. Troy Riddle	
94. Ville Husso	154. Alexander Hellstrom		167. Craig Weller	
110. Austin Poganski			229. Brett Lutes	
124. Jaedon Descheneau			261. Reinhard Divis	
172. C.J. Yakimowicz			293. Lauri Kinos	
176. Samuel Blais			1999	
202. Dwyer Tschantz			17. Barret Jackman	
	2005		85. Peter Snrek	
47. Thomas Vannelli	24. T.J. Oshie	37. Scott Jackson	114. Chad Starling	
57. William Carrier	85. Ben Bishop	156. Ryan Reaves	143. Trevor Byrne	
112. Zach Pochoiro	169. Mike Gauthier	171. Nicholas Drazenovic	180. Tore Vikingstad	
173. Santeri Saari	219. Nikolai Lemtyugov		203. Phil Osaer	
			221. Colin Hemingway	
	2004		232. Alexander Khavanov	
25. Jordan Schmaltz	17. Marek Schwarz	49. Carl Soderberg	260. Brian McMeekin	
56. Sam Kurker	83. Viktor Alexandrov	116. Michal Birner	270. James Desmarais	
67. Mackenzie MacEachern		136. Nikita Nikitin	1998	
86. Colton Parayko		180. Roman Polak	24. Christian Backman	
116. Nicholas Walters			41. Maxim Linnik	
146. Francois Tremblay			83. Matt Walker	
176. Petter Lindbohm			157. Brad Voth	
206. Tyrel Seaman			170. Andrei Troschinsky	
	2011		197. Brad Twordik	
32. Ty Rattie	17. Marek Schwarz	49. Carl Soderberg	225. Yevgeny Pastukh	
41. Dmitrij Jaskin	83. Viktor Alexandrov	116. Michal Birner	255. John Pohl	
46. Joel Edmundson			1997	
88. Jordan Binnington			40. Tyler Renette	



ST. LOUIS BLUES

- 109. Jeff Callinan
- 131. Bruce Gardiner
- 153. Terry Hollinger
- 175. Chris Kenady
- 197. Jed Fiebelkorn
- 219. Chris MacKenzie
- 241. Kevin Rappana
- 263. Mike Veisor

1990

- 33. Craig Johnson
- 54. Patrice Tardif
- 96. Jason Ruff
- 117. Kurtis Miller
- 138. Wayne Conlan
- 180. Parris Duffus

1990

- 201. Steve Widmeyer
- 222. Joe Hawley
- 243. Joe Fleming

1989

- 9. Jason Marshall
- 31. Rick Corriveau
- 55. Dennis Felsner
- 93. Daniel Laperriere
- 114. David Roberts
- 124. Derek Frenette
- 135. Jeff Batters
- 156. Kevin Plager
- 177. John Roderick
- 198. John Valo
- 219. Brian Lukowski

1988

- 9. Rod Brind'Amour
- 30. Adrien Plavsic
- 51. Rob Fournier
- 72. Jaan Luik
- 105. Dave Lacouture
- 114. Dan Fowler
- 135. Matt Hayes
- 156. John McCoy
- 177. Tony Twist
- 198. Bret Hediccan
- 219. Heath DeBoer
- 240. Michael Francis

1987

- 12. Keith Osborne
- 54. Kevin Miehme
- 59. Robert Nordmark
- 75. Darin Smith
- 82. Andy Rymsha
- 117. Rob Robinson
- 138. Todd Crabtree
- 159. Guy Hebert
- 180. Robert Dumas
- 201. David Marvin
- 207. Andy Cesarski
- 222. Dan Rolfe
- 243. Ray Savard

1986

- 10. Jocelyn Lemieux
- 31. Mike Posma
- 52. Tony Hejna
- 73. Glen Featherstone
- 87. Mike Wolak
- 115. Mike O'Toole
- 136. Andy May
- 157. Randy Skarda
- 178. Martyn Ball

- 199. Rod Thacker
- 220. Terry MacLean
- 234. Bill Butler
- 241. David O'Brien

1985

- 37. Herb Raglan
- 44. Nelson Emerson
- 54. Ned Desmond
- 100. Dan Brooks
- 121. Rich Burchill
- 138. Pat Jablonski
- 159. Scott Brickey
- 180. Jeff Urban
- 201. Vince Guidotti
- 222. Ron Saatzer
- 243. Dave Jecha

1984

- 26. Brian Benning
- 32. Tony Hrkac
- 50. Toby Duclon
- 53. Robert Dirk
- 56. Alan Perry
- 71. Graham Herring
- 92. Scott Paluch
- 113. Steve Tuttle
- 134. Cliff Ronning
- 148. Don Porter
- 155. Jim Vesey
- 176. Daniel Jomphe
- 196. Tom Tilley
- 217. Mark Cupolo
- 237. Mark Lanigan

1983

NONE

1982

- 50. Mike Posavad
- 92. Scott Machej
- 113. Perry Ganchar
- 134. Doug Gilmour
- 155. Chris Delaney
- 176. Matt Christensen
- 197. John Shumski
- 218. Brian Ahern
- 239. Peter Smith

1981

- 20. Marty Ruff
- 36. Hakan Nordin
- 62. Gord Donnelly
- 104. Mike Hickey
- 125. Peter Aslin
- 146. Erik Holmberg
- 167. Alain Vigneault
- 188. Dan Wood
- 209. Richard Zemplak

1980

- 12. Rick Wilson
- 54. Jim Pavese
- 75. Bob Brooke
- 96. Alain Lemieux
- 117. Perry Anderson
- 138. Roger Hagglund
- 159. Pat Rabbitt
- 180. Peter Lindgren
- 201. John Smyth

1979

- 2. Perry Turnbull
- 65. Bobby Crawford
- 86. Mark Reeds
- 107. Gilles Leduc

1978

- 3. Wayne Babych
- 39. Steve Harrison
- 72. Kevin Willison
- 89. Jim Nil
- 106. Steve Stockman
- 109. Paul MacLean
- 123. Denis Houle
- 140. Tony Meagher
- 143. Rick Simpson
- 157. Jim Lockhurst
- 160. Bob Froese
- 170. Dan Lerg
- 173. Risto Siitanen
- 175. Dan Hermansson
- 181. Jean-Francois Boutin
- 185. John Sullivan
- 188. Serge Menard
- 191. Don Boyd
- 197. Paul Stasiuk
- 200. Gerhard Truntschka
- 203. Victor Shkurdyuk
- 205. Carl Bloomberg
- 207. Terry Kitching
- 209. Brian O'Connor
- 210. Brian Crombeen
- 211. Mike Pidgeon
- 214. John Cochrane
- 216. Joe Casey
- 218. Jim Farrell
- 220. Frank Johnson
- 221. Blair Wheeler

1977

- 9. Scott Campbell
- 27. Neil Labatte
- 45. Tom Roulston
- 63. Tony Currie
- 81. Bruce Hamilton
- 99. Gary McMonagle
- 117. Matti Fors
- 132. Raimo Hirvonen
- 147. Bjorn Olsson

1976

- 7. Bernie Federko
- 20. Brian Sutter
- 25. John Smrke
- 43. Jim Kirkpatrick
- 56. Mike Liut
- 61. Paul Skidmore
- 97. Nels Goddard
- 113. Mike Eaves
- 121. Jacques Soquel
- 124. Dave Dornself
- 126. Brad Wilson
- 128. Dan Hoene
- 130. Goran Lindblom
- 132. Jim Bales
- 134. Anders Hakansson
- 135. Johani Wallenius

1975

- 27. Ed Staniowski
- 36. Jamie Masters
- 63. Rick Bourbonnais
- 81. Jim Gustafson
- 99. Jack Brownschidle
- 117. Doug Lindskog
- 135. Vic Lamby
- 151. Dave McNabb

1974

- 26. Bob Hess
- 43. Gordon Buynak
- 79. Mike Zuke
- 87. Don Wheldon
- 97. Mike Thompson
- 115. Terry Casey
- 132. Ron Tordoff
- 149. Paul-Andre Touzin
- 165. Jack Ahern
- 180. Mitch Babin
- 194. Doug Allan

1973

- 5. John Davidson
- 24. George Pesut
- 48. Bob Gassoff
- 72. Bill Laing
- 88. Randy Smith
- 104. John Wensink
- 120. Jean Tetreault

1972

- 9. Wayne Merrick
- 41. Jean Hamel
- 57. Murray Myers
- 73. Dave Johnson
- 89. Tom Simpson
- 105. Brian Coughlin
- 121. Gary Winchester

1971

- 4. Gene Carr
- 38. John Garrett
- 52. Derek Harker
- 66. Wayne Gibbs
- 80. Bernie Doan
- 94. Dave Smith
- 108. Jim Collins

1970

- 23. Murray Keogan
- 37. Ron Clime
- 51. Gord Brooks
- 65. Mike Stevens
- 79. Claude Moreau
- 85. Jack Taggart
- 92. Terry Marshall
- 104. Dave Tataryn
- 108. Bob Winograd
- 111. Mike Lampman
- 112. Jeff Rotsch
- 113. Al Calver
- 114. Jerry MacDonald
- 115. Gerry Haines

1969

- 19. Mike Lowe
- 30. Bernard Gagnon
- 42. Victor Teal
- 54. Brian Glenwright
- 66. Tommi Salmelainen
- 70. Dale Yutsyk
- 73. Bob Collyard
- 77. Dave Pulkkinen
- 80. Pat Lange
- 82. John Converse

1968

- 6. Gary Edwards
- 16. Curt Bennett

BLUES HISTORY

BLUES ALL-TIME NUMERICAL ROSTER

1. Glenn Hall, Don Caley, Jacques Plante, Gary Edwards, Ted Ouimet, Robbie Irons, Ernie Wakely, Jim McLeod, Wayne Stephenson, Eddie Johnston, Phil Myre, Mike Liut, Darrell May, Pat Jablonski, Brent Johnson, Roman Turek, Curtis Sanford, Brian Elliott
2. Fred Hucul, Doug Harvey, Ray Fortin, Bob Wall, Carl Brewer, Steve Durbano, Bryan Watson, Ted Harris, Larry Sacharuk, Rick Smith, Joe Zanussi, Len Frig, Bob Stewart, Terry Harper, Gerry Hart, Andre Dore, Dave Pichette, Craig Levie, Shawn Evans, Brian Benning, Scott Stevens, Rick Zombo, Curt Giles, Al MacInnis, RETIRED 4/9/06
3. Al Arbour, Fran Huck, Andre Dupont, Brent Hughes, Glenn Patrick, Bob Stumpf, Bob Gassoff, RETIRED 10/1/77
4. Noel Picard, Paul Curtis, Bob Gassoff, Gordon Buynak, Bruce Affleck, Dick Lamby, Bryan Maxwell, Scott Campbell, Kari Eloranta, Guy Lapointe, Rik Wilson, Charlie Bourgeois, Gordie Roberts, Rob Robinson, Rick Zombo, Dallas Eakins, Marc Bergevin, Eric Brewer, Kris Russell, Carl Gunnarsson - present
5. Bob Plager, Larry Giroux, Len Frig, Craig Norwich, Alain Vigneault, Guy Lapointe, Rob Ramage, Dave Richter, Harold Snepsts, Garth Butcher, Jeff Batters, Jeff Norton, Igor Kravchuk, Todd Gill, Alexei Gusasov, Barret Jackman, RETIRED 2/2/17
6. Jim Roberts, Chris Evans, Dave Gardner, Rick Bourbonnais, Larry Patey, Dave Barr, Tim Bothwell, Tony Twist, Garth Butcher, Murray Baron, Doug Crossman, Phil Housley, Doug Lidster, Jamie Rivers, Dave Ellett, Sean Hill, Ted Donato, Tom Koivisto, Eric Weinrich, Erik Johnson, Kent Huskins, Wade Redden, Zbynek Michalek, Joel Edmundson - present
7. Red Berenson, Garry Unger, Red Laurence, Joe Mullen, Cliff Ronning, Dan Quinn, Nelson Emerson, Alexei Kasatonov, Greg Gilbert, Ricard Persson, Mike Van Ryn, Keith Tkachuk, Pat Maroon
8. Ron Attwell, Barclay Plager, Darryl Edestrand, Ron Schock, Steve Durbano, Rick Bowness, RETIRED 3/24/81
9. Roger Picard, Frank St. Marseille, Ab Demarco, Greg Polis, Murray Kuntz, Red Berenson, Mike Walton, Neil Labatte, Perry Turnbull, Doug Gilmour, Mike Bullard, Peter Zezel, Geoff Courtnall, Jason Ruff, Denny Felsner, Glenn Anderson, Shayne Corson, Darren Turcotte, Tyson Nash, Jeff Heerema, Jame Pollock, Jay McClement, Paul Kariya, Jaden Schwartz, Steve Ott, Scottie Upshall, Sammy Blais - present
10. Ron Schock, Phil Goyette, George Morrison, Wayne Merrick, Mike Lampman, John Wright, Brian Ogilvie, Bruce Cowick, Rick Bourbonnais, Rod Seiling, Jack Brownschilde, Wayne Babych, Mark Johnson, Bruce Bell, Tony McKeegney, Dave Lowry, Jim Montgomery, Esa Tikkanen, Dale Hawerchuk, Jim Campbell, Dallas Drake, Andy McDonald, Brenden Morrow, Joakim Lindstrom, Scottie Upshall, Brayden Schenn - present
11. Wayne Rivers, Gary Sabourin, Bert Wilson, Brian Sutter, RETIRED 12/30/88
12. Ron Stewart, Dickie Moore, Gary Veneruzzo, Terry Crisp, Noel Picard, Wayne Maki, Jaroslav Jirik, Fran Huck, Bob Collyard, Gordon Brooks, Jack Borotsik, Claude Larose, Rick Bowness, Joe Micheletti, Richie Hansen, Perry Anderson, Ron Flockhart, Dave Lowry, Adam Oates, Dave Roberts, Vitali Karamnov, Dale Hawerchuk, Kevin Sawyer, Rob Pearson, Chris Kenady, Derek King, Ladislav Nagy, Mike Keane, Cory Stillman, Steve Martins, Lee Stempniak, Kevin Shattenkirk, Scott Nichol, Derek Roy, Jori Lehtera, Zach Sanford - present
13. Yuri Khmylev, Ray Ferraro, Valeri Bure, Bill Guerin, Dan Hinote, Carlo Colaiacovo, Olli Jokinen
14. Tim Ecclestone, Norm Dennis, Wayne Connelly, Mike Murphy, Lou Angotti, Doug Palazzari, Bill Fairbairn, Rick Shinske, Blair Chapman, Doug Wickenheiser, Bill Root, Paul Cavallini, Kevin Miller, Todd Elik, Geoff Courtnall, Eric Boguniecki
15. Bill McCreary, Gene Carr, Jack Egers, Glen Sather, Ken Richardson, Mitch Babnik, Gilles Marotte, Tony Currie, Floyd Thomson, Mark Reeds, Ron Handy, Shane MacEachern, Jocelyn Lemieux, Craig Coxie, Paul MacLean, Craig Janney, Dave Roberts, Mike Hudson, Alexander Vasilevski, Marty Reasoner, Daniel Corso, Peter Sejna, Mike Glumac, Brad Winchester, Jamie Langenbrunner, Keith Aucoin, Robby Fabbri - present
16. Gerry Melynyk, Craig Cameron, Ron Anderson, Gary Veneruzzo, Brian Lavender, Jim Shires, Roger Lafreniere, Pierre Plante, Rod Seiling, Jack Brownschilde, Kevin LaVallee, Jocelyn Lemieux, Brett Hull RETIRED 12/5/06
17. Don McKenney, Jean-Guy Talbot, John Arbour, Gordon Kannegiesser, Larry Hornung, Phil Roberto, Bernie Lukowich, Jerry Butler, Inge Hammarstrom, Ed Kea, Guy Chouinard, Denis Cyr, Gino Cavallini, Denny Felsner, Basil McRae, Joe Murphy, Jochen Hecht, Sergei Varlamov, Ryan Johnson, Derek Armstrong, Vladimir Sobotka, Jaden Schwartz - present
18. Larry Keenan, Brit Selby, Floyd Thomson, Harvey Bennett, Rick LaPointe, Pat Hickey, Bobby Crawford, Doug Gilmour, Brian Benning, Doug Evans, Pat Hughes, Tony Hrkac, Ron Wilson, Tony Twist, Daniel Corso, Steve Dubinsky, Scott Pellerin, Mike Sillinger, Radek Dvorak, Jay McClement, Ty Rattie, Robert Thomas - present
19. Terry Crisp, Craig Cameron, Ray Fortin, Andre Boudrias, Jim Lorentz, Curt Bennett, Mike Lampman, Wayne Merrick, Connie Forey, Gordon Brooks, Frank Spring, Butch Williams, Stan Gilbertson, Denis Dupere, Derek Sanderson, Curt Bennett, Doug Palazzari, Blake Dunlop, John Markell, Perry Ganchar, Doug Evans, Eddy Beers, Perry Turnbull, Rod Brind'Amour, Brendan Shanahan, Chris McAlpine, Stephane Richer, Scott Mellanby, D.J. King, Stefan Della Rovere, Jay Bouwmeester - present
20. Darryl Edestrand, Gary Sabourin, Ray Fortin, Gary Veneruzzo, Ab McDonald, Jim Shires, Gerry Odrowski, Wayne Merrick, Chuck Hamilton, Joe Noris, Neil Komadoski, Bill Stewart, Jack Carlson, Mark Hunter, Tom Tilley, Lee Norwood, Adam Creighton, Mike Peluso, Rudy Poeschke, Peter Smrek, Eric Nickulas, Andy Roach, Simon Gache, Timofei Shishkanov, Jamie Rivers, Mike Johnson, Alexander Steen - present
21. Norm Beaudin, Claude Cardin, Craig Cameron, Larry Keenan, Camille Henry, Chris Bordeleau, Kevin O'Shea, Bernie MacNeil, John Wensink, Bill Collins, Bob MacMillan, Gary Holt, Mike Zuke, Dwight Schofield, Normand Baron, Todd Ewen, Jeff Brown, Dave Roberts, Guy Carbonneau, Paul Broten, Patrice Tardif, Joe Murphy, Jamal Mayers, Patrik Berglund, Tyler Bozak - present
22. Gordon Kannegiesser, Jean-Guy Talbot, Myron Stankiewicz, Norm Dennis, Bill Plager, Terry Gray, Ron Buchanan, Robbie Irons, Bill Sutherland, Jim Shires, Danny O'Shea, Nick Harbaruk, Rick Wilson, Brian Ogilvie, Dick Redmond, Barry Gibbs, Bobby Simpson, Jorgen Pettersson, Rick Meagher, Ron Sutter, Ian Laperriere, Dave Roberts, Craig MacIavish, Charlie Huddy, Craig Conroy, Martin Rucinsky, Mike Danton, Jeff Hoggan, Joel Perrault, Glen Metropolit, Brad Boyes, Kevin Shattenkirk, Chris Thorburn



ST. LOUIS BLUES

23. Darryl Edestrand, Bill Plager, Jean Hamel, Bob Hess, Hartland Monahan, Alain Lemieux, Luc Dufour, Lee Norwood, Larry Trader, Gaston Gingras, Adrien Plavsic, Rich Sutter, Dave Mackey, Craig Johnson, Craig MacTavish, Blair Atcheynum, Lubos Bartecko, Sergei Varlamov, Murray Baron, Trent Whitfield, Ian Cole, Andrew Murray, Dmitrij Jaskin
24. Curt Bennett, Mike Parizeau, Gordon Brooks, Larry Hornung, John Arbour, Gordon Kannegiesser, Bob McCord, Ace Bailey, J. Bob Kelly, Jim McCrimmon, Jamie Masters, Doug Palazzari, Bernie Federko, RETIRED 3/16/91
25. Norm Dennis, Curt Bennett, Wayne Stephenson, Larry Hornung, Connie Madigan, Larry Giroux, Don Wheldon, Chuck Lefley, Brian Ogilvie, Ken Richardson, Bob Murdoch, Paul MacLean, Bill Baker, Tim Bothwell, Mike Posavad, Herb Raglan, Ron Hoover, Jason Marshall, Vitali Prokhorov, Patrice Tardif, Peter Zezel, Pascal Rheaume, Mike Keane, Shjon Podein, Johnny Pohl, Pascal Rheaume, Dennis Wideman, Yan Stastny, Philip McRae, Chris Stewart, Chris Butler
26. Fran Huck, Gary Veneruzzo, Don Awrey, Brian Ogilvie, Dave Hrechkosy, Jamie Masters, Jim Roberts, Mike Crombeen, Terry Johnson, Michael Dark, Steve Bozek, Mike Lalor, David Bruce, Dave Mackey, Peter Stastny, Jay Wells, Konstantin Shafranov, Sergio Momesso, Michal Handzus, Justin Papineau, Petr Cajanek, Martin Rucinsky, B.J. Crombeen, Dmitrij Jaskin, Paul Stastny
27. Dave Gardner, Craig Patrick, Ted Irvine, John Smrke, Doug Palazzari, Bobby Crawford, Vaclav Nedomansky, Gilbert Delorme, Ric Nattress, Robert Nordmark, Sergio Momesso, Harold Snepsts, Dave Christian, Denis Chasse, Rob Pearson, Steve Leach, Terry Yake, Bryce Salvador, Alex Pietrangelo – present
28. Frank Spring, Rick Bourbonnais, Jamie Masters, Ralph Klassen, Greg Paslawski, Keith Osborne, Bob Bassen, Steve Duchesne, Brian Noonan, Ricard Persson, Brad Shaw, Todd Reirden, Matt Walker, Carlo Colaiacovo, Ian Cole, Kyle Brodziak, Jakub Jerabek
29. Yves Belanger, Doug Grant, Gord McTavish, Gerry Hart, Gary Edwards, Glen Hanlon, Curt Brackenbury, Greg Millen, Darin Kimble, Guy Hebert, Jim Hrivnak, Geoff Sarjeant, Bruce Racine, Jamie McLennan, Alex Khavanov, Ty Conklin, Brett Sterling, Jeff Woywitka, Steve Ott, Colin Fraser, Vince Dunn – present
30. Seth Martin, Jacques Plante, Robbie Irons, Gary Edwards, Ted Ouimet, Michel Plasse, Peter McDuffe, Jacques Caron, Wayne Stephenson, John Davidson, Yves Belanger, Phil Myre, Doug Grant, Paul Skidmore, Rick Heinz, Michel Larocque, Rick Wamsley, Vince Riendeau, Jon Casey, Rich Parant, Reinhard Divis, Tom Barraso, Chris Osgood, Jason Bacashihua, Ben Bishop, Martin Brodeur, Pheonix Copley
31. Ernie Wakely, Bob Johnson, Jim Watt, Ed Staniowski, Rick Heinz, Glen Hanlon, Curtis Joseph, Grant Fuhr, Chad Johnson
32. Jim Nill, Alain Vigneault, Doug Evans, Nelson Emerson, Doug Crossman, Donald Dufresne, Stephane Matteau, Mike Eastwood, Aris Brimanis, Vladimir Orszagh, Ville Nieminen, Chris Porter, Tage Thompson
33. Gilles Gratton, Doug Grant, Dick Lamby, Mark Reeds, Bill Stewart, Kent Carlson, Jim Vesey, Stephane Quintal, Bill Houlder, Stephane Matteau, Ken Sutton, Fred Knipscheer, Trent Yawney, Scott Pellerin, Reid Simpson, Eric Boguniecki, Steve Poapst, David Koci, Andy Wozniowski, Tyson Strachan, Jordan Leopold, Jordan Caron, Jordan Kyrou – present
34. Bob Hess, Rik Wilson, Mike Posavad, Robert Dirk, Dominic Lavoie, Randy Skarda, Murray Baron, Michel Picard, Reed Low, Manny Legace, Jake Allen – present
35. Brian Ogilvie, Jim Pavese, Steve Tuttle, Christer Olsson, Jim Carey, Brent Johnson, Hannu Toivonen, Chris Holt
36. Ken Richardson, Neil Labatte, Rob Tudor, Rob Whistle, Glen Featherstone, Philippe Bozon, Glenn Anderson, Kevin Sawyer, J.J. Daigneault, Scott Pellerin, Robert Petrovicky, Bryan Helmer, Dan Trebil, Jesse Boulerice, Micki Dupont, Matt D'Agostini, Troy Brouwer
37. Scott Harlow, Robert Dirk, Kevin Miehme, Dave Roberts, Jeff Batters, Roman Vopat, Patrice Tardif, Harry York, Jeff Finley, Dean McAmmond, Mike Glumac, Nathan Oystreck, Jani Hakanpaa
38. Dominic Lavoie, Igor Korolev, Gary Leeman, Pavol Demitra, Kevin Dallman, Brad Boyes, Dave Scatchard, Philip McRae
39. Scott Pellerin, Kelly Chase, Doug Weight, Ryan Miller, Nate Prosser, Mitch Reinke – present
40. Terry Richardson, Dave Thominson, Guy Hebert, Nathan LaFayette, Patrice Tardif, Fred Brathwaite, Patrick Lalime, Marek Schwarz, Max Lapierre, Carter Hutton
41. Michel Mongeau, Dan Laperriere, Alex Vasilevskii, Bob Bassen, Mike Zigomanis, Steve Regier, Jaroslav Halak, Robert Bortuzzo – present
42. Rory Fitzpatrick, Mark Rycroft, David Backes, Michael Del Zotto
43. Jeff Batters, Libor Zabransky, Jaroslav Obsut, Mike Van Ryn, Mike Stuart, Mike Weaver, Taylor Chorney, Jordan Schmalztz – present
44. Gordie Roberts, Mario Marois, Bret Hedican, Terry Hollinger, Chris Pronger, Darryl Sydor, Jason Arnott
45. Cody Rudkowsky, Chris Beckford-Tseu
46. Derek Bekar, Christian Laflamme, Roman Polak
47. Ladislav Nagy, Darren Rumble, Rich Pilon, Aaron Downey, Nick Drazenovic
48. Scott Young, Petteri Lindbohm
49. Dale Clarke, Brian Savage, Steve Wagner, Ivan Barbashev – present
50. Reinhard Divis, Chris Mason, Jordan Binnington – present
53. Colin Hemingway, Jonas Junland
54. Mike Glumac, Tomas Mojzis
55. Jochen Hecht, Vladimir Chebaturkin, Christian Backman, Cam Janssen, Colton Parayko – present
56. Lubos Bartecko, Magnus Paajarvi
57. Marcel Goc, David Perron – present
58. Dan Hinote
59. Jeff Hoggan
61. Pat Hickey, Cory Stillman, Lars Eller, Wade Megan
62. Jon DiSalvatore, Martin Rucinsky, Tyson Strachan, Mackenzie MacEachern – present
63. Justin Papineau
64. Nikita Nikitin, Nail Yakupov, Sammy Blais
65. Cam Paddock
68. Eric Nickulas

- 70. Jeremy Yablonski, Oskar Sundqvist - present
- 71. Vladimir Sobotka, Jordan Nolan – present
- 73. Kenny Agostino
- 74. Jay McKee, T.J. Oshie
- 75. Ryan Reaves
- 77. Pierre Turgeon, Jay McKee, T.J. Hensick, Brad Hunt
- 78. Evgeny Grachev, Beau Bennett
- 79. Adam Cracknell
- 80. Steve McLaren
- 82. Cade Fairchild, Zach Sanford
- 86. Nikita Soshnikov
- 90. Nikita Soshnikov, Ryan O'Reilly – present
- 91. Vladimir Tarasenko - present
- 93. Petr Nedved
- 99. Wayne Gretzky



34

BLUES

HOCKEY



50

BLUES

HOCKEY



11 consecutive W

ST. LOUIS BLUES ALL-TIME TRANSACTIONS

September, 2019

- 24 - Acquired defenseman Justin Faulk and a 202 5th round pick from Carolina in exchange for Joel Edmundson, Dominik Bokk and a 2021 7th round pick
- 1 - Signed forward Ivan Barbashev to a two-year, \$2.95 million contract

July, 2019

- 25 - Acquired defenseman Andreas Borgman from the Toronto Maple Leafs in exchange for defenseman Jordan Schmaltz
- 24 - Named Marc Savard an assistant coach
- 21 - Signed forward Oskar Sundqvist to a four-year contract extension worth \$11 million
- 20 - Signed goaltender Ville Husso to a one-year, two-way contract
- 13 - Signed goaltender Jordan Binnington to a two-year contract extension worth \$8.8 million
- 12 - Signed forward Robby Fabbri to a one-year contract extension worth \$900,000
- 12 - Acquired forward Dakota Joshua from the Toronto Maple Leafs in exchange for future considerations. Upon acquisition, Joshua signed a two-year, entry-level contract with the Blues
- 8 - Signed forward Zach Sanford to a two-year contract extension worth \$3 million
- 1 - Signed forward Sammy Blais to a one-year, one-way contract worth \$850,000
- 1 - Signed forwards Nick Lappin, Evan Polei, Michael Vecchione, and Nathan Walker, as well as defensemen Derrick Pouliot and Jake Dotchin, all to two-way contracts

June, 2019

- 27 - Signed defenseman Carl Gunnarsson to a two-year contract extension worth \$3.5 million
- 25 - Signed Head Coach Craig Berube to a three-year contract

April, 2019

- 8 - Signed defenseman Jay Bouwmeester to a one-year contract extension worth \$3.25 million

March, 2019

- 21 - Signed goaltender Joel Hofer to a three-year, entry-level contract

February, 2019

- 25 - Acquired defenseman Michael Del Zotto from the Anaheim Ducks in exchange for a sixth-round draft pick in 2019
- 9 - Signed forward Mackenzie MacEachern to a one-year, one-way contract extension worth \$750,000

January, 2019

- 3 - Acquired goaltender Jared Coreau from the Anaheim Ducks in exchange for future considerations

December, 2018

- 15 - Signed defenseman Robert Bortuzzo to a three-year contract extension worth \$4.125 million
- 13 - Signed forward Alexei Toropchenko to a three-year entry-level contract

November, 2018

- 19 - Relieved Mike Yeo of coaching duties and named Craig Berube Interim Head Coach

October, 2018

- 1 - Acquired defenseman Jakob Jerabek from Edmonton in exchange for a conditional sixth-round draft pick in 2020

August, 2018

- 21 - Named Bill Armstrong assistant general manager and Kevin McDonald general manager of the AHL's San Antonio Rampage
- 21 - Named Glenn Wesley development coach, Tim Taylor director of player development and pro scout and Dave Farris pro scout
- 21 - Named JJ Daigneault and Daniel Tkaczuk assistant coaches for the AHL's San Antonio Rampage
- 15 - Named Joe Vitale radio color analyst

July, 2018

- 24 - Agreed to terms with Joel Edmundson on a one-year contract worth \$3 million
- 16 - Announced a 10-year naming-rights agreement with Stifel Financial Corp., renaming Peabody Opera House "Stifel Theatre"
- 12 - Signed 2018 first-round pick Dominik Bokk to a three-year, entry-level contract
- 9 - Signed forward Patrick Maroon to a one-year contract worth \$1.75 million
- 7 - Re-signed forward Dmitrij Jaskin to a one-year contract worth \$1.1 million
- 5 - Signed forward Jordan Nolan to a one-year contract
- 3 - Re-signed forward Robby Fabbri to a one-year contract
- 3 - Re-signed forward Mackenzie MacEachern to a one-year, two-way contract
- 1 - Acquired forward Ryan O'Reilly from Buffalo in exchange for forward Patrik Berglund, Vladimir Sobotka, Tage Thompson, a 2019 first-round pick and a 2021 second-round pick
- 1 - Signed forward David Perron to a four-year contract worth \$16 million
- 1 - Signed goaltender Chad Johnson to a one-year contract worth \$1.75 million
- 1 - Signed forward Tyler Bozak to a three-year contract worth \$15 million

June, 2018

- 20 - Signed forward Nikita Soshnikov to a one-year contract
- 8 - Announced Kelly Chase will leave the broadcast booth and take on new role as an ambassador

May, 2018

- 30 - Named Mike Van Ryn an assistant coach
- 30 - Announced a one-year affiliation extension with the ECHL's Tulsa Oilers
- 21 - Announced a 10-year naming-rights agreement with Enterprise, renaming Scottrade Center "Enterprise Center"

March, 2018

- 29 - Signed forward Erik Foley to a three-year, entry-level contract
- 25 - Signed defenseman Mitch Reinke and forwards Nolan Stevens and Austin Poganski to two-year, entry-level contracts

February, 2018

- 26 - Acquired a conditional first-round pick in 2018 and forward Erik Foley from Winnipeg in exchange for forward Paul Stastny
- 15 - Acquired forward Nikita Soshnikov from Toronto in exchange for a fourth-round pick in 2019

October, 2017

- 2 - Signed forward Tanner Kaspick to a three-year, entry-level contract
- 1 - Signed forward Scottie Upshall to a one-year contract

September, 2017

- 21 - Named Larry Robinson Senior Consultant to Hockey Operations
- 12 - Signed Petteri Lindbohm to a one-year, two-way contract



ST. LOUIS BLUES

August, 2017

- 8 – Announced a one-year affiliation agreement with the ECHL's Tulsa Oilers

July, 2017

- 20 – Signed defenseman Colton Parayko to a five-year, \$27.5 million contract
- 5 – Signed forward Klim Kostin to a three-year, entry-level contract
- 1 – Signed forward Chris Thorburn to a two-year contract
- 1 – Signed forwards Beau Bennett and Oskar Sundqvist to one-year contracts

June, 2017

- 29 – Re-signed forward Magnus Paajarvi to a one-year, one-way contract
- 26 – Re-signed forward Wade Megan to a one-year, two-way contract
- 23 – Acquired forward Brayden Schenn from Philadelphia in exchange for Jori Lehtera and the 27th overall pick in the 2017 NHL Entry Draft
- 23 – Acquired forward Oskar Sundqvist and the 31st overall pick in the 2017 NHL Draft from Pittsburgh in exchange for Ryan Reaves and the 51st overall pick in 2017 NHL Draft
- 21 – Named Craig Berube Associate Coach
- 21 – Named Daniel Tkaczuk Assistant Coach and David Alexander Goaltending Coach
- 2 – Named Barret Jackman Development Coach

April, 2017

- 6 – Signed forward Vladimir Sobotka to a three-year, \$10.5 million contract extension

March, 2017

- 30 – Signed goaltender Evan Fitzpatrick to a three-year, entry-level contract
- 28 – Signed defenseman Jake Walman to a three-year, entry-level contract
- 8 – Signed forward Tage Thompson to a three-year, entry-level contract

February, 2017

- 27 – Acquired a 2017 1st-round pick, a conditional 2nd-round pick, and forward Zach Sanford from Washington in exchange for Kevin Shattenkirk
- 27 – Acquired forward Brad Malone from Washington in exchange for goaltender Pheonix Copley
- 19 – Claimed forward Ty Rattie off waivers from the Carolina Hurricanes

January, 2017

- 4 – Forward Ty Rattie claimed off waivers by the Carolina Hurricanes

December, 2016

- 29 – Signed Robert Bortuzzo to a two-year contract extension

October, 2016

- 28 – Blues announced intentions to retire #5 in honor of Bobby Plager
- 7 – Acquired Nail Yakupov from Edmonton in exchange for Zach Pochiro and a conditional 2017 third round pick
- 4 – Barret Jackman signed a one-day contract to retire as a St. Louis Blue

September, 2016

- 23 – Signed Alexander Steen to a four-year contract extension

August, 2016

- 25 – Named defenseman Alex Pietrangolo the 22nd Captain in Blues history
- 23 – Entered into a working agreement with the Missouri Mavericks
- 22 – Signed forward Danny Kristo to a one-year, two-way contract
- 22 – Signed forward Jordan Kyrou to a three-year, entry-level contract

July, 2016

- 25 – Named Daryl Sydor and Daniel Tkaczuk Assistant Coaches of the Chicago Wolves (AHL)
- 11 – Signed Ty Rattie to a one-year contract
- 11 – Signed forward Landon Ferraro to a one-year, two-way contract
- 1 – Signed goaltender Jake Allen to a four-year contract extension
- 1 – Signed goaltender Carter Hutton to a two-year contract
- 1 – Signed forward David Perron to a two-year contract
- 1 – Signed forward Conner Bleackley to a three-year, entry-level contract

June, 2016

- 30 – Named Steve Thomas Assistant Coach
- 29 – Named Chris Berube Head Coach of the Chicago Wolves (AHL)
- 29 – Signed forwards Jordan Caron and Jacob Doty to one-year, two-way contracts
- 29 – Signed forward Kyle Brodziak to a two-year contract extension
- 22 – Signed forward Scottie Upshall to a one-year contract extension
- 13 – Signed Mike Yeo as Associate Coach and Rick Wilson as Assistant Coach

May, 2016

- 31 – Signed Head Coach Ken Hitchcock to a one-year extension

April, 2016

- 8 – Signed defenseman Joel Edmundson to a two-year contract extension

March, 2016

- 30 – Signed Adam Musil to a three-year, entry-level contract
- 30 – Signed Mackenzie MacEachern to a two-year, entry-level contract
- 28 – Signed Justin Selman to a two-year, entry-level contract
- 11 – Signed defenseman Carl Gunnarsson to a three-year contract extension

February, 2015

- 26 – Acquired goaltender Anders Nilsson from Edmonton in exchange for goaltender Niklas Lundstrom and a 2016 5th round pick

December, 2015

- 30 – Placed Scott Gomez on unconditional waivers

November, 2015

- 13 – Placed Martin Havlat on unconditional waivers for release
- 5 – Signed forward Martin Havlat to a one-year contract

October, 2015

- 7 – Signed forward Scott Gomez to a one-year, two-way contract
- 6 – Signed forward Scottie Upshall to a one-year, two-way contract

September, 2015

- 26 – Signed defenseman Vince Dunn to a three-year, entry-level contract

July, 2015

- 7 – Signed forward Vladimir Tarasenko to an eight-year contract
- 6 – Signed forward Dmitrij Jaskin to a one-year contract
- Signed defenseman Andre Benoit to a one-year, two-way contract
- 3 – Signed goaltender Jake Allen to a two-year contract
- Signed forward Kyle Brodziak to a one-year contract
- Signed defenseman Robert Bortuzzo to a two-year contract
- Signed forwards Jordan Caron and Danny Kristo as well as

- defenseman Peter Harrold to one-year, two-way contracts
Signed goaltender Luke Opilka to a three-year, entry-level contract
- 2 – Acquired forward Troy Brouwer, goaltender Phoenix Copley and a 2016 third round pick from Washington in exchange for forward T.J. Oshie
Signed forward Pat Cannone to a one-year, two-way contract
- 1 – Signed forward Jori Lehtera to a three-year contract extension
Signed defenseman Chris Butler to a one-year contract
Signed forward Cody Beach to a one-year, two-way contract

June, 2015

- 30 – Signed forward Jeremy Welsh to a one-year, two-way contract

May, 2015

- 29 – Signed defenseman Jordan Schmaltz to a three-year, entry-level contract
26 – Signed Head Coach Ken Hitchcock to a one-year contract
20 – Named Martin Brodeur Assistant General Manager

March, 2015

- 10 – Signed defenseman Colton Parayko to a two-year, entry-level contract
2 – Acquired Olli Jokinen from Toronto in exchange for Joakim Lindstrom and a 2016 sixth round pick
Acquired Robert Bortuzzo and a 2016 seventh round pick from Pittsburgh in exchange for Ian Cole
Acquired Zbynek Michalek and a conditional 2015 third round pick from Arizona in exchange for Maxim Letunov

January, 2015

- 28 – Martin Brodeur announced his retirement and joined the Blues front office as Senior Advisor to the General Manager
27 – Acquired Marcel Goc from Pittsburgh in exchange for Maxim Lapierre

December, 2014

- 2 – Signed goaltender Martin Brodeur to a one-year contract

October, 2014

- 8 – Terminated the contract of forward Peter Mueller

September, 2014

- 27 – Signed forward Jaden Schwartz to a two-year contract extension
9 – Signed one-year affiliation agreement with Alaska of the ECHL
5 – Signed forward Colin Fraser to a one-year, two-way contract
2 – Signed forward Robby Fabbrri to a three-year entry-level contract

July, 2014

- 30 – Signed forward Peter Mueller to a one-year, two-way contract
22 – Signed forward Ivan Barbashev to a three-year entry-level contract
Signed defenseman Nate Prosser to a one-year, two-way contract
21 – Signed forward Jeremy Welsh to a one-year, two-way contract
16 – Signed forward Benn Ferriero to a one-year, two-way contract
Signed defenseman Chris Butler to a one-year, two-way contract
10 – Re-signed forward Steve Ott to a two-year contract
9 – Signed defenseman David Shields to a one-year, two-way contract
8 – Signed forwards Pat Cannone, John McCarthy and Sebastian Wannstrom to one-year, two-way contracts
1 – Signed forward Paul Stastny to a four-year contract
Signed forward Jori Lehtera to a two-year contract
Signed forward Phil McRae and defenseman Brent Regner to one-year, two-way contracts

June, 2014

- 27 – Acquired defenseman Carl Gunnarsson and a 2014 fourth round pick (Ville Husso) from Toronto in exchange for defenseman Roman Polak
26 – Signed forward Patrik Berglund to a three-year extension
16 – Appointed Chris Zimmerman President and CEO of Business Operations

May, 2014

- 29 – Signed forward Joakim Lindstrom to a one-year contract
28 – Named Jim Corsi Goaltending Coach
13 – Hired Kirk Muller as an Assistant Coach
7 – Extended contract for Head Coach Ken Hitchcock through the 2014–15 season

March, 2014

- 21 – Signed defenseman Peteri Lindbohm to an entry-level contract
19 – Signed forward Zach Pochiro to an entry-level contract
17 – Signed defenseman Thomas Vannelli to an entry-level contract

February, 2014

- 28 – Acquired Ryan Miller and Steve Ott from Buffalo in exchange for Jaroslav Halak, Chris Stewart, William Carrier, a 1st-round pick in 2015 and a 3rd-round pick in 2016

January, 2014

- 10 – Signed forward Ryan Reaves to a four-year contract extension

December, 2013

- 19 – Signed forward Alexander Steen to a three-year contract extension

November, 2013

- 12 – Signed defenseman Carlo Colaiacovo to a one-year contract

September, 2013

- 9 – Named Brett Hull Executive Vice President
3 – Named Doug Armstrong President of Hockey Operations and Bruce Affleck President of Business Operations

August, 2013

- 20 – Signed forward William Carrier to an entry level contract
5 – Signed forward Magnus Paajarvi to a two-year contract
2 – Signed defenseman Jay Bouwmeester to a five-year contract extension

July, 2013

- 26 – Re-signed goaltender Jake Allen to a two-year contract
19 – Re-signed forward Chris Stewart to a two-year contract
12 – Named Ty Conklin Goaltender Development Coach
11 – Signed forward Derek Roy to a one-year contract
10 – Acquired forward Magnus Paajarvi and a 2nd round pick in 2014 from Edmonton in exchange for forward David Perron
8 – Acquired forward Pat Cannone from Ottawa in exchange for future considerations
Named Jan Vopat Head of European Amateur Scouting
Signed forwards Keith Aucoin, Alexandre Bolduc and Mark Mancari to one-year contracts
Signed forward Maxim Lapierre to a two-year contract
Acquired a 5th round draft pick in 2014 from Calgary in exchange for defenseman Kris Russell
3 – Re-signed defenseman Jordan Leopold to a two-year contract

June, 2013

- 27 – Re-signed defenseman Kevin Shattenkirk to a four-year contract
26 – Signed forward Patrik Berglund to a one-year contract
18 – Re-signed defenseman Taylor Chorney to a one-year contract



ST. LOUIS BLUES

May, 2013

- 23 – Signed goaltender Niklas Lundstrom to a three-year entry level contract

April, 2013

- 4 – Signed Chris Porter to a two-year, one-way contract
- 3 – Acquired a conditional 7th round pick in 2014 from Boston in exchange for Wade Redden
- Signed forward Dmitirj Jaskin to a three-year entry level contract
- 1 – Acquired Jay Bouwmeester from Calgary in exchange for Mark Cundari, the rights to Reto Berra and a conditional 1st round pick and conditional 4th round pick in 2013

March, 2013

- 31 – Acquired Jordan Leopold from Buffalo in exchange for a 2nd round pick and a conditional 5th round pick in 2013
- 22 – Acquired conditional 4th or 5th round pick in 2015 from New Jersey in exchange for Matt D'Agostini and a conditional 7th round pick in 2015
- 6 – Signed Joel Edmundson and Yannick Veilleux to three-year entry level contracts

January, 2013

- 18 – Signed defenseman Wade Redden to a one-year contract
- 16 – Signed General Manager Doug Armstrong to a five-year contract extension

August, 2012

- 7 – Named Dave Taylor Vice President of Hockey Operations, Al MacInnis as Senior Advisor to the General Manager and Rob DiMaio as Director of Pro Scouting.

July, 2012

- 1 – Signed goaltender Mike McKenna and defensemen Taylor Chorney and Scott Ford.
- 2 – Signed defenseman Jeff Woywitka.
- 5 – Re-Signed forward David Perron.
- 6 – Signed forward Andrew Murray.
- 10 – Re-Signed forward Jamie Langenbrunner.
- Acquired a fourth round draft choice in 2013 and 2014 from Tampa Bay in exchange for forward B.J. Crombeen.
- 16 – Re-Signed forwards Anthony Peluso, Chris Porter and Brett Sonne.
- 20 – Re-Signed forward T.J. Oshie.
- 31 – Named Scott Allen assistant coach for the Peoria Rivermen.

June, 2012

- 1 – Signed forward Ty Rattie.
- 2 – Signed forward Vladimir Tarasenko.
- 13 – Named Dave Allison head coach of the Peoria Rivermen.
- 14 – Re-Signed forward Chris Stewart.
- 15 – Named Brad Shaw associate coach and awarded assistant coach Ray Bennett a contract extension.
- Named Gary Agnew assistant coach.
- 18 – Re-signed defenseman Barret Jackman.
- 27 – Awarded head coach Ken Hitchcock a contract extension through the 2013–14 season.
- 28 – Named Bruce Affleck Chief Operating Officer.
- Re-Signed forward Scott Nichol.

May, 2012

- 22 – Signed defenseman Jani Hakanpaa.
- 29 – Signed goaltender Jordan Binnington.

April, 2012

- 21 – Signed goaltender Paul Karpowich.

March, 2012

- 12 – Signed forward Jaden Schwartz.
- 27 – Re-Signed forward Adam Cracknell to a one-year contract extension.

February, 2012

- 26 – Acquired a second round draft choice in 2013 from Ottawa in exchange for goaltender Ben Bishop.

January, 2012

- 9 – Re-Signed forward Ryan Reaves to a two-year contract extension.
- 18 – Re-Signed goaltender Brian Elliott to a two-year contract extension.

November, 2011

- 6 – Relieved Davis Payne of head coaching duties.
- Named Ken Hitchcock head coach.
- 11 – Acquired defenseman Kris Russell from Columbus in exchange for defenseman Nikita Nikitin.

October, 2011

- 11 – Claimed defenseman Taylor Chorney off waivers.

August, 2011

- 8 – Signed defenseman Danny Syvret.

July, 2011

- 1 – Signed goaltender Brian Elliott.
- Re-Signed forward Matt D'Agostini.
- Re-Signed forward Adam Cracknell.
- Signed forward Cody Beach.
- 2 – Signed defenseman Kent Huskins.
- 4 – Signed forward Brett Sterling.
- 5 – Signed forward Scott Nichol.
- Re-Signed goaltender Ben Bishop.
- 6 – Signed forwards Jason Arnott and Jamie Langenbrunner.
- 13 – Signed forward Jonathan Cheechoo.
- 18 – Re-Signed forward Ryan Reaves.

June, 2011

- 2 – Re-Signed defenseman Roman Polak.
- 6 – Re-Signed forward T.J. Hensick.
- 9 – Re-Signed defenseman Nikita Nikitin.
- 13 – Re-Signed forward Chris Porter.
- 15 – Re-Signed forward Vladimir Sobotka.
- 16 – Signed forward Sebastian Wannstrom.
- 22 – Named Tim Taylor Director of Player Development.
- 25 – Acquired Evgeny Grachev from the New York Rangers in exchange for a third round draft choice in 2011 (Steven Fogarty).
- 30 – Re-Signed forward T.J. Oshie.
- Re-Signed forward Adam Cracknell.

May, 2011

- 3 – Signed President of Hockey Operations, John Davidson to a contract extension.
- 9 – Signed forward Kyle Hagel to a two-way contract.
- 26 – Awarded Assistant Coaches Ray Bennett, Brad Shaw, Goaltending Consultant Corey Hirsch and Video Coach Scott Masters contract extensions.
- 31 – Re-Signed forward Patrik Berglund.

March, 2011

- 18 – Signed defenseman Cade Fairchild.
- 23 – Signed defenseman David Shields.

February, 2011

- 18 – Acquired the rights to unsigned draft choice Brock Beukeboom and a third round draft choice in 2011 (Jordan Binnington) from Tampa Bay in exchange for defenseman Eric Brewer.
- 19 – Acquired Kevin Shattenkirk, Chris Stewart and a 2011 conditional second round draft choice (Ty Rattie) from Colorado in exchange for Erik Johnson, Jay McClement and a 2011 conditional first round draft choice (Duncan Siemens).
- 27 – Acquired a second round draft choice in 2011 (Joel Edmundson) from Buffalo in exchange for Brad Boyes.
- 28 – Acquired a third round draft choice in 2012 (Mackenzie MacEachern) from Anaheim in exchange for Brad Winchester.

January, 2011

- 18 – Signed forward Kyle Wellwood.

December, 2010

- 28 – Signed forward Marek Svatos.

November, 2010

- 12 – Signed forward David Backes to a five-year contract extension.

August, 2010

- 2 – Re-Signed defenseman Erik Johnson.
- 3 – Acquired forward Graham Mink from Florida in exchange for defenseman T.J. Fast.
- 4 – Named Bill Armstrong director of amateur scouting. Signed forward Dave Scatchard.
- 11 – Signed defenseman Dean Arsene.
- 30 – Signed forward David Spina.
- 31 – Named Dan Brooks Assistant Coach for the Peoria Rivermen

July, 2010

- (Doug Armstrong–2010)
- 1 – Named Doug Armstrong Executive Vice President and General Manager. Re-Signed forward Alex Steen. Signed forward Vladimir Sobotka. Named Dave Taylor Director of Player Personnel.
- 2 – Re-Signed forward Brad Winchester.
- 6 – Signed goaltender Jaroslav Halak. Re-Signed defenseman Carlo Colaiacovo and forward Cam Janssen.
- 12 – Signed defensemen Brennan Evans and Nathan Ostryck.
- 13 – Re-Signed forward Nicholas Drazenovic.
- 15 – Re-Signed defenseman Tyson Strachan.
- 16 – Signed forward T.J. Hensick.
- 19 – Re-Signed forward Ryan Reaves.
- 21 – Re-Signed forward David Perron.
- 28 – Re-Signed forward D.J. King. Acquired Stefan Della Rovere from Washington in exchange for D.J. King.

June, 2010

- 1 – Named Scott Mellanby as assistant coach. Signed forward Jori Lehtera.
- 10 – Signed defenseman David Rundblad.
- 14 – Signed defenseman Nikita Nikitin.
- 15 – Named Jared Bednar head coach of the Peoria Rivermen.
- 17 – Acquired goaltender Jaroslav Halak from Montreal in exchange for forwards Lars Eller and Ian Schultz. Acquired forward T.J. Hensick from Colorado in exchange for forward Julian Talbot.
- 18 – Named Corey Hirsch as goaltending coach. Re-Signed forward Matt D'Agostini.
- 25 – Acquired Ottawa's first round selection, 16th overall (Vladimir Tarasenko) in exchange for defenseman David Rundblad.
- 26 – Acquired forward Vladimir Sobotka from Boston in exchange for the rights to defenseman David Warsofsky.

May, 2010

- 12 – Signed forward Tyler Shattock.
- 14 – Signed forward Anthony Nigro.
- 19 – Re-Signed forward Adam Cracknell.

April, 2010

- 7 – Announced the retirement of Keith Tkachuk.
- 14 – Awarded Davis Payne a contract extension.

March, 2010

- 1 – Acquired Joe Fallon from Chicago in Exchange For Hannu Toivonen and Danny Richmond.
- 2 – Acquired Matt D'Agostini from Montreal in exchange for Aaron Palushaj.
- 22 – Signed defenseman Ian Cole.
- 30 – Signed defenseman Brett Ponich.

February, 2010

- 11 – Acquired defenseman Nate Guenin from Pittsburgh in exchange for defenseman Steve Wagner.

January, 2010

- 2 – Relieved Andy Murray of head coaching duties. Named Davis Payne interim head coach. Named Rick Wamsley interim head coach of the Peoria Rivermen.
- 18 – Named Tyler Love as goaltending consultant.

December, 2009

- 8 – Acquired forward Pascal Pelletier from Columbus in exchange for Brendan Bell and Tomas Kana.

September, 2009

- 9 – Signed forward Derek Armstrong.
- 15 – Exercised the option for Head Coach Andy Murray through 2010–11 season.
- 25 – Signed defenseman Darryl Sydor.

August, 2009

- 11 – Named Drake Berehowsky Assistant Coach for the Peoria Rivermen.

July, 2009

- 1 – Signed goaltender Ty Konkin.
- 6 – Re-Signed forward B.J. Crombeen.
- 8 – Signed forward Ian Schultz.
- 9 – Agreed to terms with goaltender Hannu Toivonen.
- 20 – Signed defensemen Justin Fletcher and Danny Richmond.
- 21 – Re-Signed defenseman Steve Wagner.
- 23 – Signed forwards Adam Cracknell and Barry Tallackson.
- 25 – Re-Signed defenseman Roman Polak.
- 29 – Signed defenseman Bryce Lampman.
- 31 – Signed defenseman Brendan Bell.

June, 2009

- 19 – Re-Signed forward Keith Tkachuk.
- 27 – Acquired a seventh round draft choice (Maxwell Tardy) in 2009 from Nashville in exchange for a seventh round draft choice (David Elsner) in 2010.
- 29 – Agreed to terms with defenseman Mike Weaver and forward Brad Winchester.

May, 2009

- 8 – Awarded Assistant General Manager and Director of Amateur Scouting Jarmo Kekalainen a contract extension. Awarded Kevin McDonald a contract extension and named him Assistant General Manager in addition to his Director of Professional Scouting duties.
- 15 – Awarded Assistant Coaches Ray Bennett, Brad Shaw and Rick Wamsley contract extensions.
- 26 – Re-Signed forward Jay McClement.

April, 2009

- 3 – Signed forward Aaron Palushaj.

March, 2009

- 4 – Acquired Danny Richmond from Pittsburgh in exchange for Andy Wozniowski.

February, 2009

- 9 – Signed forward Andy McDonald to a four-year contract extension.

December, 2008

- 19 – Acquired forward Jonathan Flewlich from Pittsburgh in exchange for a conditional sixth round draft choice in 2010.

November, 2008

- 18 – Claimed forward B.J. Crombeen on waivers.
- 24 – Acquired defenseman Carlo Colaiacovo and forward Alex Steen from Toronto in exchange for Lee Stempniak.



ST. LOUIS BLUES

October, 2008

- 9 – Signed defenseman Tyson Strachan.
- 21 – Claimed forward David Koci on waivers.
- 22 – Signed goaltender Jake Allen.
- 30 – Signed goaltender Chris Holt.

September, 2008

- 4 – Signed defenseman Alex Pietrangolo.
- 24 – Signed defenseman Mark Candari.

July, 2008

- 1 – Re-Signed forward David Backes.
- 10 – Signed defenseman Mike Weaver as a free agent.
- 14 – Re-Signed forward Jay McClement.
Signed forward Matt Fay as a free agent.
- 15 – Signed forward Cam Paddock and Steve Regier as free agents.
- 16 – Re-Signed defenseman Jeff Woywitka.
Signed forward Brad Winchester as a free agent.
- 17 – Signed defenseman Andy Wozniowski as a free agent.

June, 2008

- 4 – Acquired the rights to defenseman T.J. Fast from Los Angeles in exchange for a fifth round draft choice in 2009 (Los Angeles traded to Florida, Florida drafted Wade Megan).
- 19 – Traded forward Jamal Mayers to Toronto in exchange for a third round draft choice in 2008 (James Livingston).
- 20 – Acquired goaltender Chris Mason from Nashville in exchange for a fourth round draft choice in 2008 (Nashville traded to New York Rangers, Rangers drafted Dale Weise).
- 21 – Acquired a seventh round draft choice in 2008 (Paul Karpowich) from Los Angeles in exchange for a seventh round draft choice in 2009 (Nic Dowd).

May, 2008

- 29 – Extended the contract of General Manager Larry Pleau through the 2009–10 season.
Named Doug Armstrong Vice President of Player Personnel.

April, 2008

- 16 – Relieved Peoria Rivermen head coach Dave Baseggio of his coaching duties.

March, 2008

- 11 – Signed goaltender Ben Bishop.
- 19 – Signed forward Julian Talbot.

February, 2008

- 10 – Signed goaltender Chris Beckford-Tseu to a professional contract.
- 25 – Re-Signed defenseman Barret Jackman.
- 26 – Acquired Cam Janssen from New Jersey in exchange for Bryce Salvador. Acquired a fourth round draft choice in 2008 (traded to Nashville for Chris Mason which Nashville traded to New York Rangers, Rangers drafted Dale Weise) from the New York Rangers in exchange for Christian Backman.

December, 2007

- 13 – Michael McCarthy Named Vice Chairman of the St. Louis Blues.
- 14 – Acquired Andy McDonald from Anaheim in exchange for Doug Weight, Michal Birner and a seventh round draft choice in 2008 (traded to Los Angeles which was traded back to St. Louis, St. Louis drafted Paul Karpowich).

November, 2007

- 8 – Traded goaltender Jason Bacashihua to Colorado in exchange for future considerations.

October, 2007

- 4 – Signed forward Mike Johnson.

September, 2007

- 5 – Signed forward David Perron.

August, 2007

- 1 – Acquired forward Francois-Pierre Guenette from Vancouver in exchange for forward Zack Fitzgerald.
- 9 – Re-Signed goaltender Jason Bacashihua, defensemen Matt Walker, Jeff Woywitka and forwards Mike Glumac, D.J. King, Charles Linglet and Yan Stastny.
Signed defenseman Alex Brooks.
- 21 – Signed forward Chris Porter.

July, 2007

- 1 – Signed forward Paul Kariya as a free agent.
Re-Signed defenseman Barret Jackman.
- 3 – Signed defenseman Micki DuPont as a free agent.
- 23 – Acquired goaltender Hannu Toivonen from Boston in exchange for forward Carl Soderberg.
- 25 – Signed forward Lee Stempniak to a multi-year contract.

June, 2007

- 1 – Signed Patrik Berglund, Jonas Junland, Martin Kariya, Nikolai Lemtyugov and Juuso Riksman to NHL contracts.
- 19 – Signed forward Jean-Guy Trudel.
- 22 – Traded first round draft choice in 2007 to San Jose (Logan Couture) in exchange for Toronto's first round draft choice in 2007 (previously acquired, St. Louis drafted Lars Eller), Toronto's second round draft choice in 2007 (previously acquired, St. Louis drafted Aaron Palushaj) and San Jose's third round draft choice in 2008 (Ian Schultz).
Traded Atlanta's first round draft choice in 2007 to Calgary (previously acquired, Calgary drafted Mikael Backlund) along with a third round draft choice in 2007 (John Negrin) in exchange for Calgary's first round draft choice in 2007 (Ian Cole).
- 26 – Acquired the rights to Keith Tkachuk from Atlanta along with future considerations in exchange for a conditional 1st round draft choice in 2008 (previously acquired from Atlanta on Feb. 25, 2007, Atlanta drafted Zach Bogosian).
- 30 – Signed forward Keith Tkachuk.

May, 2007

- 9 – Extended the contracts of assistant coaches Ray Bennett, Brad Shaw Rick Wamsley, and video coach Scott Masters. Extended the contracts of Peoria Rivermen head coach Dave Baseggio and assistant coach Brent Thompson.
- 23 – Signed Nicholas Drazenovic, Alexander Hellstrom, Tomas Kana and Ryan Reaves to NHL contracts.

April, 2007

- 19 – Signed defenseman Erik Johnson to an NHL contract.
- 24 – Re-Signed forward Trent Whitfield.

March, 2007

- 20 – Signed defenseman Steve Wagner.

February, 2007

- 24 – Eric Brewer and Manny Legace agreed to contract extensions.
- 25 – Acquired a first round draft choice in 2007 (traded to Calgary for their 18th choice which the Blues drafted Ian Cole), a third round draft choice in 2007 (Brett Sonne), a second round draft choice in 2008 (Philip McRae) and forward Glen Metropolit from Atlanta in exchange for Keith Tkachuk.
- 27 – Acquired Ville Nieminen, Jay Bariball and a first round draft choice in 2007 (David Perron) in exchange for Bill Guerin. Acquired Brad Boyes from Boston in exchange for Dennis Wideman. Jamal Mayers agreed to contract extension.

January, 2007

- 1 – Signed Charles Linglet to an NHL contract.
- 16 – Acquired forward Yan Stastny from Boston in exchange for a fifth round draft choice in 2007 (Denis Ruel).

December, 2006

- 11 – Relieved Mike Kitchen of coaching duties.
Named Andy Murray head coach.
- 13 – Named Ray Bennett as Assistant Coach.

November, 2006

- 6 – Named Al MacInnis Vice President of Hockey Operations.

October, 2006

- 31 – Claimed forward Joel Perrault on waivers.

September, 2006

- 14 – Signed forward Radek Dvorak.

August, 2006

- 2 – Signed forward Martin Rucinsky.
- 8 – Signed goaltender Manny Legace.
- 9 – Signed Christian Backman to a multi-year contract.
- 18 – Signed defenseman Jamie Rivers.

July, 2006

- 1 – Re-Signed forward Dallas Drake. Signed defenseman Jay McKee.
- 2 – Signed head coach Mike Kitchen to a multi-year contract. Signed forward Doug Weight.
- 3 – Signed forward Dan Hinote. Signed forward Bill Guerin.
- 4 – Re-Signed forward Petr Cajanek.
- 7 – Named Rick Wamsley assistant coach/goaltending coach.
- 11 – Named Brad Shaw assistant coach.
- 17 – Re-signed forward Jay McClement. Announced that goaltender Jason Bacashihua, defenseman Eric Brewer, Doug Lynch, Aaron MacKenzie and Jeff Woywitka along with forwards Jon DiSalvatore, Tomas Mojzis and Peter Sejna accepted qualifying offers.
- 27 – Named Dave Basergio head coach for the Peoria Rivermen.

June, 2006

- 1 – Signed goaltender Marek Schwarz, defenseman Roman Polak and forwards Michal Birner and Carl Soderberg.
- 24 – Traded a first round draft choice in 2006 (Matthew Correnta) to New Jersey and Vancouver's third round draft choice in 2006 (previously acquired, New Jersey drafted Vladimir Zharkov) in exchange for a first round draft choice in 2006 (Patrik Berglund).
- 29 – Re-Signed forward Ryan Johnson and defenseman Matt Walker.
- 30 – Named John Davidson President of Hockey Operations. Awarded Senior Vice President and General Manager Larry Pleau a contract extension through 2007–2008 season.

April, 2006

- 25 – Signed forward Magnus Kahnberg.

March, 2006

- 9 – Acquired forward Tomas Mojzis and a third round draft choice (traded to New Jersey in which the Devils drafted Vladimir Zharkov) in 2006 from Vancouver in exchange for defenseman Eric Weinrich.
- 15 – Signed forward David Backes.

January, 2006

- 29 – Acquired forward Timofei Shishkanov from Nashville in exchange for forward Mike Sillinger.
- 30 – Acquired a first round draft choice in 2006 (traded to New Jersey for their 25th choice which the Blues drafted Patrik Berglund), a fourth round draft choice in 2006 (Reto Berra), a fourth round draft choice in 2007 and Jesse Boulerice, Magnus Kahnberg and Mike Zigomanis in exchange for Doug Weight and Erkki Rajamaki.
- 31 – Claimed goaltender Craig Anderson on waivers.

December, 2005

- 3 – Claimed defenseman Kevin Dallman on waivers from Boston.
- 10 – Acquired defenseman Steve Poapst from Pittsburgh in exchange for forward Eric Boguniecki.
- 30 – Claimed forward Vladimir Orszagh on waivers from Phoenix.

November, 2005

- 29 – Claimed forward Simon Gamache on waivers from Nashville.

October, 2005

- 4 – Named Don Granato as assistant coach.

September, 2005

- 9 – Announced the retirement of defenseman Al MacInnis.
- 13 – Signed forward Scott Young.

August, 2005

- 1 – Signed forward Aaron Downey.
- 2 – Acquired defenseman Eric Brewer, Doug Lynch and Jeff Woywitka from Edmonton in exchange for defenseman Chris Pronger. Signed forwards Jeff Hoggan, Ryan Ramsay and Trent Whitfield.
- 5 – Named Brent Thompson Assistant Coach for the Peoria Rivermen.
- 9 – Signed forward Dean McAmmond. Re-Signed defenseman Bryce Salvador. Announced that forwards Eric Boguniecki and Colin Hemingway accepted qualifying offers.
- 12 – Re-Signed forwards Mike Glumac and Mark Rycroft along with defenseman Mike Stuart. Announced that forward Ryan Johnson and defenseman Trevor Byrne accepted qualifying offers.
- 15 – Re-Signed forwards Jamal Mayers and Peter Sejna along with defenseman Brett Scheffelmair. Announced that defenseman Eric Brewer accepted a qualifying offer.
- 24 – Traded forward John Pohl to Toronto in exchange for future considerations.

July, 2005

- 28 – Exercised its rights to pick-up the options for the 2005–06 season for goaltender Patrick Lalime, and defensemen Andy Roach and Matt Walker.
- 29 – Signed Zack Fitzgerald and Lee Stempniak to entry-level contracts.

June, 2005

- 3 – Named Jarmo Kekalainen assistant general manager.
- 16 – Named Kevin McDonald General Manager of Hockey Operations for the Peoria Rivermen. Named Steve Pleau Associate Head Coach for the Peoria Rivermen.
- 22 – Awarded Head Coach Mike Kitchen a contract extension through 2005–06 season. Named Curt Fraser assistant coach.

September, 2004

- 10 – Re-Signed defenseman Christian Backman, goaltenders Chris Beckford-Tseu and Curtis Sanford along with forwards Erkki Rajamaki and Konstantin Zakharov.
- 13 – Re-Signed defenseman Barret Jackman.

August, 2004

- 5 – Re-Signed forward Petr Cajanek.

July, 2004

- 5 – Re-Signed defenseman Eric Weinrich.
- 12 – Re-signed forward Mike Sillinger.
- 15 – Signed goaltender Patrick Lalime & re-signed forward Jamal Mayers.
- 30 – Re-Signed defenseman Chris Pronger.

June, 2004

- 24 – Awarded contract extensions to Worcester IceCats Head Coach Don Granato and Director of Amateur Scouting Jarmo Kekalainen.
- 25 – Acquired goaltender Jason Bacashihua from Dallas in exchange for defenseman Shawn Belle.
- 27 – Acquired goaltender Patrick Lalime from Ottawa in exchange for a conditional fourth round draft choice (Ilya Zubov) in the 2005 Entry Draft.
- 29 – Re-Signed goaltender Reinhard Divis, defensemen Trevor Byrne and Aaron MacKenzie and forwards Eric Boguniecki, Blake Evans, Mike Glumac, Johnny Pohl and Mark Rycroft.



ST. LOUIS BLUES

- 30 – Agreed to new contracts with forward Dallas Drake and defenseman Alexander Khavanov.
Re-Signed forward Ryan Johnson.
Signed forwards Jon DiSalvatore and D.J. King along with defensemen Andy Roach, Patrick Wellar and Dennis Wideman.

March, 2004

- 4 – Acquired forward Mike Sillinger from Phoenix in exchange for goaltender Brent Johnson.
- 9 – Acquired forward Brian Savage from Phoenix in exchange for future considerations.

February, 2004

- 9 – Acquired defenseman Eric Weinrich from Philadelphia in exchange for a fifth round draft choice (Gino Pisellini) in the 2004 Entry Draft.
- 24 – Relieved Joel Quenneville of coaching duties.
Named Mike Kitchen head coach and Keith Allain as interim assistant coach.

January, 2004

- 30 – Claimed forward Pascal Rheaume on waivers.

December, 2003

- 22 – Signed forward Scott Pellerin as a free agent.

October, 2003

- 10 – Signed defensemen Trevor Byrne and Aaron MacKenzie along with forward Colin Hemingway.
- 27 – Acquired forward Erkki Rajamaki from Tampa Bay in exchange for an eighth round draft choice (Justin Keller) in the 2004 Entry Draft.
- 28 – Awarded Senior Vice President and General Manager Larry Pleau a contract extension through 2005–2006 season.

September, 2003

- 5 – Signed defenseman Murray Baron as a free agent.
- 17 – Named Brent Karasiuk President and General Manager of the Worcester IceCats.
- 19 – Named Kevin McDonald Director of Professional Scouting.

August, 2003

- 7 – Re-Signed forward Pavol Demitra.

July, 2003

- 16 – Re-Signed goaltender Brent Johnson, along with defensemen Tom Koivisto, Christian Laflamme and Bryce Salvador and forwards Mike Danton, Ryan Johnson, and Steve Martins.
- 25 – Re-Signed forward Reed Low and defenseman Matt Walker.
- 31 – Re-Signed goaltender Cody Rudkowsky and forward Marc Brown.

June, 2003

- 11 – Signed goaltender Chris Osgood.
- 21 – Acquired a second round pick (David Backes) in the 2003 Entry Draft from Tampa Bay in exchange for Cory Stillman. Acquired Mike Danton and a third round pick (Konstantin Zakharov) in the 2003 Entry Draft from New Jersey in exchange for a third round pick (Ivan Khomutov) in the 2003 Entry Draft.
Acquired a fifth round pick (Lee Stempniak) in the 2003 Entry Draft from Phoenix in exchange for Tyson Nash.
- 30 – Re-Signed goaltender Reinhard Divis, defenseman Aris Brimanis along with forwards Jeff Panzer and Sergei Varlamov.

April, 2003

- 6 – Signed forward Peter Sejna as a free agent.

March, 2003

- 11 – Acquired forward Valeri Bure from Florida along with a 2004 conditional draft pick in exchange for defenseman Mike Van Ryn. Acquired goaltender Chris Osgood from the N.Y. Islanders

- along with a third round pick (Konstantin Barulin) in the 2003 Entry Draft in exchange for forward Justin Papineau and a second round pick (Jeremy Colliton) in the 2003 Entry Draft.
- 20 – Signed forward Greg Black as a free agent.

February, 2003

- 14 – Signed forward Jay McClement.
- 19 – Claimed forward Ryan Johnson on waivers.

January, 2003

- 15 – Claimed forward Steve Martins on waivers.

December, 2002

- 5 – Traded defenseman Dale Clarke to Colorado for a conditional draft choice.

November, 2002

- 4 – Signed goaltender Tom Barrasso as a free agent.

October, 2002

- 8 – Signed forward Eric Boguniecki to a contract extension.
- 30 – Signed forward Martin Rucinsky as a free agent.

September, 2002

- 12 – Re-signed forward Keith Tkachuk.

August, 2002

- 1 – Named Ted Hampson director of player evaluation. Named Jarmo Kekalainen director of amateur scouting.
- 9 – Signed defenseman Aris Brimanis as a free agent.

July, 2002

- 3 – Signed center Petr Cajanek.
- 10 – Signed defenseman Tom Koivisto.
Re-Signed defenseman Jeff Finley.
- 12 – Signed defenseman Christian Backman.
- 15 – Signed forward Keith Tkachuk and goaltender Fred Brathwaite to qualifying offers.
- 16 – Signed forwards Steve Dubinsky and Eric Nickulas, and defenseman Steve Bancroft.
- 19 – Re-signed defensemen Alexander Khavanov and Christian Laflamme.
- 23 – Signed forward Jason Dawe.
- 24 – Re-Signed forwards Jamal Mayers and Daniel Corso.
- 31 – Re-Signed forwards Cory Stillman, Daniel Tkaczuk, Marc Brown, and Mark Rycroft along with defenseman Dale Clarke and goaltender Cody Rudkowsky.

June, 2002

- 25 – Named Don Lever assistant coach.
- 27 – Exercised the options on the contracts of goaltender Brent Johnson, right wing Reed Low and centers Mike Eastwood and Eric Boguniecki for the 2002–03 season.

May, 2002

- 16 – Announced the retirement of assistant coach Jim Roberts.

March, 2002

- 6 – Claimed forward Ted Donato on waivers.
- 18 – Acquired forward Ray Ferraro from Atlanta in exchange for a fourth round selection (Lane Mason) in the 2002 Entry Draft.

February, 2002

- 11 – Acquired forward Shjon Podein from Colorado in exchange for Mike Keane.

December, 2001

- 5 – Acquired defenseman Steve Halko from Carolina and a fourth round draft selection (later traded to Atlanta in which they selected Lane Mason) in the 2002 NHL Entry Draft in exchange for Sean Hill.

November, 2001

- 6 – Signed free agent defenseman Marc Bergevin.

August, 2001

- 21 – Signed Christian Laflamme as a free agent.

July, 2001

- 1 – Acquired forwards Doug Weight and Michel Riesen for forwards Marty Reasoner and Jochen Hecht and defenseman Jan Horacek.
- 5 – Signed free agents Mike Keane and Rich Pilon.

June, 2001

- 23 – Acquired goaltender Fred Brathwaite and forwards Daniel Tkaczuk and Sergei Varlamov along with a 2001 ninth round draft pick (Grant Jacobsen) for goaltender Roman Turek and a 2001 fourth round draft pick (Yegor Shastin).

May, 2001

- 7 – Signed Greg Davis and Jeff Panzer as free agents.

March, 2001

- 4 – Claimed forward Sebastian Bordeleau off waivers from Nashville.
- 5 – Acquired defenseman Alexei Gusarov from the New York Rangers for defenseman Peter Smrek.
- 13 – Acquired Keith Tkachuk from Phoenix for forwards Michal Handzus, Ladislav Nagy, Jeff Taffe and a 2002 first round draft choice (Ben Eager).
Acquired forward Cory Stillman from Calgary for forward Craig Conroy and a seventh round draft pick (David Moss) in the 2001 NHL Entry Draft.

February, 2001

- 10 – Acquired forward Scott Mellanby from Florida for David Morisset and a 2002 fifth round draft pick or a compensatory draft pick (Vince Bellissimo).

December, 2000

- 18 – Acquired forward Eric Boguniecki from Louisville for forward Andrej Podkonicky.
- 28 – Acquired defenseman Dan Trebil from Pittsburgh for Marc Bergevin.

September, 2000

- 19 – Awarded Head Coach Joel Quenneville a contract extension through 2003–2004.

August, 2000

- 24 – Signed Reid Simpson as a free agent.

July, 2000

- 1 – Signed Dallas Drake and Sean Hill as free agents.
- 14 – Signed Dwayne Roloson as a free agent.
- 27 – Signed Chris Murray as a free agent.

June, 2000

- 12 – Signed Vladimir Chabaturkin as a free agent. Signed Matt Walker and Alex Khavanov to contracts.
- 30 – Signed Mike Van Ryn as a free agent.

May, 2000

- 15 – Signed Dale Clarke, Mark Rycroft and Shawn Mamane as free agents.

March, 2000

- 22 – Signed forward Roger Trudeau.

February, 2000

- 1 – Signed Darren Rumble as a free agent.
- 9 – Acquired defenseman Dan Keczmer from the Nashville Predators in exchange for defenseman Rory Fitzpatrick.

January, 2000

- 13 – Acquired forward Stephane Richer from the Tampa Bay Lightning in a trade for defenseman Chris McAlpine and goaltender Rich Parent.

December, 1999

- 11 – Claimed forward Bob Bassen off waivers.

November, 1999

- 18 – Announced the retirement of forward Geoff Courtnall.

October, 1999

- 20 – Signed free agent defenseman Dave Ellett.
Acquired forward Derek King from the Toronto Maple Leafs for an exchange of 8th round draft choices in the 2000 NHL Entry Draft and defenseman Tyler Hariton.

September, 1999

- 4 – Traded goaltender Grant Fuhr to Calgary for Calgary's 3rd round draft choice in the 2000 NHL Entry Draft (Justin Papineau).
Signed defenseman Peter Smrek.
- 27 – Signed defenseman Barret Jackman.
- 30 – Claimed defenseman Todd Reirden off waivers from the Edmonton Oilers.

August, 1999

- 16 – Signed goaltender Roman Turek to a multi-year contract.
- 25 – Signed Sylvain Blouin as a free agent.

July, 1999

- 15 – Signed defenseman Libor Prochazka.

June, 1999

- 3 – Signed center Tyler Rennette and defenseman Jame Pollock.
- 20 – Acquired Roman Turek from Dallas in exchange for St. Louis' compensatory third round draft choice (Dan Jancevski) in the 1999 NHL Entry Draft.

May, 1999

- 25 – Signed Jaroslav Obsut as a free agent.

April, 1999

- 3 – Larry Pleau and John Ferguson, Jr. receive contract extensions.

March, 1999

- 1 – Signed Jim Carey as a free agent.
- 4 – Didier Tremblay agreed to a contract.
- 18 – Acquired Brad Shaw and an eighth round choice (Colin Hemingway) in the 1999 Entry Draft from Washington in exchange for a sixth round choice (Kyle Clark) in the 1999 Entry Draft.
- 23 – Re-acquired Blair Atcheynum from Nashville for a sixth round draft choice in the 2000 Entry Draft.
- 25 – Signed Cody Rudkowsky as a free agent.

February, 1999

- 13 – Acquired Jeff Finley and Geoff Smith from the NY Rangers for future considerations.
- 22 – Traded Chris Kennedy to the NY Rangers, completing the transaction from February 13, which the Blues acquired Jeff Finley and Geoff Smith for future considerations.

December, 1998

- 30 – Claimed Todd Gill off waivers by Detroit.

September, 1998

- 1 – Named Mike Kitchen Assistant Coach.
- 4 – Agreed to contracts with Kevin Dahl and Kevin Sawyer.

August, 1998

- 28 – Named Keith Allain Goaltending Coordinator.



ST. LOUIS BLUES

July, 1998

- 16 – Signed Scott Young as a free agent.
- 24 – Agreed to contracts with Deker Bekar, Tyler Hariton, Ladislav Nagy, Tyson Nash, Andrei Podkonicky, Marty Reasoner, and Jason Widmer.

June, 1998

- 26 – Nashville claimed Blair Atcheynum in the Expansion Draft. Darren Turcotte and the highest compensatory pick in the second round of the 1999 Entry Draft to Nashville (later traded to Florida – Florida selected Alexander Auld) for future considerations.

May, 1998

- 5 – Agreed to terms with Jan Horacek.

March, 1998

- 18 – Agreed to a contract with Daniel Corso.
- 24 – Acquired Todd Gill from San Jose for Joe Murphy. Acquired Mike Eastwood from the NY Rangers in exchange for Harry York.
- 26 – Signed Matt Smith as a free agent.

January, 1998

- 3 – Signed Michel Picard as a free agent.

October, 1997

- 3 – Agreed to a contract with Michal Handzus. Signed Lubos Bartecko and Tyler Willis as free agents.

September, 1997

- 11 – Agreed to contracts with Chris Kenady and Jochen Hecht.
- 29 – Acquired Kelly Chase from Toronto for future considerations.

August, 1997

- 12 – Signed Blair Atcheynum, Bruce Ramsay and Terry Yake as free agents.
- 25 – Acquired Steve Duchesne from Ottawa in exchange for Igor Kravchuk.
- 29 – Signed Shayne Toporowski as a free agent.

July, 1997

- 8 – Signed Rudy Poeschek as a free agent.
- 16 – Signed Terry Hollinger, Rich Parent and Terry Virtue as free agents.
- 24 – Acquired Darren Turcotte in exchange for Stephane Matteau.

June, 1997

- 2 – Acquired Brent Johnson from Colorado in exchange for a third round selection in 1997 Entry Draft and a conditional third round selection in 2000 Entry Draft. Signed Reed Low and Scott Roche as free agents.
- 27 – Acquired Alexander Godynnyuk and a sixth round selection in the 1998 Entry Draft in exchange for Steve Leach. (Larry Pleau–1997)

March, 1997

- 14 – Signed Pavol Demitra as a free agent (acquired rights from Ottawa for Christer Olsson on November 27, 1996).

February, 1997

- 11 – Acquired Chris McAlpine from and a ninth round selection in 1999 Entry Draft from New Jersey in exchange for Peter Zedel.

November, 1996

- (Ron Caron–1996)
- 13 – Acquired Sergio Momesso from the NY Rangers in exchange for Brian Noonan.
- 26 – Acquired Mike Peluso and Ricard Persson from New Jersey in exchange for Ken Sutton and a second round selection in 1999 Entry Draft.
- 27 – Acquired Pavol Demitra from Ottawa in exchange for Christer Olsson.

October, 1996

- 29 – Acquired Pierre Turgeon, Craig Conroy and Rory Fitzpatrick from Montreal in exchange for Shayne Corson, Murray Baron and a fifth round selection in 1997 Entry Draft.

September, 1996

- 26 – Signed Gary Leeman as a free agent.

July, 1996

- 3 – Signed Joe Murphy, Scott Pellerin, Jim Campbell, David Williams, Jamie McLennan and Harry York as free agents.
- 6 – Signed Trent Yawney as a free agent.
- 9 – Signed Marc Bergevin as a free agent.
- 31 – Signed Kevin Plager as a free agent.

March, 1996

- 12 – Acquired future considerations from Edmonton in exchange for Dave Roberts. Acquired Glenn Anderson from Edmonton via waivers.
- 15 – Acquired Craig MacTavish from Philadelphia in exchange for Dale Hawerchuk.
- 19 – Acquired Charlie Huddy and a seventh round choice (Daniel Corso) in 1996 Entry Draft from Buffalo in exchange for rights to Denis Hamel.
- 20 – Acquired a sixth round choice (Stephen Wagner) in 1996 Entry Draft from Pittsburgh in exchange for J.J. Daigneault. Dallas Eakins to Winnipeg via waivers. Acquired Yuri Khmylev and a eighth round choice (Andrei Podkonicky) in 1996 Entry Draft from Buffalo in exchange for Jean–Luc Grand–Pierre, Ottawa's second round choice (previously acquired, Buffalo selected Cory Sarich) in 1996 Entry Draft and St. Louis' third round choice (Maxim Afinogenov) in 1997 Entry Draft.

February, 1996

- 27 – Acquired Wayne Gretzky from Los Angeles in exchange for Craig Johnson, Patrice Tardif, Roman Vopat, and first round choice (Matt Zultek) in 1997 Entry Draft and a fifth round choice (Peter Hogan) in 1996 Entry Draft to Los Angeles.

January, 1996

- 4 – Acquired Igor Kravchuk and Ken Sutton from Edmonton in exchange for Donald Dufresne and Jeff Norton. Acquired Mike Hudson from Toronto via waivers.
- 29 – Acquired Rob Pearson from Washington in exchange for Denis Chasse.

December, 1995

- 28 – Acquired Stephane Matteau from NY Rangers in exchange for Ian Laperriere.

November, 1995

- 1 – Acquired a third round choice (Ville Nieminen) in the 1997 Entry Draft (later traded to Colorado) from NJ Devils in exchange for Esa Tikkanen.
- 7 – Acquired J.J. Daigneault from Montreal in exchange for Pat Jablonski.

October, 1995

- 2 – Claimed Pat Jablonski off waivers from Toronto.
- 19 – Signed Peter Zedel as a free agent.

September, 1995

- 28 – Acquired Dallas Eakins from Florida in exchange for a fourth round choice (Ivan Novoseltsev) in 1997 Entry Draft.

August, 1995

- 4 – Curtis Joseph and the rights to Michael Grier to Edmonton for St. Louis' first round choices (previously acquired) in 1996 Entry Draft (St. Louis selected Marty Reasoner) and 1997 Entry Draft (later traded to Los Angeles – Los Angeles selected Matt Zultek) as compensation for signing Shayne Corson on July 28, 1995. Acquired a second round choice (later traded to Buffalo –

- Buffalo selected Cory Sarich) in 1996 Entry Draft in exchange for Steve Duchesne to Ottawa.
10 – Signed Bruce Racine as a free agent.

July, 1995

- 8 – Signed Dale Hawerchuk as a free agent.
14 – Signed goaltender Grant Fuhr as a free agent
27 – Acquired Chris Pronger from Hartford in exchange for Brendan Shanahan.
28 – Signed Shayne Corson as a free agent.

April, 1995

- 7 – Acquired Ottawa's ninth round choice (Libor Zabransky) in 1995 Entry Draft in exchange for Dan Laperriere and a ninth round choice (Erik Kaminski) in 1995 Entry Draft.

March, 1995

- 6 – Acquired Jeff Norton, a fourth selection in the 1997 Entry Draft and future considerations from San Jose in exchange for Craig Janney.
23 – Acquired Todd Elik from San Jose in exchange for Kevin Miller.

February, 1995

- 4 – Signed Glenn Anderson as a free agent.
16 – Signed Kevin Sawyer as a free agent.

January, 1995

- 18 – Kelly Chase claimed on waivers by Hartford. Igor Korolev claimed off waivers by Winnipeg. Greg Gilbert claimed off waivers from NY Rangers. Donald Dufresne claimed off waivers from Los Angeles.

October, 1994

- 3 – Signed Tony Twist as a free agent.
6 – Acquired Adam Creighton from Tampa Bay in exchange for Tom Tilley.

August, 1994

- 19 – Acquired Guy Carbonneau from Montreal in exchange for Jim Montgomery.
29 – Acquired Bill Houlder from Anaheim in exchange for Jason Marshall.
31 – Signed Greg Parks as a free agent.

July, 1994

- 4 – Acquired Al MacInnis and a fourth round pick in 1997 (Didier Tremblay) from Calgary in exchange for Phil Housley and a second round pick in 1996 (Steve Begin) and 1997 (John Tripp) to Calgary. (Mike Keenan, 1994)
24 – Acquired Esa Tikkanen and Doug Lidster from NY Rangers in exchange for Petr Nedved.

June, 1994

- 30 – Signed Jon Casey as a free agent.

March, 1994

- 4 – Signed Petr Nedved as a free agent.
9 – Signed Peter Stastny as a free agent.
14 – Craig Janney and a second round pick (Dave Scatchard) in 1994 awarded to Vancouver as compensation for the Blues signing free agent Petr Nedved.
21 – Acquired Craig Janney in exchange for Jeff Brown, Bret Hedican and Nathan LaFayette to Vancouver in exchange for Alexei Kasatonov acquired from Anaheim in exchange for Maxim Bets and a sixth round choice (later returned to St. Louis – St. Louis selected Dennis Hamel) in 1995 Entry Draft

January, 1994

- 23 – Acquired Steve Duchesne and Denis Chasse from Quebec in exchange for Bob Bassen, Garth Butcher and Ron Sutter.

October, 1993

- 3 – Chicago claimed Rich Sutter in Waiver Draft.

September, 1993

- 24 – Acquired Phil Housley from Winnipeg in exchange for Nelson Emerson and Stephane Quintal.

July, 1993

- 29 – Acquired Jim Hrivnak from Winnipeg in exchange for a sixth round choice (Chris Kibermanis) and future considerations.
30 – Signed Tony Hrkac and Tom Tilley as free agents.

June, 1993

- 2 – Signed Jim Montgomery as a free agent.
24 – Anaheim claimed Guy Hebert in Expansion Draft. Florida claimed Dave Lowry in Expansion Draft.

January, 1993

- 28 – Acquired Basil McRae, Doug Crossman and a fourth round pick (Andrei Petrakov) in 1996 Entry Draft from Tampa Bay in exchange for Jason Ruff.

November, 1992

- 1 – Acquired Kevin Miller from Washington in exchange for Paul Cavallini.

June, 1992

- 18 – Ottawa claimed Dominic Lavoie in Expansion Draft. Tampa Bay claimed Michel Mongeau in Expansion Draft.
19 – Acquired future considerations from Tampa Bay in exchange for Pat Jablonski, Darin Kimble, Steve Tuttle and Rob Robinson.

February, 1992

- 7 – Acquired Craig Janney and Stephane Quintal from Boston in exchange for Adam Oates.
27 – Quebec claimed Gino Cavallini off waivers. Signed Philippe Bozon as a free agent.
29 – Signed Curt Giles as a free agent.

November, 1991

- 13 – Acquired Lee Norwood from Hartford in exchange for future considerations.
26 – Acquired eighth round choice (Igor Boldin) in 1992 Draft from Winnipeg in exchange for Mario Marois.

October, 1991

- 2 – Signed Bruce Shoebottom as a free agent.
18 – Acquired Rick Zombo from Detroit in exchange for Vince Riendeau.

September, 1991

- 2 – Scott Stevens awarded to New Jersey as compensation for the Blues signing free agent Brendan Shanahan.
22 – Acquired Ron Sutter and Murray Baron from Philadelphia in exchange for Rod Brind'Amour and Dan Quinn.

August, 1991

- 7 – Signed Dave Mackey and Brian McKee as free agents.

July, 1991

- 23 – Signed Ron Hoover as a free agent.
24 – Signed Brendan Shanahan as a free agent.
30 – Dave Christian, a third round choice (Vitali Prokhorov) in 1992 and an option for the Bruins' seventh round choice (Lance Burns) in 1992 or a sixth round choice in 1993, as compensation from Boston for signing Glen Featherstone and Dave Thomlinson as free agents.

May, 1991

- 24 – Jim Vesey to Winnipeg to complete the Tom Draper trade on February 28, 1991. Tom Draper to Winnipeg for future considerations.
30 – San Jose claimed David Bruce in Expansion Draft.
31 – Signed Brian Pellerin as a free agent.



ST. LOUIS BLUES

March, 1991

- 5 – Acquired Garth Butcher and Dan Quinn from Vancouver in exchange for Geoff Courtnall, Sergio Momesso, Cliff Ronning, Robert Dirk and fifth round pick (Brian Loney) in 1992. Acquired Darren Veitch from Toronto in exchange for Keith Osborne.

February, 1991

- 4 – Acquired Darin Kimble from Quebec in exchange for Herb Raglan, Tony Twist and Andy Rymsha.
- 28 – Acquired future considerations from Winnipeg in exchange for Tom Draper.

October, 1990

- 3 – Claimed Mario Marois from Quebec in Waiver Draft. Claimed Bob Bassen from Chicago in Waiver Draft.
- 27 – Acquired an 11th round choice (Wade Salzman) in 1992 Draft from Pittsburgh in exchange for Gordie Roberts.

September, 1990

- 12 – Signed Alain Raymond as a free agent.

July, 1990

- 12 – Signed Scott Stevens as a free agent.
- 13 – Acquired Geoff Courtnall from Washington in exchange for Peter Zedel, Mike Lalor.
- 23 – Signed David Bruce and Jeff Lamb as free agents.

March, 1990

- 6 – Acquired Rich Sutter, Harold Snepsts and second round choice (Craig Johnson) acquired from St. Louis in September 6, 1988 trade from Vancouver in exchange for Adrien Plavsic and St. Louis' first round (Shawn Antoski) in 1990.
- 13 – Signed Yves Heroux as a free agent.

January, 1990

- 22 – Acquired Ron Wilson from Winnipeg in exchange for Doug Evans.

December, 1989

- 12 – Todd Ewen to Montreal for return of St. Louis' third round choice (Nathan Lafayette) in 1991 previously traded to Montreal for Mike Lalor.
- 13 – Acquired Jeff Brown from Quebec in exchange for Greg Millen and Tony Hrkac.

November, 1989

- 10 – Acquired 1991 third round choice (Kyle Reeves) from Los Angeles in exchange for Brian Benning.

September, 1989

- 29 – Acquired rights to Rik Wilson from Chicago in exchange for Craig Coxie.

August, 1989

- 21 – Signed Michel Mongeau and Rich Pion as free agents.

July, 1989

- 19 – Signed Rik Wilson as a free agent from Chicago.

June, 1989

- 15 – Acquired Adam Oates and Paul MacLean from Detroit in exchange for Bernie Federko and Tony McKegney.
- 16 – Signed Curtis Joseph as a free agent.
- 17 – Acquired Winnipeg's third choice (Denny Felsner) in 1989 Entry Draft and Winnipeg's second choice (Steve Staios) in 1991 Entry Draft in exchange for Greg Paslawski and St. Louis' third choice (Kris Draper) in 1989 Entry Draft.

February, 1989

- 3 – Acquired Phil DeGaetano from Boston in exchange for Scott Harlow.
- 13 – Acquired future considerations from Boston in exchange for Ron Flockhart.

January, 1989

- 16 – Acquired Mike Lalor from Montreal for the option to switch first round picks (Turner Stevenson) in 1990 Entry Draft and St. Louis' third round choice in 1991 Entry Draft.

November, 1988

- 29 – Acquired Mike Bullard from Philadelphia in exchange for Peter Zedel.

October, 1988

- 19 – Acquired Washington's sixth choice (Derek Frenette) in 1989 Entry Draft in exchange for Rob Whistle and St. Louis' eighth choice (Steve Martell) in 1990 Entry Draft.

September, 1988

- 6 – Acquired Mike Bullard, Craig Coxie and Tim Corkery from Calgary in exchange for Doug Gilmour, Mark Hunter and Michael Dark. Acquired Dave Richter and a second round choice in 1990 Entry Draft from Vancouver for Robert Nordmark.
- 29 – Acquired Peter Douris from Winnipeg in exchange for Kent Carlson, St. Louis' twelfth choice (Sergei Kharin) in 1989 Draft and St. Louis' fourth choice (Scott Levins) in 1990 Entry Draft. Acquired Dave Lowry from Vancouver in exchange for Ernie Vargas.

August, 1988

- 9 – Acquired Sergio Momesso and Vince Rienneau from Montreal in exchange for Jocelyn Lemieux, Darrell May and St. Louis' second choice (Patrice Brisbois) in 1989 Entry Draft.

March, 1988

- 7 – Acquired Brett Hull and Steve Bozek from Calgary for Rob Ramage and Rick Wamsley.
- 8 – Charlie Bourgeois and Hartford's third choice (Blair Atcheynum) in 1989 Entry Draft – acquired earlier by St. Louis in Mark Reeds deal, October 5, 1987 for Hartford's second choice (Rick Corriveau) in 1989 Entry Draft Gordie Roberts from Philadelphia for futures.

February, 1988

- 2 – Acquired Ernie Vargas from Montreal for future considerations.

January, 1988

- 21 – Acquired Scott Harlow from Montreal for future considerations.

December, 1987

- 11 – Acquired Paul Cavallini from Washington for Montreal's second choice (Wade Bartley) in 1988 Entry Draft – St. Louis' property via earlier deal.

November, 1987

- 26 – Sold Bill Root to Philadelphia.

October, 1987

- 5 – Acquired Hartford's third choice in 1989 Entry Draft, later returned to Hartford in March 8, 1988 Charlie Bourgeois deal Doug Wickenheiser claimed by Hartford in Waiver Draft.
- 13 – Acquired Gaston Gingras from Montreal in exchange for Larry Trader and future considerations.
- 23 – Acquired future considerations from NY Rangers in exchange for Jim Pavese.

September, 1987

- 28 – Signed Ron Hardy as a free agent.

June, 1987

- 5 – Acquired Perry Turnbull from Winnipeg in exchange for St. Louis' fifth choice (Ken Gernander) in 1987 Entry Draft.
- 13 – Acquired Calgary's fourth choice (Andy Rymsha) and fifth choice (Dave Lacouture) in 1988 Entry Draft in exchange for Ric Natress.
- 19 – Signed Dave Thominson as a free agent.

May, 1987

- 28 – Acquired Tony McKegney and Rob Whistle from NY Rangers in exchange for Bruce Bell and future considerations .

March, 1987

- 10 – Acquired Hartford's tenth choice (Andy Cesarski) in 1987 Entry Draft in exchange for Pat Hughes.

October, 1986

- 6 – Buffalo claimed Pat Hughes in Waiver Draft.
15 – Acquired Shawn Evans from Edmonton in exchange for Todd Ewen.
21 – Acquired Tim Bothwell from Hartford in exchange for Dave Barr.

September, 1986

- 22 – Signed Shane MacEachern and Dominic Lavoie as free agents.

August, 1986

- 7 – Acquired Larry Trader from Detroit in exchange for Lee Norwood.

February, 1986

- 1 – Acquired Eddy Beers, Charlie Bourgeois, and Gino Cavallini from Calgary in exchange for Joe Mullen, Rik Wilson and Terry Johnson.

January, 1986

- 31 – Acquired Kent Carlson from Montreal in exchange for Graham Herring and fifth choice (Eric Aubertin) in 1986 Entry Draft.

October, 1985

- 2 – Acquired Bruce Bell from Quebec in exchange for Gilbert Delorme.
4 – Sold Tim Bothwell to Hartford.
7 – Calgary claimed Craig Levie in Waiver Draft. Washington claimed Dwight Schofield in Waiver Draft. Purchased Ric Nattress from Montreal.
9 – Signed Darrell May as a free agent.

September, 1985

- 19 – Acquired Mark Johnson from New Jersey in exchange for Shawn Evans and New Jersey's fifth round choice (Mike Wolak) in 1986 Entry Draft for.
30 – Acquired Normand Baron from Montreal in exchange for future considerations.

August, 1985

- 13 – Signed Lee Norwood as a free agent.
26 – Acquired Ron Flockhart from Montreal in exchange for Perry Ganchar.
29 – Acquired Rick Meagher and New Jersey's 12th choice (Bill Butler) in 1986 Entry Draft in exchange for Perry Anderson.

June, 1985

- 10 – Signed Doug Evans as a free agent.
15 – Acquired Mark Hunter, Michael Dark and Montreal's second (Herb Raglan), third (Nelson Emerson), fifth (Dan Brooks) and sixth (Rick Burchill) round choices in 1985 Entry Draft in exchange for St. Louis' first (Jose Charbonneau); second (Todd Richard); fourth (Martin Desjardins); fifth (Tom Sagissor) and sixth (Don Dufresne) round choices in 1985 Entry Draft.

April, 1985

- 16 – Sent Jorgen Pettersson to Hartford to complete February 21, 1985 transaction.

February, 1985

- 21 – Acquired Mark Johnson and Greg Millen from Hartford for Mike Liut and future considerations.

January, 1985

- 29 – Acquired Luc Dufour from Quebec for Alain Lemieux.

October, 1984

- 9 – Pittsburgh claimed Wayne Babych in Waiver Draft.

- Minnesota claimed Craig Levie in Waiver Draft.
New Jersey claimed Dave Pichette in Waiver Draft.

September, 1984

- 13 – Signed Kevin LaVallee as a free agent.
14 – Signed Denis Cyr as a free agent.

June, 1984

- 9 – Acquired Rick Wamsley and Hartford's second choice (Brian Benning); Montreal property via earlier deal; Montreal's second choice (Tony Hrkac) and third choice (Robert Dirk) all in 1984 Entry Draft in exchange for St. Louis' first choice (Shayne Corson) and second (Stephane Richer) choices in 1984 Entry Draft.
26 – Sold rights to Dan Wood, Richard Zemlak and Roger Hagglund to Quebec.

March, 1984

- 2 – Hartford claimed Jack Brownschilde off waivers.
5 – Acquired Dave Barr and NY Rangers third choice (Alan Perry) in 1984 Draft in exchange for Larry Patey and rights to Bob Brooke.

February, 1984

- 10 – Acquired Dave Pichette from Quebec in exchange for Andre Dore.

January, 1984

- 5 – Purchased Michel Laroque from Philadelphia.

December, 1983

- 21 – Acquired Gilbert Delorme, Doug Wickenheiser and Greg Paslawski from Montreal in exchange for Perry Turnbull.

October, 1983

- 3 – Hartford claimed Bobby Crawford, Mike Crombeen and Mike Zuke off waivers.
Claimed Terry Johnson from Quebec in Waiver Draft.
Claimed Dwight Schofield from Montreal in Waiver Draft.

September, 1983

- 6 – Acquired Guy Chouinard from Calgary in exchange for future considerations.

August, 1983

- 19 – Gord Donnelly and Claude Julien to Quebec as compensation for Blues' signing Jacques Demers.

January, 1983

- 4 – Acquired Andre Dore from NY Rangers in exchange for Vaclav Nedomansky and Glen Hanlon. (Ronald Caron—1983)

October, 1982

- 1 – Signed Darrell May as a free agent.
Signed Curt Brackenbury as a free agent.
4 – NY Rangers claimed Bill Baker and Tim Bothwell in Waiver Draft. Minnesota claimed Jack Carlson in Waiver Draft.
6 – Claimed Vaclav Nedomansky on waivers from NYR.

August, 1982

- 4 – Acquired Pat Hickey from Quebec in exchange for Rick LaPointe.

July, 1982

- 22 – Signed Rob Tudor as a free agent.

June, 1982

- 3 – Kari Eloranta returned to Calgary.
9 – Acquired Rob Ramage from New Jersey in exchange for St. Louis' first choice (Rocky Trotter) in 1982 Entry Draft and St. Louis' first choice (John MacLean) in 1983 Entry Draft.



ST. LOUIS BLUES

March, 1982

- 8 – Acquired Kari Eloranta from Calgary for future considerations.
- 9 – Acquired Guy Lapointe from Montreal in exchange for St. Louis' second choice (Sergio Momesso) in 1983 Entry Draft. Acquired Glen Hanlon from Vancouver in exchange for Tony Currie, Jim Nill, Rick Heinz and a fourth choice (Shawn Kilroy) in 1982 Entry Draft.

February, 1982

- 14 – Pittsburgh claimed Gary Edwards on waivers. In lieu of waiver price, St. Louis receives Pittsburgh's eighth choice (Don Porter) in 1984 Entry Draft.

December, 1981

- 4 – Acquired Bill Baker from Colorado in exchange for Joe Micheletti and Dick Lamby.

October, 1981

- 1 – Claimed Trevor Johansen off waivers from Colorado.
- 8 – Acquired Gary Edwards from Edmonton in Waiver Draft.
- 3 – Acquired Scott Campbell and John Markell from Winnipeg in exchange for Bryan Maxwell, Ed Staniowski and Paul MacLean.

February, 1981

- 2 – Colorado claimed Craig Norwich off waivers.

November, 1980

- 12 – Signed Gerry Hart as a free agent.

October, 1980

- 30 – Acquired Bill Stewart from Buffalo in exchange for Bob Hess and St. Louis' fourth choice (Anders Wickberg) in 1981 Entry Draft.

July, 1980

- 14 – Signed John Taft as a free agent.
- 30 – Purchased Harvey Bennett from Calgary.

June, 1980

- 19 – Acquired Craig Norwich from Winnipeg in exchange for Rick Bowness.

May, 1980

- 8 – Signed Jorgen Pettersson as a free agent.

March, 1980

- 10 – Signed Terry Harper as a free agent.

November, 1979

- 6 – Sold Bruce Affleck and Gordon Buynak to Vancouver and sold Harvey Bennett to Atlanta.
- 13 – Acquired Blair Chapman from Pittsburgh for Bob Stewart.

October, 1979

- 3 – Purchased Frank Johnson from Atlanta.
- 10 – Acquired Ed Kea, Don Laurence and Atlanta's second choice (Hakan Nordin) in 1981 Entry Draft in exchange for Garry Unger.

August, 1979

- 7 – Acquired Joe Micheletti from Edmonton in exchange for Tom Roulston and Risto Siltanen.
- 16 – Signed Joe Mullen as a free agent. Purchased Tom Williams from Los Angeles.

June, 1979

- 7 – Acquired Blake Dunlop and Rick LaPointe from Philadelphia in exchange for Phil Myre. Cincinnati reclaimed Mike Liut from prior Expansion Draft. Winnipeg reclaimed Scott Campbell from prior Expansion Draft.
- 9 – Winnipeg claimed Scott Campbell as a priority selection. Acquired future consideration from NY Islanders in exchange for Barry Gibbs and Terry Richardson.

- 10 – Acquired Richie Hansen and Bryan Maxwell from Minnesota in exchange for St. Louis' second choice (Dave Reiersen) later transferred to Calgary – in 1983 Entry Draft.

- 13 – Neil Komadoski, Bob Murdoch and Bobby Simpson claimed as fill in Expansion Draft. John Smrke and Jamie Masters claimed by Quebec in Expansion Draft Inge Hammarstrom claimed by Edmonton in Expansion Draft. Gord McTavish claimed by Winnipeg in Expansion Draft. Hartland Monahan purchased from Quebec.

- 14 – Acquired Ralph Klassen from NY Islanders as part of June 9, 1979 trade.

May, 1979

- 24 – Acquired Bobby Simpson from Atlanta in exchange for Curt Bennett.

April, 1979

- 16 – Signed Rick Heinz as a free agent.

March, 1979

- 9 – Minnesota purchased Harvey Bennett to complete future considerations of August 8, 1978 acquisition.

November, 1978

- 2 – Claimed Charles Luksa off waivers from Montreal.
- 4 – Sold Rod Seiling to Atlanta.
- 6 – Sold Joe Casey, John Cochrane, Frank Johnson, Blair Wheeler and Jim Farrell to Atlanta.

October, 1978

- 7 – Acquired Gord McTavish from Montreal in exchange for Mike Korney.
- 9 – Claimed Larry Giroux from Detroit in Waiver Draft.
- 10 – Purchased Rick Bowness from Detroit.

August, 1978

- 2 – Signed Mike Korney as a free agent.
- 7 – Purchased Bob Murdoch from Minnesota.
- 8 – Acquired Harvey Bennett from Minnesota for future considerations.
- 11 – Signed Steve Durbano as a free agent.
- 12 – Claimed Rick Shinske off waivers from Minnesota.

July, 1978

- 26 – Signed Terry Richardson as a free agent.

June, 1978

- 12 – Acquired Mike Walton from Vancouver in exchange for St. Louis' fourth choice (Harold Luckner) in 1978 Amateur Draft.
- 15 – Mike Crombeen claimed in Cleveland—Minnesota Dispersal Draft. Acquired Bob Stewart from Minnesota in exchange for St. Louis' second choice (Jali Wahlsten) in 1981 Entry Draft.

January, 1978

- 14 – Acquired Neil Komadoski from Los Angeles in exchange for St. Louis' second choice (Greg Terrion) in 1980 Entry Draft.
- 27 – Sold Eddie Johnston to Chicago.

December, 1977

- 12 – Acquired Phil Myre, Curt Bennett and Barry Gibbs from Atlanta in exchange for Yves Belanger, Bob MacMillan, Dick Redmond and St. Louis' second choice (Mike Perovich) in 1979 Entry Draft to Atlanta.

November, 1977

- 1 – Acquired Inge Hammarstrom from Toronto in exchange for Jerry Butler.

October, 1977

- 20 – Signed Gary Holt as a free agent.
- 24 – Minnesota claimed Bill Fairbairn off waivers.

August, 1977

- 9 – Acquired Dick Redmond from Chicago in exchange for Pierre Plant.
 17 – Acquired Len Frig from Cleveland in exchange for the rights to Mike Eaves.
 18 – Acquired Jim Roberts from Montreal in exchange for St. Louis' third choice (Guy Carboneau) in 1979 Amateur Draft.

February, 1977

- 18 – Sold Derek Sanderson to Vancouver.

December, 1976

- 20 – Acquired Joe Zanusso from Boston for Rick Smith.

October, 1976

- 12 – Claimed Gilles Marotte from NY Rangers off waivers.
 22 – Purchased Charles Shaw from Providence Reds.

September, 1976

- 9 – Signed Rod Seiling as a free agent with compensation from Toronto. As compensation Toronto received cash and second choice (Joel Quenneville) in 1978 Amateur Draft.

June, 1976

- 16 – Traded Rick Wilson to Detroit to complete March 9, 1976 acquisition of Doug Grant. (Emile Francis–1976)

March, 1976

- 6 – Sold Bert Wilson and rights to Curt Brackenbury to Los Angeles.
 9 – Acquired Doug Grant from Detroit for future considerations. Acquired Dave Hrechkosy from California in exchange for St. Louis' fifth choice (Cal Sandbeck) in 1976 Amateur Draft and the return of California's previously traded third choice (Reg Kerr) in 1977 Amateur Draft.

November, 1975

- 24 – Acquired Larry Patey and California's third choice (Reg Kerr) in 1977 in exchange for Wayne Merrick.

October, 1975

- 22 – Purchased Rick Smith from California.
 30 – Acquired Derek Sanderson from NY Rangers in exchange for NY Rangers' first round choice (Lucien Deblois) obtained in August 29, 1974 trade for Larry Sacharuk.

September, 1975

- 21 – Acquired Bob MacMillan from NY Rangers in exchange for Larry Sacharuk.
 Signed Bernie MacNeil as a free agent.

July, 1975

- 3 – Purchased Gilles Gratton from Buffalo.

June, 1975

- 18 – Acquired Jerry Butler, Ted Irvine and Bert Wilson from NY Rangers for John Davidson and Bill Collins, Denis Dupere, Craig Patrick and cash to Kansas City for Lynn Powis and Kansas City's second choice (Brian Sutter) in 1976 Amateur Draft. (Dennis Ball–1975)

May, 1975

- 27 – Acquired Bruce Cowick from Washington off waivers.

March, 1975

- 10 – Acquired Jim McCrimmon from Los Angeles for cash.

February, 1975

- 10 – Acquired Denis Dupere from Washington in exchange for Ace Bailey and Stan Gilbertson.

January, 1975

- 9 – Acquired Bruce Affleck from California in exchange for Frank Spring.

- 20 – Acquired Bernie Lukowich from Pittsburgh in exchange for Bob Stumpf.

December, 1974

- 5 – Purchased Claude Larose from Montreal.
 30 – Acquired Red Berenson from Detroit for Phil Roberto and a third choice (Blair Davidson) in 1975 Amateur Draft.

November, 1974

- 11 – Acquired Craig Patrick and Stan Gilbertson from California in exchange for Dave Gardner and Butch Williams.
 28 – Acquired Chuck Lefley from Montreal in exchange for Don Awrey.

October, 1974

- 29 – Acquired Chris Evans and a fourth choice (Mike Liut) in 1976 Amateur Draft from Kansas City in exchange for Larry Giroux.

September, 1974

- 16 – Sold Ted Harris to Philadelphia.
 Acquired second choice (Jamie Masters) in 1975 Draft and rights to Randy Andrechuk from Philadelphia in exchange for Wayne Stephenson.

August, 1974

- 29 – Acquired Larry Sacharuk and NY Rangers' first choice in 1977 Amateur Draft in exchange for Greg Polis and a Draft choice returned to NY Rangers in acquisition of Derek Sanderson on October 30, 1975.
 Acquired Yves Belanger from Cleveland (WHA) in exchange for cash.
 Signed Doug Palazzari as a free agent.

July, 1974

- 18 – Acquired Ron Serafini from California in exchange for Glenn Patrick.

June, 1974

- 10 – Acquired Brian Ogilvie from Chicago in Intra-League Draft.
 Acquired Murray Kuntz from Rochester (AHL) for cash.
 12 – Gord Brooks and Bob Collyard to Washington in Expansion Draft. John Wright to Kansas City in Expansion Draft. (Gerry Ehman–1974)
 14 – Glen Sather to Montreal to complete May 27, 1974 trade in which St. Louis acquired Rick Wilson and Montreal's fifth choice (Don Wheldon) for St. Louis' fourth choice (Barry Legge) in 1974 Amateur Draft.

May, 1974

- 27 – Acquired Eddie Johnston Rick Wilson from Montreal with Montreal's fifth choice (Don Wheldon) in 1974 Amateur Draft for St. Louis' fourth choice (Barry Legge) in same draft and a player to be named later – Glen Sather see June 14, 1974 in exchange for Gary Sabourin.

March, 1974

- 9 – Acquired Dave Gardner from Montreal in exchange for St. Louis' first choice (Doug Risebrough) in 1974 Amateur Draft.

February, 1974

- 14 – Acquired Ace Bailey, Ted Harris and Bill Collins from Detroit in exchange for Chris Evans, Bryan Watson and Jean Hamel.

January, 1974

- 17 – Acquired Bryan Watson, Greg Polis and a second choice (Bob Hess) in 1974 from Pittsburgh in exchange for Ab Demarco, Steve Durbano and J. Bob Kelly.

December, 1973

- 10 – Acquired John Wright from Vancouver in exchange for Mike Lampman. Acquired Frank Spring from Philadelphia in exchange for Ray Schultz.



ST. LOUIS BLUES

November, 1973

Acquired Bob Stumpf from Philadelphia in exchange for George Pesut.

October, 1973

- 4 – Acquired Nick Harbaruk from Pittsburgh in exchange for Bob Johnson.
- 5 – Acquired Don Awrey from Boston in exchange for Jack Rathwell and St. Louis' second choice (Mark Howe) in 1974 Amateur Draft and cash.
- 27 – Sold Brent Hughes to Detroit.
- 28 – Acquired Glen Sather & Rene Villemure from NY Rangers in exchange for Jack Egers.

September, 1973

- 8 – Acquired J. Bob Kelly from NY Rangers in exchange for Norm Dennis and Don Borgeson. Traded Roger Lafreniere to San Diego (WHL) for cash.
- 11 – Signed Ken Richardson as a free agent.

June, 1973

- 12 – Joe Noris to Buffalo in Intra-League Draft. (Charles Catto–1973)
- 14 – Acquired Jack Rathwell from Buffalo in exchange for Paul Curtis.
- 15 – Buffalo claimed Jacques Caron in Reverse Draft.

March, 1973

- 2 – Acquired Ab Demarco from NY Rangers in exchange for Mike Murphy.

January, 1973

- 8 – Acquired Paul Curtis from Los Angeles in exchange for Frank St. Marseille.
- 31 – Purchased Connie Madigan from Portland.

December, 1972

- 14 – Acquired Brent Hughes and Pierre Plante from Philadelphia in exchange for Andre Dupont and St. Louis' third choice (Bob Stumpf) in 1973 Amateur Draft.

November, 1972

- 25 – Atlanta claimed Noel Picard off waivers.

October, 1972

- 12 – Signed Jack Borotsik as a free agent.

September, 1972

- 1 – Sold Brian Lavender to the NY Islanders.
- 15 – Purchased Chris Bordeleau from Chicago.

August, 1972

Acquired Connie Fory from NY Islanders in exchange for cash. Signed Warren (Butch) Williams as a free agent. (Sid Abel–1972)

June, 1972

- 6 – Terry Crisp and Larry Hornung to NY Islanders in Expansion Draft. Billy Plager to Atlanta in Expansion Draft.
- 7 – Curt Bennett and Peter McDuffe to NY Rangers to complete May 24, 1972 acquisition of Steve Durbano.

May, 1972

- 24 – Acquired Steve Durbano from NY Rangers for future considerations.

March, 1972

- 3 – Buffalo claimed Kevin O'Shea off waivers.
- 5 – Acquired Chris Evans from Buffalo in exchange for George

Morrison and St. Louis' second choice (Larry Carriere) in 1972 Amateur Draft.

February, 1972

- 8 – Acquired Danny O'Shea from Chicago in exchange for Chris Bordeleau.

January, 1972

- 3 – Signed Wayne Stephenson as a free agent.

December, 1971

- 8 – Philadelphia claimed Michel Parizeau off waivers.
- 13 – Acquired Phil Roberto from Montreal in exchange for Jim Roberts.

November, 1971

- 9 – Sold Bill Sutherland to Detroit.
- 11 – Purchased Bernard Blanchette from Montreal.
- 15 – Acquired Jack Egers, Andre Dupont and Mike Murphy from NY Rangers in exchange for Gene Carr, Jim Lorentz and Wayne Connelly.
- 28 – Purchased Gerry Odrowski from Phoenix.

October, 1971

- 1 – Minnesota claimed Craig Cameron off waivers. Acquired Bob Johnson from Detroit in exchange for cash.

September, 1971

Acquired Chuck Hamilton from Hershey (AHL) in exchange for cash. (Lynn Patrick–1971)

June, 1971

- 7 – Acquired Jim McLeod from Portland Hockey Club in Inter-League Draft.
- 8 – Acquired Michel Parizeau from NY Rangers in Intra-League Draft. Minnesota claimed Brian Lavender in reverse draft.
- 14 – Purchased Glen Patrick from NY Rangers.

May, 1971

- 12 – Mike Lowe, Ab McDonald and Bob Wall to Detroit to complete February 18, 1971 acquisition of Carl Brewer. Jim Shires from Detroit for Richard Sentes.
- 25 – Acquired Peter McDuffe from NY Rangers in exchange for St. Louis' first round choice (Steve Vickers) in 1971 Amateur Draft.

February, 1971

- 6 – Acquired Garry Unger and Wayne Connelly from Detroit in exchange for Red Berenson and Tim Ecclestone.
- 18 – Acquired Carl Brewer from Detroit in exchange for future considerations.

January, 1971

- 28 – Acquired Fran Huck from Montreal in exchange for St. Louis' second choice (Michel Deguise) in 1971 Amateur Draft.

December, 1970

- 3 – Purchased John Arbour from Vancouver.
- 11 – Purchased Michel Plasse from Montreal.

November, 1970

- 3 – Buffalo claimed Steve Atkinson off waivers.
- 4 – Acquired Bob Baun from Buffalo in exchange for Larry Keenan & Jean-Guy Talbot.
- 13 – Acquired Brit Selby from Toronto in exchange for Bob Baun.

October, 1970

- 1 – Signed Floyd Thomson as a free agent.
- 2 – Acquired Craig Cameron from Buffalo in exchange for Ron Anderson.
- 19 – Purchased Bill Sutherland from Philadelphia.

September, 1970

- 9 – Purchased Gerald Lemire from NY Rangers.



ST. LOUIS BLUES

August, 1970

Acquired Bob McCord from Minnesota in exchange for cash.

June, 1970

- 9 – Acquired Chris Evans from Phoenix in Intra-League Draft. Acquired Steve Atkinson from Hershey in Intra-League Draft. Sent Gerald Lemire to NY Rangers in Intra-League Draft.
- 10 – Sold Andre Boudrias to Vancouver. Purchased Murray Flegel and Lyle Carter from Montreal. Gary Edwards, Chris Evans and Phil Goyette to Buffalo in Expansion Draft. Wayne Maki to Vancouver in Expansion Draft.

May, 1970

- 11 – Acquired Bob Wall from Los Angeles in exchange for Ray Fortin.
- 18 – Sold Jacques Plante to Toronto.
- 22 – Purchased Chris Bordeleau from Montreal.
- 26 – Acquired Jim Lorentz from Boston in exchange for St. Louis' first choice (Ron Plumb) in 1970 Amateur Draft.

November, 1969

- 29 – Signed Dickie Moore as a free agent.

October, 1969

- 29 – Purchased Norm Dennis from Montreal.

June, 1969

- 13 – Acquired Camille Henry, Bill Plager and Robbie Irons. Baltimore drafted Bill Hay from St. Louis in Reverse Draft. Buffalo drafted Seth Martin from St. Louis in Reverse Draft from NY Rangers in exchange for Don Caley and Wayne Rivers.
- 27 – Acquired Seth Martin from Buffalo (AHL) in exchange for cash.

June, 1968

- 11 – Acquired Lou Angotti and Ian Campbell from Philadelphia in exchange for Darryl Edestrand and Gerry Melnyk. Acquired Ab McDonald from Pittsburgh in exchange for Lou Angotti. Hershey claimed Myron Stankiewicz from Inter-League Draft. Acquired Terry Gray from Los Angeles in exchange for Myron Stankiewicz. Purchased Ted Quimet, Gerald Lemire and Kenneth Faranski from Montreal. (Scotty Bowman–1968)
- 12 – Acquired Jacques Plante from NY Rangers in Intra-League Draft. Myron Stankiewicz from Los Angeles in Intra-League Draft.
- 13 – Buffalo claimed Seth Martin by (AHL) in reserve draft.

April, 1968

- 20 – Signed Doug Harvey as free agent.

March, 1968

- 25 – Sold Pat Quinn to Toronto.

January, 1968

- 13 – Claimed Jean-Guy Talbot off waivers from Detroit.

November, 1967

- 23 – Signed Frank St. Marseille as a free agent.
- 29 – Acquired Red Berenson and Barclay Plager from New York in exchange for Ron Attwell and Ron Stewart.

October, 1967

- 9 – Acquired Craig Cameron, Larry Hornung and Don Giesebrecht from Detroit in exchange for John Brenneman.

June, 1967

- 6 – Signed Seth Martin and Roger Picard as free agents. Acquired Tim Ecclestone, Gary Sabourin, Bob Plager and Gord Kannegiesser from NY Rangers in exchange for Rod Seiling. (All players chosen in Expansion Draft.) Glenn Hall, Bill Hay and Gerry Melnyk from Chicago. Don Caley, Don McKenney and Norm Beaudin from Detroit. Jim Roberts and Noel Picard from Montreal. Al Arbour, Darryl Edestrand, Larry Kennan, Fred Hucul, John Brenneman and Gary Veneruzzo from Toronto. Rod Seiling and Max Mestinek from NY Rangers. Terry Crisp, Wayne Rivers, Ron Schock and Ron Stewart from Boston. (Lynn Patrick–1967)
- 13 – Claimed Don Caley, Norm Beaudin, and Don McKenney from Pittsburgh Hornets.
- 14 – Purchased Ron Attwell with Pat Quinn from Montreal. Acquired Bill McCreary from Montreal in exchange for Claude Cardin (amateur) and Phil Obendorf.
- 21 – Purchased Claude Cardin from Montreal.
- 30 – Signed Ray Fortin as a free agent.

ST. LOUIS BLUES THE FIRST TIME IN BLUES HISTORY...

FIRST HOME GAME:

October 11, 1967 - Minnesota 2 at St. Louis 2

FIRST ROAD GAME:

October 14, 1967 - St. Louis 4 at Pittsburgh 2

FIRST GOAL:

October 11, 1967 - Larry Keenan at 3:22 of the first period

FIRST ASSISTS:

October 11, 1967 vs. Minnesota - Bob Plager and Fred Hucul at 3:22 of the first period

FIRST TWO-GOAL GAME:

November 1, 1967 vs. Boston - Ron Stewart

FIRST THREE-GOAL GAME:

November 3, 1968 at Detroit - Camille Henry

FIRST FOUR-GOAL GAME:

February 5, 1981 vs. Toronto - Perry Turnbull

FIRST SIX-GOAL GAME:

November 7, 1968 at Philadelphia - Red Berenson

FIRST TWO-ASSIST GAME:

October 21, 1967 vs. Los Angeles - Gerry Melnyk

FIRST THREE-ASSIST GAME:

January 31, 1968 vs. Pittsburgh - Jim Roberts

FIRST FOUR-ASSIST GAME:

March 11, 1970 at Minnesota - Frank St. Marseille

FIRST FIVE-ASSIST GAME:

November 22, 1983 vs. Toronto - Brian Sutter

FIRST SHUTOUT, FOR:

December 9, 1967 at Oakland - Glenn Hall

FIRST SHUTOUT, AGAINST:

October 22, 1967 at Detroit - Roger Crozier

FIRST PENALTY:

October 11, 1967 - Bob Plager at 1:04 of the first period

FIRST MAJOR PENALTY:

October 11, 1967 - Roger Picard at 15:37 of the third period

FIRST MISCONDUCT:

October 18, 1967 - Noel Picard at 19:54 of the third period

FIRST GAME MISCONDUCT:

February 7, 1968 - Bob Plager at 14:46 of the first period

FIRST DOUBLE MAJOR:

October 13, 1967 - Bob Plager at 10:49 of the first period

FIRST BLUES PENALTY SHOT:

April 27, 1968 vs Minnesota - Jim Roberts unsuccessful against Cesare Maniago

FIRST PENALTY SHOT AGAINST:

January 31, 1968 vs. Pittsburgh - George Konik scored against Glenn Hall

FIRST OVERTIME GAME, PLAYOFF:

April 10, 1968 - Larry Keenan at 4:10 OT, St. Louis 3 at Philadelphia 2

FIRST OVERTIME GAME, REGULAR SEASON:

November 8, 1984, St. Louis 5 at Los Angeles 5

FIRST SHOOTOUT GAME:

October 20, 2005, St. Louis 2 at Nashville 3

FIRST SELLOUT (ST. LOUIS ARENA):

March 2, 1968, Chicago 3 at St. Louis 3, 15,351 (14,500 capacity)

FIRST SELLOUT (SCOTTRADE CENTER):

January 26, 1995, Los Angeles 1 at St. Louis 3, 20,282 (19,260 capacity)



ST. LOUIS BLUES THE LAST TIME IN BLUES HISTORY....

BLUES SHUTOUT THEIR OPPONENT:

March 7, 2019 – St. Louis 4 at Los Angeles 0 (Jake Allen)

OPPONENT SHUTOUT BLUES:

March 14, 2019 – St. Louis 0 at Ottawa 2 (Anders Nilsson)

SCORELESS GAME AT HOME:

November 4, 2000 – St. Louis 0 (Turek) vs. Toronto 0 (Curtis Joseph)

SCORELESS GAME ON THE ROAD:

December 14, 1998 – St. Louis 0 (Fuhr) at Colorado 0 (Patrick Roy)

BLUES PLAYER RECORDED A HAT TRICK:

March 21, 2019 vs. Detroit, 5-2 W – Ivan Barbashev

BLUES PLAYER RECORDED FOUR GOALS IN ONE GAME:

January 6, 2015 at Arizona, 6-0 W – David Backes

PLAYER SCORED ALL BLUES GOALS IN ONE GAME (3 OR MORE):

October 30, 2010 vs. Atlanta, 4-3 SOW – Jay McClement

OPPONENTS RECORDED A HAT TRICK:

March 2, 2019 vs. Dallas, 1-4 L – Jamie Benn

BLUES SCORED AN EMPTY NET GOAL:

March 21, 2019 vs. Detroit, 5-2 W – Ivan Barbashev

OPPONENTS SCORED AN EMPTY NET GOAL:

March 29, 2019 at New York Rangers, 2-4 L – Chris Kreider

BLUES GOALTENDER ASSISTED ON A GOAL:

October 18, 2017 vs. Chicago, 5-2 W – Jake Allen

BLUES SCORED SIX GOALS IN ONE PERIOD:

February 23, 1991 vs. Boston, 9-2 W third period

BLUES HAD A PENALTY SHOT:

November 30, 2018 at Colorado, 3-2 W – Oskar Sundqvist, unsuccessful against Semyon Varlamov

OPPONENTS HAD A PENALTY SHOT:

October 11, 2018 vs. Calgary, 5-3 W – Sean Monahan, unsuccessful against Jake Allen

BLUES SCORED A GOAL IN THE LAST SECOND OF A PERIOD:

February 20, 2016 – David Backes scored an empty-net goal at 19:59 of the third period against Arizona. St. Louis 6 at Arizona 4 W

OPPONENTS SCORED A GOAL IN THE LAST SECOND OF A PERIOD:

February 1, 2018 – David Backes scored an empty-net goal at 19:59 of third period, St. Louis 1 at Boston, 3 L

BLUES CAME BACK FROM A 5 GOAL DEFICIT TO WIN OR TIE:

November 29, 2000 - Trailing 5-0 in the third period, St. Louis 6 @ Toronto 5 OT

NO PENALTIES AGAINST BLUES:

February 19, 2019 – St. Louis 3 vs. Toronto 2 (OT)

NO PENALTIES AGAINST OPPONENTS:

January 23, 2019 – St. Louis 5 at Anaheim 1 W

NO PENALTIES AGAINST EITHER TEAM:

February 11, 1978 – St. Louis 3 at Montreal 7

BLUES HELD SHOTLESS IN A PERIOD:

October 15, 2016 - third period, St. Louis 3 vs. NY Rangers 2

BLUES HELD OPPONENTS SHOTLESS IN PERIOD:

February 26, 1998 - third period St. Louis 1 at San Jose 3

BLUES SWEEP A SEASON SERIES (2 games or more):

2018-19 – Colorado (4-0-0), Florida (2-0-0), New Jersey (2-0-0), Philadelphia (2-0-0), Tampa Bay (2-0-0), Toronto (2-0-0), Vegas (3-0-0), Washington (2-0-0)

OPPONENTS SWEEP SEASON SERIES (2 games or more):

2018-19 – New York Islanders (0-1-1), New York Rangers (0-2-0)

TEAM NAME AND EMBLEM

In 1967 the city of St. Louis was awarded an NHL franchise. The selection of the team's name was an easy one for owner Sid Salomon Jr. "The name of the team has to be the Blues" exclaimed Salomon, after being awarded the new franchise. "It's part of the city where W.C. Handy composed his famed song while thinking of his girl one morning."

The River City of St. Louis has a tradition for blues singers, and the team name represents its rich history. Salomon said, "**No matter where you go in town there's singing, that's the spirit of St. Louis.**"

The emblem the team proudly displays on their sweater is the Blue Note. The Blue Note was taken from the music scale and represents the team's name. Although the Blue Note has been enhanced and modernized, it remains a St. Louis tradition.

The 1997-98 season saw the Blues introduce an "alternative sweater" in January that celebrates a traditional look with a nod to the future. A streamlined Blue Note reminiscent of Blue Notes worn on earlier jerseys is the foundation of the new look. A new "word mark" which introduced navy blue to the team's name and logo was phased in during the season along with the new, restored Blue Note.

The 1998-99 season saw the team unveil a new road uniform with the same clean, colorful design as the Blues' home sweater. This road uniform completed the transition to a totally new look on the road and at home.

In 2007-08, the Rbk EDGE Uniform System was introduced, marking the first time in the history of North American professional sports that a uniform innovation had been implemented League-wide.

On Nov. 21, 2008 vs. Anaheim, the Blues introduced their first ever third jersey. In contrast to previous Blues uniforms which were (and are) primarily accented in royal blue and gold, the third jersey and matching socks featured more emphasis on navy blue and white. The logo on the crest of the jersey featured the time-honored Blue Note against the Gateway Arch.

On June 20, 2017, the NHL and adidas unveiled the ADIZERO Authentic NHL home jerseys and uniforms for all 31 teams. For the design, the adidas worked closely with the Blues to respectfully preserve the team's current uniform identity when moving to the new ADIZERO technology platform. The ADIZERO innovations provide NHL players with lighter jerseys with a cooler feel and increased durability.



1967-84



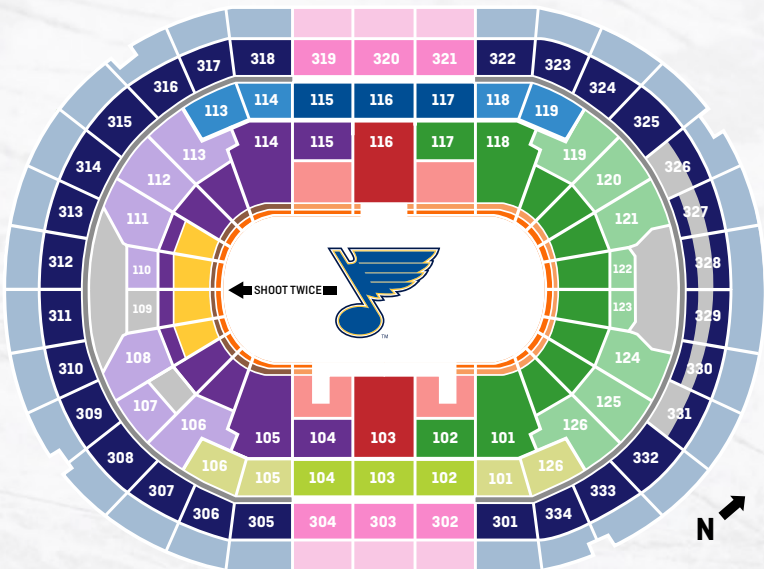
1984-87



1987-98



1998-present



SEATING AREA

GLASS ROW A

SCOTT CREDIT UNION RINKSIDE CLUB

JAMESON CLUB AT CLARK AVENUE

AMERICAN EAGLE CREDIT UNION TERRACE

GLASS ROWS C-D

CENTER ICE PREMIER

PLAZA CENTER

PLAZA END LOW

PLAZA END

BLUE CHIP LOW

BLUE CHIP

MEZZ CENTER ROW A

MEZZ END ROW A

MEZZ CENTER LOW

MEZZ CENTER

MEZZ END LOW

MEZZ END

SPECIAL AMENITIES

GLASS ROW A

- Pub '67 access featuring crave-worthy snacks and appetizers paired with spirits, beer & wine
- Scott Credit Union Rinkside Club access

GLASS ROWS C-D

- \$40 loaded value included on each ticket

SCOTT CREDIT UNION RINKSIDE CLUB

- Rinkside Club access featuring all-inclusive action stations, liquor, draft beer & house wine
- Rinkside Club access is available for seats in Row B around the rink, Rows C-D in sections 105-114 and Rows E-F in sections 108-111

JAMESON CLUB AT CLARK AVENUE

- Clark Avenue Club access featuring all-inclusive food, beer & house wine, and premium spirit upgrade of \$4-\$8
- Limited in-seat beverage service available

AMERICAN EAGLE CREDIT UNION TERRACE

- All-Inclusive hot dogs, popcorn, nachos, soft drinks, wine and select Budweiser products
- In-seat service until the start of the 3rd period

ENTERPRISE CENTER



Enterprise Center opened in October 1994 and rests on the former site of Kiel Auditorium in the heart of downtown St. Louis. Over the past three summers, the building has undergone over \$90 million in renovations, elevating it to the top tier of event venues in the country. Enterprise Center is a contemporary glass and concrete structure with four seating levels, private suites, party rooms, dozens of concession stands and food courts and three retail shops. The 665,000-square-foot arena seats approximately 17,200 for St. Louis Blues games.

Enterprise serves as the home to the St. Louis Blues Hockey Club, while also featuring a full range of arena programming including concerts, comedy shows, family shows and other sporting events. Enterprise Center plays host to a wide variety of major college sporting events, including the annual Missouri Valley Conference Men's Basketball Tournament and the annual Bud Light Braggin' Rights Missouri vs. Illinois basketball game and the upcoming 2018 SEC Men's Basketball Tournament.

Event highlights since first opening include multiple NCAA Championships, including the 2018 SEC Men's Basketball Tournament and the 2016 NCAA Division I Men's Basketball Championship First & Second Rounds; the 2000, 2004, 2005, 2008, 2009, 2012, 2015 and 2017 NCAA Division I Men's Wrestling Championships; 2009 NCAA Women's Final Four Basketball Championships and the 2007 NCAA Division I Men's Ice Hockey Frozen Four National Championship; the 2006 U.S. Figure Skating Championships; 1999 Papal Visit Youth Rally; superstar concerts including Bon Jovi, Billy Joel, Elton John, Paul McCartney, U2, Frank Sinatra, Garth Brooks, Pavarotti, Madonna, Lady Gaga, Taylor Swift and The Rolling Stones; sold out World Wrestling Entertainment live television events; and annual performances of the Harlem Globetrotters and Disney on Ice.

Enterprise Center is privately operated by SLB Acquisition LLC, owner of the St. Louis Blues Hockey Club, under the leadership of its chairman, Tom Stillman.



STIFEL
THEATRE



Stifel Theatre is a historic, 3100 seat theater in the heart of downtown St. Louis. Originally opened in 1934 as the Kiel Opera House, the stage welcomed some of entertainment's greatest performers, including Frank Sinatra, Ray Charles, Bob Dylan and the Rolling Stones before closing in 1991. A \$78.7 million restoration of the facility began in 2010, restoring this historical gem to its original splendor, while installing state-of-the-art upgrades.

Stifel Theatre held its Grand Opening Gala on October 1, 2011, featuring Jay Leno and Aretha Franklin. The venue plays host to a wide variety of events, including concerts, comedy shows, theatricals, family shows, holiday productions and more. Event highlights since reopening include Roger Daltrey, Widespread Panic, Bonnie Raitt, Jason Isbell, The Avett Brothers, Lorde, Willie Nelson, Chris Rock, Amy Schumer, Ron White, Jimmy Fallon, Blue Man Group, The Book of Mormon and Oprah's Lifeclass.

In addition to its main theater space, Stifel Theatre has ballroom and small theater space available for private events, including weddings, corporate events and fundraising galas.

The Stifel Theatre is owned and operated by a partnership that includes the St. Louis Blues ownership group, headed by Tom Stillman, along with Clayco Realty Group President, Chris McKee and his brother, Paric Corporation President, Joe McKee.





ST. LOUIS BLUES

ST. LOUIS BLUES ALL-TIME PLAYOFF SERIES RESULTS

TEAM	YEAR	SERIES	WINNER	W	L	GF	GA	TEAM	YEAR	SERIES	WINNER	W	L	GF	GA			
Boston	1970	Finals	Boston	0	4	7	20	LA Kings	1969	Semifinals	St. Louis	4	0	16	5			
	1972	Semifinals	Boston	0	4	8	28		1998	Conf. Quarterfinals	St. Louis	4	0	16	8			
	2019	Finals	St. Louis	4	3	18	22		2012	Conf. Semifinals	LA	0	4	6	15			
			Totals	4	11	33	70		2013	Conf. Quarterfinals	LA	2	4	10	12			
											Totals	10	8	48	40			
Buffalo	1976	Preliminary	Buffalo	1	2	8	7	Minnesota	2015	Conf. Quarterfinals	Minnesota	2	4	14	17			
			Totals	1	2	8	7				2017	Conf. Quarterfinals	St. Louis	4	1	11	8	
											Totals	6	5	25	25			
Calgary	1986	Semifinals	Calgary	3	4	22	28	Montreal	1968	Finals	Montreal	0	4	7	11			
			Totals	3	4	22	28				1969	Finals	Montreal	0	4	3	12	
Chicago	1973	Quarters	Chicago	1	4	9	22	1977	Quarterfinals	Montreal	0	4	4	19				
			Chicago	0	3	4	12			Totals	0	12	14	42				
	1982	Division Finals	Chicago	2	4	19	23			Nashville	2017	Conf. Semifinals	Nashville	2	4	11	15	
	1983	Division Semifinals	Chicago	1	3	10	16	Totals	2				4	11	15			
	1988	Division Semifinals	St. Louis	4	1	21	17	NY Rangers	1981				Quarterfinals	New York	2	4	22	29
	1989	Division Finals	Chicago	1	4	12	19							Totals	2	4	22	29
	1990	Division Finals	Chicago	3	4	22	28			Philadelphia	1968	Quarterfinals		St. Louis	4	3	17	17
	1992	Division Semifinals	Chicago	2	4	19	23							1969	Quarterfinals	St. Louis	4	0
	1993	Division Semifinals	St. Louis	4	0	13	6	Totals	8				3	34	20			
	2002	Conf. Quarterfinals	St. Louis	4	1	13	5	Colorado	2001				Conference Finals	Colorado	1	4	11	17
	2014	Conf. Quarterfinals	Chicago	2	4	14	20			Totals	1	4		11	17			
	2016	Conf. Quarterfinals	St. Louis	4	3	19	20			Phoenix/ Winnipeg	1982	Division Semifinals		St. Louis	3	1	20	13
	Totals	28	35	175	211	1999	Conf. Quarterfinals							St. Louis	4	3	19	16
												Totals	7	4	39	29		
Minnesota/ Dallas	1968	Semifinals	St. Louis	4	3	18	22	Pittsburgh	1970	Semifinals	St. Louis	4	2	19	10			
			St. Louis	4	2	20	16				1975	Preliminary	Pittsburgh	0	2	6	9	
	1971	Quarterfinals	Minnesota	2	4	15	16				1981	Preliminary	St. Louis	3	2	20	21	
	1972	Quarterfinals	St. Louis	4	3	19	19						Totals	7	6	45	40	
	1984	Division Final	Minnesota	3	4	17	19	San Jose	2000	Conf. Quarterfinals			San Jose	3	4	22	20	
	1985	Division Semifinal	Minnesota	0	3	5	9				2001	Conf. Quarterfinals	St. Louis	4	2	16	11	
	1986	Division Semifinal	St. Louis	3	2	18	20				2004	Conf. Quarterfinals	San Jose	1	4	9	12	
	1989	Division Semifinal	St. Louis	4	1	23	15				2012	Conf. Quarterfinals	St. Louis	4	1	14	8	
	1991	Division Finals	Minnesota	2	4	17	22	2016	Conf. Finals	San Jose	2	4	13	22				
	1994	Conf. Quarterfinals	Dallas	0	4	10	16	2019	Conf. Finals	St. Louis	4	2	23	15				
	1999	Conf. Semifinals	Dallas	2	4	12	17	Totals	18	17	97	88						
	2001	Conf. Semifinals	St. Louis	4	0	13	6	Toronto	1986	Division Finals	St. Louis	4	3	24	22			
	2016	Conf. Semifinals	St. Louis	4	3	25	14				1987	Division Semifinals	Toronto	2	4	12	15	
	2019	Conf. Semifinals	St. Louis	4	3	18	17						1990	Division Semifinals	St. Louis	4	1	20
	Totals	40	40	230	228	1993	Division Semifinals				Toronto	3	4	11	22			
	Detroit	1984	Division Semifinals	St. Louis	3	1	13	12	1996	Conf. Semifinals	St. Louis	4	2	21	15			
				Detroit	1	4	14	21			Totals	17	14	88	90			
1988		Division Finals	Detroit	3	4	16	22	Vancouver			1995	Conf. Quarterfinals	Vancouver	3	4	27	27	
1991		Division Semifinals	St. Louis	4	3	24	20						2003	Conf. Quarterfinals	Vancouver	3	4	21
1996		Conf. Semifinals	Detroit	3	4	16	22		2009	Conf. Quarterfinals			Vancouver 0	4	5	11		
1997		Conf. Quarterfinals	Detroit	2	4	12	13		Totals	6			12	53	55			
1998		Conf. Semifinals	Detroit	2	4	13	23	Winnipeg	2019	Conf. Quarterfinals	St. Louis	4	2	16	16			
2002		Conf. Semifinals	Detroit	1	4	11	14				Totals	4	2	16	16			
											Totals	16	24	103	125			

BLUES PLAYOFF HISTORY

ST. LOUIS BLUES PLAYOFF GAME-BY-GAME RESULTS

2019

CONFERENCE QUARTERFINALS (Best of seven)			
DATE	W-L	SERIES	ATTENDANCE
April 10	St. Louis 2 at Winnipeg 1	W 1-0	15,321
April 12	St. Louis 4 at Winnipeg 3	W 2-0	15,321
April 14	Winnipeg 6 at St. Louis 3	L 2-1	18,486
April 16	Winnipeg 2 at St. Louis 1	L(OT) 2-2	18,346
April 18	St. Louis 3 at Winnipeg 2	W 3-2	15,321
April 20	Winnipeg 2 at St. Louis 3	W 4-2	18,524

CONFERENCE FINALS (Best of seven)			
DATE	W-L	SERIES	ATTENDANCE
May 15	San Jose 1 at St. Louis 2	W 1-0	19,483
May 17	San Jose 4 at St. Louis 0	L 1-1	19,596
May 19	St. Louis 0 at San Jose 3	L 1-2	17,562
May 21	St. Louis 6 at San Jose 3	W 2-2	17,562
May 23	San Jose 6 at St. Louis 3	L 2-3	19,372
May 25	St. Louis 2 at San Jose 5	L 2-4	17,562

2015

CONFERENCE SEMIFINALS (Best of seven)			
DATE	W-L	SERIES	ATTENDANCE
April 25	Dallas 2 at St. Louis 3	W 1-0	18,014
April 27	Dallas 4 at St. Louis 2	L 1-1	18,285
April 29	St. Louis 4 at Dallas 3	W 2-1	18,532
May 1	St. Louis 2 at Dallas 4	L 2-2	18,790
May 3	Dallas 2 at St. Louis 1	L 2-3	18,542
May 5	St. Louis 4 at Dallas 1	W 3-3	18,876
May 7	Dallas 1 at St. Louis 2	W(2OT)4-3	18,531

CONFERENCE QUARTERFINALS (Best of seven)			
DATE	W-L	SERIES	ATTENDANCE
April 16	Minnesota 4 at St. Louis 2	L 0-1	19,671
April 18	Minnesota 1 at St. Louis 4	W 1-1	19,243
April 20	St. Louis 0 at Minnesota 3	L 1-2	19,165
April 22	St. Louis 6 at Minnesota 1	W 2-2	19,390
April 24	Minnesota 4 at St. Louis 1	L 2-3	19,653
April 26	St. Louis 4 at Minnesota 4	L 2-4	19,318

2014

CONFERENCE FINALS (Best of seven)			
DATE	W-L	SERIES	ATTENDANCE
May 11	St. Louis 3 at San Jose 6	L 0-1	17,562
May 13	St. Louis 4 at San Jose 2	W 1-1	17,562
May 15	San Jose 5 at St. Louis 4	L(OT) 1-2	18,360
May 17	San Jose 1 at St. Louis 2	W 2-2	18,496
May 19	St. Louis 5 at San Jose 0	W 3-2	17,562
May 21	San Jose 1 at St. Louis 5	W 4-2	18,684

CONFERENCE QUARTERFINALS (Best of seven)			
DATE	W-L	SERIES	ATTENDANCE
April 17	Chicago 3 at St. Louis 4 (3OT)	W 1-0	19,423
April 19	Chicago 3 at St. Louis 4 (OT)	W 2-0	19,639
April 21	St. Louis 0 at Chicago 2	L 2-1	22,112
April 23	St. Louis 3 at Chicago 4 (OT)	L 2-2	22,123
April 25	Chicago 3 at St. Louis 2 (OT)	L 2-3	19,796
April 27	St. Louis 1 at Chicago 5	L 2-4	22,144

2013

STANLEY CUP FINALS (Best of seven)			
DATE	W-L	SERIES	ATTENDANCE
May 27	St. Louis 2 at Boston 4	L 0-1	17,565
May 29	St. Louis 3 at Boston 2	W(OT) 1-1	17,565
June 1	Boston 7 at St. Louis 2	L 1-2	18,789
June 3	Boston 2 at St. Louis 4	W 2-2	18,805
June 6	St. Louis 2 at Boston 1	W 3-2	17,565
June 9	Boston 5 at St. Louis 1	L 3-3	18,890
June 12	St. Louis 4 at Boston 1	W 4-3	17,565

CONFERENCE QUARTERFINALS (Best of seven)			
DATE	W-L	SERIES	ATTENDANCE
April 30	Los Angeles 1 at St. Louis 2 (OT)	W 1-0	17,612
May 2	Los Angeles 1 at St. Louis 2	W 2-0	18,681
May 4	St. Louis 0 at Los Angeles 1	L 2-1	18,118
May 6	St. Louis 3 at Los Angeles 4	L 2-2	18,334
May 8	Los Angeles 3 at St. Louis 4 (OT)	L 2-3	18,269
May 10	St. Louis 1 at Los Angeles 2	L 2-4	18,346

2017

CONFERENCE QUARTERFINALS (Best of seven)			
DATE	W-L	SERIES	ATTENDANCE
April 12	St. Louis 2 at Minnesota 1	W(OT) 1-0	19,168
April 14	St. Louis 2 at Minnesota 1	W 2-0	19,404
April 16	Minnesota 2 at St. Louis 3	W 3-0	19,334
April 19	Minnesota 1 at St. Louis 0	L 3-1	19,971
April 22	St. Louis 4 at Minnesota 3	W(OT) 4-1	19,228

CONFERENCE QUARTERFINALS (Best of seven)			
DATE	W-L	SERIES	ATTENDANCE
April 12	San Jose 3 at St. Louis 2 (2OT)	L 0-1	19,333
April 14	San Jose 0 at St. Louis 3	W 1-1	19,500
April 16	St. Louis 4 at San Jose 3	W 2-1	17,562
April 19	St. Louis 2 at San Jose 1	W 3-1	17,562
April 21	San Jose 1 at St. Louis 3	W 4-1	19,490

CONFERENCE SEMIFINALS (Best of seven)			
DATE	W-L	SERIES	ATTENDANCE
April 26	Nashville 4 at St. Louis 3	L 0-1	19,154
April 28	Nashville 2 at St. Louis 3	W 1-1	19,506
April 30	St. Louis 1 at Nashville 3	L 1-2	17,220
May 2	St. Louis 1 at Nashville 2	L 1-3	17,273
May 5	Nashville 1 at St. Louis 2	W 2-3	19,168
May 7	St. Louis 1 at Nashville 3	L 2-4	17,240

CONFERENCE SEMIFINALS (Best of seven)			
DATE	W-L	SERIES	ATTENDANCE
April 28	Los Angeles 3 at St. Louis 1	L 0-1	19,391
April 30	Los Angeles 5 at St. Louis 2	L 0-2	19,366
May 3	St. Louis 2 at Los Angeles 4	L 0-3	18,362
May 6	St. Louis 1 at Los Angeles 3	L 0-4	18,373

2009

CONFERENCE QUARTERFINALS (Best of seven)			
DATE	W-L	SERIES	ATTENDANCE
April 13	Chicago 0 at St. Louis 1	W(OT) 1-0	19,241
April 15	Chicago 3 at St. Louis 2	L 1-1	19,846
April 17	St. Louis 3 at Chicago 2	W 2-1	22,207
April 19	St. Louis 4 at Chicago 3	W 3-1	22,212
April 21	Chicago 4 at St. Louis 3	L(2OT) 3-2	19,956
April 23	St. Louis 3 at Chicago 6	L 3-3	22,260
April 25	Chicago 2 at St. Louis 3	W 4-3	19,935

CONFERENCE QUARTERFINALS (Best of seven)			
DATE	W-L	SERIES	ATTENDANCE
April 15	St. Louis 1 at Vancouver 2	L 0-1	18,630
April 17	St. Louis 0 at Vancouver 3	L 0-2	18,630
April 19	Vancouver 3 at St. Louis 2	L 0-3	19,500*
April 21	Vancouver 3 at St. Louis 2 (OT)	L 0-4	19,250*

2004

CONFERENCE SEMIFINALS (Best of seven)			
DATE	W-L	SERIES	ATTENDANCE
April 29	St. Louis 1 at Dallas 2	L 0-1	18,532
May 1	St. Louis 4 at Dallas 3	W(OT) 1-1	18,889
May 3	Dallas 1 at St. Louis 6	W 2-1	19,323
May 5	Dallas 3 at St. Louis 2	L(OT)2-2	19,770
May 7	St. Louis 4 at Dallas 1	W 3-2	18,754
May 9	Dallas 3 at St. Louis 2	L 3-3	19,808
May 11	St. Louis 6 at Dallas 1	W 4-3	19,345

CONFERENCE QUARTERFINALS (Best of seven)			
DATE	W-L	SERIES	ATTENDANCE
April 8	St. Louis 0 at San Jose 1 (OT)	L 0-1	17,496
April 10	St. Louis 1 at San Jose 3	L 0-2	17,496
April 12	San Jose 1 at St. Louis 4	W 1-2	19,023*
April 13	San Jose 4 at St. Louis 3	L 1-3	19,452*
April 15	St. Louis 1 at San Jose 3	L 1-4	17,496



ST. LOUIS BLUES

ST. LOUIS BLUES PLAYOFF GAME-BY-GAME RESULTS

2003

CONFERENCE QUARTERFINALS (Best of seven)			
DATE	W-L	SERIES	ATTENDANCE
April 10	St. Louis 6 at Vancouver	0	W 1-0 18,514
April 12	St. Louis 1 at Vancouver	2	L 1-1 18,514
April 14	Vancouver 1 at St. Louis 3	3	W 2-1 19,699*
April 16	Vancouver 1 at St. Louis 4	4	W 3-1 19,636*
April 18	St. Louis 3 at Vancouver 5	5	L 3-2 18,514
April 20	Vancouver 4 at St. Louis 3	6	L 3-3 19,522*
April 22	St. Louis 1 at Vancouver 4	7	L 3-4 18,514

2002

CONFERENCE QUARTERFINALS (Best of seven)			
DATE	W-L	SERIES	ATTENDANCE
April 18	Chicago 2 at St. Louis 1	1	L 0-1 18,807
April 20	Chicago 0 at St. Louis 2	2	W 1-1 19,143*
April 21	St. Louis 4 at Chicago 0	3	W 2-1 20,532
April 23	St. Louis 1 at Chicago 0	4	W 3-1 18,019
April 25	Chicago 3 at St. Louis 5	5	W 4-1 19,999*

CONFERENCE SEMIFINALS (Best of seven)			
DATE	W-L	SERIES	ATTENDANCE
May 2	St. Louis 0 at Detroit 2	1	L 0-1 20,058
May 4	St. Louis 2 at Detroit 3	2	L 0-2 20,058
May 7	Detroit 1 at St. Louis 6	3	W 1-2 19,107*
May 9	Detroit 4 at St. Louis 3	4	L 1-3 19,999*
May 11	St. Louis 0 at Detroit 4	5	L 1-4 20,058

2001

CONFERENCE QUARTERFINALS (Best of seven)			
DATE	W-L	SERIES	ATTENDANCE
April 12	San Jose 1 at St. Louis 3	1	W 1-0 19,407
April 14	San Jose 1 at St. Louis 0	2	L 1-1 19,534
April 16	St. Louis 6 at San Jose 3	3	W 2-1
April 17	St. Louis 2 at San Jose 3	4	L 2-2
April 19	San Jose 2 at St. Louis 3 (OT)	5	W 3-2 19,853
April 21	St. Louis 2 at San Jose 1	6	W 4-2

CONFERENCE SEMIFINALS (Best of seven)			
DATE	W-L	SERIES	ATTENDANCE
April 27	St. Louis 4 at Dallas 2	1	W 1-0
April 29	St. Louis 2 at Dallas 1	2	W 2-0
May 1	Dallas 2 at St. Louis 3 (2OT)	3	W 3-0 19,967
May 3	Dallas 1 at St. Louis 4	4	W 4-0 19,994

CONFERENCE FINALS (Best of seven)			
DATE	W-L	SERIES	ATTENDANCE
May 12	St. Louis 1 at Colorado 4	1	L 0-1
May 14	St. Louis 2 at Colorado 4	2	L 0-2
May 16	Colorado 3 at St. Louis 4 (2OT)	3	W 1-2 19,897
May 18	Colorado 4 at St. Louis 3 (OT)	4	L 1-3 20,072
May 21	St. Louis 1 at Colorado 2 (OT)	5	L 1-4

2000

CONFERENCE QUARTERFINALS (Best of seven)			
DATE	W-L	SERIES	ATTENDANCE
April 12	San Jose 3 at St. Louis 5	1	W 1-0 20,199
April 15	San Jose 4 at St. Louis 2	2	L 1-1 20,337
April 17	St. Louis 1 at San Jose 2	3	L 1-2
April 19	St. Louis 2 at San Jose 3	4	L 1-3
April 21	San Jose 3 at St. Louis 5	5	W 2-3 20,361
April 23	St. Louis 6 at San Jose 2	6	W 3-3
April 25	San Jose 3 at St. Louis 1	7	L 3-4 20,418

1999

CONFERENCE QUARTERFINALS (Best of seven)			
DATE	W-L	SERIES	ATTENDANCE
April 22	St. Louis 3 at Phoenix 1	1	W 1-0
April 24	St. Louis 3 at Phoenix 4 (OT)	2	L 1-1
April 25	Phoenix 5 at St. Louis 4	3	L 1-2 17,539
April 27	Phoenix 2 at St. Louis 1	4	L 1-3 19,529
April 30	St. Louis 2 at Phoenix 1 (OT)	5	W 2-3
May 2	Phoenix 3 at St. Louis 5	6	W 3-3 16,629
May 4	St. Louis 1 at Phoenix 0 (OT)	7	W 4-3

CONFERENCE SEMIFINALS (Best of seven)			
DATE	W-L	SERIES	ATTENDANCE
May 6	St. Louis 0 at Dallas 3	1	L 0-1
May 8	St. Louis 4 at Dallas 5 (OT)	2	L 0-2
May 10	Dallas 2 at St. Louis 3 (OT)	3	W 1-2 19,826
May 12	Dallas 2 at St. Louis 3 (OT)	4	W 2-2 20,341
May 15	St. Louis 1 at Dallas 3	5	L 2-3
May 17	Dallas 2 at St. Louis 1 (OT)	6	L 2-4 20,355

1998

CONFERENCE QUARTERFINALS (Best of seven)			
DATE	W-L	SERIES	ATTENDANCE
April 23	Los Angeles 3 at St. Louis 8	1	W 1-0 20,120
April 25	Los Angeles 1 at St. Louis 2	2	W 2-0 20,050
April 27	St. Louis 4 at Los Angeles 3	3	W 3-0
April 29	St. Louis 2 at Los Angeles 1	4	W 4-0

CONFERENCE SEMIFINALS (Best of seven)			
DATE	W-L	SERIES	ATTENDANCE
May 8	St. Louis 4 at Detroit 2	1	W 1-0
May 10	St. Louis 1 at Detroit 6	2	L 1-1
May 12	Detroit 3 at St. Louis 2 (2OT)	3	L 1-2 20,621
May 14	Detroit 5 at St. Louis 2	4	L 1-3 20,681
May 17	St. Louis 3 at Detroit 1	5	W 2-3
May 19	Detroit 6 at St. Louis 1	6	L 2-4 20,591

1997

CONFERENCE QUARTERFINALS (Best of seven)			
DATE	W-L	SERIES	ATTENDANCE
April 16	St. Louis 2 at Detroit 0	1	W 1-0
April 18	St. Louis 1 at Detroit 2	2	L 1-1
April 20	Detroit 3 at St. Louis 2	3	L 1-2 19,273
April 22	Detroit 0 at St. Louis 4	4	W 2-2 19,787
April 25	St. Louis 2 at Detroit 5	5	L 2-3
April 27	Detroit 3 at St. Louis 1	6	L 2-4 19,257

1996

CONFERENCE QUARTERFINALS (Best of seven)			
DATE	W-L	SERIES	ATTENDANCE
April 16	St. Louis 3 at Toronto 1	1	W 1-0
April 18	St. Louis 4 at Toronto 5 (OT)	2	L 1-1
April 21	Toronto 2 at St. Louis 3 (OT)	3	W 2-1 20,516
April 23	Toronto 1 at St. Louis 5	4	W 3-1 20,105
April 25	St. Louis 4 at Toronto 5 (OT)	5	L 3-2
April 27	Toronto 1 at St. Louis 2	6	W 4-2 20,777

CONFERENCE SEMIFINALS (Best of seven)			
DATE	W-L	SERIES	ATTENDANCE
May 3	St. Louis 2 at Detroit 3	1	L 0-1
May 5	St. Louis 3 at Detroit 8	2	L 0-2
May 8	Detroit 4 at St. Louis 5 (OT)	3	W 1-2 20,796
May 10	Detroit 0 at St. Louis 1	4	W 2-2 20,796
May 12	St. Louis 3 at Detroit 2	5	W 3-2
May 14	Detroit 4 at St. Louis 2	6	L 3-3 20,796
May 16	St. Louis 0 at Detroit 1 (2OT)	7	L 3-4

1995

CONFERENCE QUARTERFINALS (Best of seven)			
DATE	W-L	SERIES	ATTENDANCE
May 7	Vancouver 1 at St. Louis 2	1	W 1-0 18,788
May 9	Vancouver 5 at St. Louis 3	2	L 1-1 18,876
May 11	St. Louis 1 at Vancouver 6	3	L 1-2
May 13	St. Louis 5 at Vancouver 2	4	W 2-2
May 15	Vancouver 6 at St. Louis 5 (OT)	5	L 2-3 18,907
May 17	St. Louis 8 at Vancouver 2	6	W 3-3
May 19	Vancouver 5 at St. Louis 3	7	L 3-4 20,273

1994

CONFERENCE QUARTERFINALS (Best of seven)			
DATE	W-L	SERIES	ATTENDANCE
April 17	St. Louis 3 at Dallas 5	1	L 0-1
April 20	St. Louis 2 at Dallas 4	2	L 0-2
April 22	Dallas 5 at St. Louis 4 (OT)	3	L 0-3 17,029
April 24	Dallas 2 at St. Louis 1	4	L 0-4 16,259

BLUES PLAYOFF HISTORY

ST. LOUIS BLUES PLAYOFF GAME-BY-GAME RESULTS

1993

DIVISION SEMIFINALS (Best of seven)			
DATE	W-L	SERIES	ATTENDANCE
April 18	St. Louis 4 at Chicago 3	W 1-0	
April 21	St. Louis 2 at Chicago 0	W 2-0	
April 23	Chicago 0 at St. Louis 3	W 3-0	17,985
April 25	Chicago 3 at St. Louis 4 (OT)	W 4-0	18,012

DIVISION FINALS (Best of seven)			
DATE	W-L	SERIES	ATTENDANCE
May 3	St. Louis 1 at Toronto 2 (2OT)	L 0-1	
May 5	St. Louis 2 at Toronto 1 (2OT)	W 1-1	
May 7	Toronto 3 at St. Louis 4	W 2-1	18,140
May 9	Toronto 4 at St. Louis 1	L 2-2	17,948
May 11	St. Louis 1 at Toronto 5	L 2-3	
May 13	Toronto 1 at St. Louis 2	W 3-3	17,474
May 15	St. Louis 0 at Toronto 6	L 3-4	

1992

DIVISION SEMIFINALS (Best of seven)			
DATE	W-L	SERIES	ATTENDANCE
April 18	St. Louis 1 at Chicago 3	L 0-1	
April 20	St. Louis 5 at Chicago 3	W 1-1	
April 22	Chicago 4 at St. Louis 5 (2OT)	W 2-1	16,584
April 24	Chicago 5 at St. Louis 3	L 2-2	18,089
April 26	St. Louis 4 at Chicago 6	L 2-3	
April 28	Chicago 2 at St. Louis 1	L 2-4	17,131

1991

DIVISION SEMIFINALS (Best of seven)			
DATE	W-L	SERIES	ATTENDANCE
April 4	Detroit 6 at St. Louis 3	L 0-1	17,105
April 6	Detroit 2 at St. Louis 4	W 1-1	17,579
April 8	St. Louis 2 at Detroit 5	L 1-2	
April 10	St. Louis 3 at Detroit 4	L 1-3	
April 12	Detroit 1 at St. Louis 6	W 2-3	17,832
April 14	St. Louis 3 at Detroit 0	W 3-3	
April 16	Detroit 2 at St. Louis 3	W 4-3	18,635

DIVISION FINALS (Best of seven)			
DATE	W-L	SERIES	ATTENDANCE
April 18	Minnesota 2 at St. Louis 1	L 0-1	16,911
April 20	Minnesota 2 at St. Louis 5	W 1-1	18,051
April 22	St. Louis 1 at Minnesota 5	L 1-2	
April 24	St. Louis 4 at Minnesota 8	L 1-3	
April 26	Minnesota 2 at St. Louis 4	W 2-3	18,520
April 28	St. Louis 2 at Minnesota 3	L 2-4	

1990

DIVISION SEMIFINALS (Best of seven)			
DATE	W-L	SERIES	ATTENDANCE
April 4	Toronto 2 at St. Louis 4	W 1-0	12,249
April 6	Toronto 2 at St. Louis 4	W 2-0	16,845
April 8	St. Louis 6 at Toronto 5 (OT)	W 3-0	
April 10	St. Louis 2 at Toronto 4	L 3-1	
April 12	Toronto 3 at St. Louis 4	W 4-1	16,984

DIVISION FINALS (Best of seven)			
DATE	W-L	SERIES	ATTENDANCE
April 18	St. Louis 4 at Chicago 3	W 1-0	
April 20	St. Louis 3 at Chicago 5	L 1-1	
April 22	Chicago 4 at St. Louis 5	W 2-1	17,806
April 24	Chicago 3 at St. Louis 2	L 2-2	18,195
April 26	St. Louis 2 at Chicago 3	L 2-3	
April 28	Chicago 2 at St. Louis 4	W 3-3	18,051
April 30	St. Louis 2 at Chicago 8	L 3-4	

1989

DIVISION SEMIFINALS (Best of seven)			
DATE	W-L	SERIES	ATTENDANCE
April 5	Minnesota 3 at St. Louis 4 (OT)	W 1-0	11,130
April 6	Minnesota 3 at St. Louis 4 (OT)	W 2-0	11,644
April 8	St. Louis 5 at Minnesota 3	W 3-0	
April 9	St. Louis 4 at Minnesota 5	L 3-1	
April 11	Minnesota 1 at St. Louis 6	W 4-1	14,854

DIVISION FINALS (Best of seven)			
DATE	W-L	SERIES	ATTENDANCE
April 18	Chicago 3 at St. Louis 1	L 0-1	15,280
April 20	Chicago 4 at St. Louis 5 (2OT)	W 1-1	15,329
April 22	St. Louis 2 at Chicago 5	L 1-2	
April 24	St. Louis 2 at Chicago 3	L 1-3	
April 26	Chicago 4 at St. Louis 2	L 1-4	14,492

1988

DIVISION SEMIFINALS (Best of seven)			
DATE	W-L	SERIES	ATTENDANCE
April 6	Chicago 1 at St. Louis 5	W 1-0	12,279
April 7	Chicago 2 at St. Louis 3	W 2-0	13,185
April 9	St. Louis 3 at Chicago 6	L 2-1	
April 10	St. Louis 6 at Chicago 5	W 3-1	
April 12	Chicago 3 at St. Louis 5	W 4-1	14,887

DIVISION FINALS (Best of seven)			
DATE	W-L	SERIES	ATTENDANCE
April 19	St. Louis 4 at Detroit 5	L 0-1	
April 21	St. Louis 0 at Detroit 6	L 0-2	
April 23	Detroit 3 at St. Louis 6	W 1-2	12,375
April 25	Detroit 3 at St. Louis 1	L 1-3	15,385
April 27	St. Louis 3 at Detroit 4	L 1-4	

1987

DIVISION SEMIFINALS (Best of seven)			
DATE	W-L	SERIES	ATTENDANCE
April 8	Toronto 1 at St. Louis 3	W 1-0	12,821
April 9	Toronto 3 at St. Louis 2 (OT)	L 1-1	12,948
April 11	St. Louis 5 at Toronto 3	W 2-1	
April 12	St. Louis 1 at Toronto 2	L 2-2	
April 14	Toronto 2 at St. Louis 1	L 2-3	14,731
April 16	St. Louis 0 at Toronto 4	L 2-4	

1986

DIVISION SEMIFINALS (Best of seven)			
DATE	W-L	SERIES	ATTENDANCE
April 9	St. Louis 2 at Minnesota 1	W 1-0	
April 10	St. Louis 2 at Minnesota 6	L 1-1	
April 12	Minnesota 3 at St. Louis 4	W 2-1	13,652
April 13	Minnesota 7 at St. Louis 4	L 2-2	13,509
April 15	St. Louis 6 at Minnesota 3	W 3-2	

DIVISION FINALS (Best of seven)			
DATE	W-L	SERIES	ATTENDANCE
April 18	Toronto 1 at St. Louis 6	W 1-0	16,893
April 20	Toronto 3 at St. Louis 0	L 1-1	17,101
April 22	St. Louis 2 at Toronto 5	L 1-2	
April 24	St. Louis 7 at Toronto 4	W 2-2	
April 26	Toronto 3 at St. Louis 4 (OT)	W 3-2	16,003
April 28	St. Louis 3 at Toronto 5	L 3-3	
April 30	Toronto 1 at St. Louis 2	W 4-3	18,034

CONFERENCE FINALS (Best of seven)			
DATE	W-L	SERIES	ATTENDANCE
May 2	St. Louis 3 at Calgary 2	W 1-0	
May 4	St. Louis 2 at Calgary 8	L 1-1	
May 6	Calgary 5 at St. Louis 3	L 1-2	16,510
May 8	Calgary 2 at St. Louis 5	W 2-2	17,672
May 10	St. Louis 2 at Calgary 4	L 2-3	
May 12	Calgary 5 at St. Louis 6 (OT)	W 3-3	17,801
May 14	St. Louis 1 at Calgary 2	L 3-4	

1985

DIVISION SEMIFINALS (Best of seven)			
DATE	W-L	SERIES	ATTENDANCE
April 10	Minnesota 3 at St. Louis 2	L 0-1	10,833
April 11	Minnesota 4 at St. Louis 3	L 0-2	11,725
April 13	St. Louis 0 at Minnesota 2	L 0-3	



ST. LOUIS BLUES

ST. LOUIS BLUES PLAYOFF GAME-BY-GAME RESULTS

1984

DIVISION SEMIFINALS (Best of five)	W-L	SERIES	ATTENDANCE
April 4 Detroit 2 at St. Louis 3	W	1-0	12,646
April 5 Detroit 5 at St. Louis 3	L	1-1	13,426
April 7 St. Louis 4 at Detroit 3 (2OT)	W	2-1	
April 8 St. Louis 3 at Detroit 2 (OT)	W	3-1	

DIVISION SEMIFINALS (Best of seven)	W-L	SERIES	ATTENDANCE
April 12 St. Louis 1 at Minnesota 2	L	0-1	
April 13 St. Louis 4 at Minnesota 3 (OT)	W	1-1	
April 15 Minnesota 1 at St. Louis 3	W	2-1	18,876
April 16 Minnesota 3 at St. Louis 2	L	2-2	17,023
April 18 St. Louis 0 at Minnesota 6	L	2-3	
April 20 Minnesota 0 at St. Louis 4	W	3-3	16,411
April 22 St. Louis 3 at Minnesota 4 (OT)	L	3-4	

1983

DIVISION SEMIFINALS (Best of five)	W-L	SERIES	ATTENDANCE
April 6 St. Louis 4 at Chicago 2	W	1-0	
April 7 St. Louis 2 at Chicago 7	L	1-1	
April 9 Chicago 2 at St. Louis 1	L	1-2	18,184
April 10 Chicago 5 at St. Louis 3	L	1-3	14,109

1982

DIVISION SEMIFINALS (Best of five)	W-L	SERIES	ATTENDANCE
April 7 St. Louis 4 at Winnipeg 3	W	1-0	
April 8 St. Louis 2 at Winnipeg 5	L	1-1	
April 10 Winnipeg 3 at St. Louis 6	W	2-1	13,827
April 11 Winnipeg 2 at St. Louis 8	W	3-1	12,676

DIVISION FINALS (Best of seven)	W-L	SERIES	ATTENDANCE
April 15 Chicago 5 at St. Louis 4	L	0-1	15,087
April 16 Chicago 1 at St. Louis 3	W	1-1	16,033
April 18 St. Louis 5 at Chicago 6	L	1-2	
April 19 St. Louis 4 at Chicago 7	L	1-3	
April 21 Chicago 2 at St. Louis 3 (OT)	W	2-3	12,107
April 23 St. Louis 0 at Chicago 2	L	2-4	

1981

PRELIMINARIES (Best of five)	W-L	SERIES	ATTENDANCE
April 8 Pittsburgh 2 at St. Louis 4	W	1-0	16,053
April 9 Pittsburgh 6 at St. Louis 4	L	1-1	17,033
April 11 St. Louis 5 at Pittsburgh 4	W	2-1	
April 12 St. Louis 3 at Pittsburgh 6	L	2-2	
April 14 Pittsburgh 3 at St. Louis 4 (2OT)	W	3-2	18,150

QUARTERFINALS (Best of seven)	W-L	SERIES	ATTENDANCE
April 16 N.Y. Rangers 3 at St. Louis 6	W	1-0	17,550
April 17 N.Y. Rangers 6 at St. Louis 4	L	1-1	18,437
April 19 St. Louis 3 at N.Y. Rangers 6	L	1-2	
April 20 St. Louis 1 at N.Y. Rangers 4	L	1-3	
April 22 N.Y. Rangers 3 at St. Louis 4	W	2-3	18,066
April 24 St. Louis 4 at N.Y. Rangers 7	L	2-4	

1980

PRELIMINARIES (Best of five)	W-L	SERIES	ATTENDANCE
April 8 St. Louis 2 at Chicago 3 (OT)	L	0-1	
April 9 St. Louis 1 at Chicago 5	L	0-2	
April 11 Chicago 4 at St. Louis 1	L	0-3	15,179

1977

QUARTERFINALS (Best of seven)	W-L	SERIES	ATTENDANCE
April 11 St. Louis 2 at Montreal 7	L	0-1	
April 13 St. Louis 0 at Montreal 3	L	0-2	
April 16 Montreal 5 at St. Louis 1	L	0-3	15,775
April 17 Montreal 4 at St. Louis 1	L	0-4	13,763

1976

PRELIMINARIES (Best of three)	W-L	SERIES	ATTENDANCE
April 6 Buffalo 2 at St. Louis 5	W	1-0	12,334
April 8 St. Louis 2 at Buffalo 3 (OT)	L	1-1	
April 9 St. Louis 1 at Buffalo 2 (OT)	L	1-2	

1975

PRELIMINARIES (Best of three)	W-L	SERIES	ATTENDANCE
April 8 St. Louis 3 at Pittsburgh 4	L	0-1	
April 10 Pittsburgh 5 at St. Louis 3	L	0-2	16,017

1973

QUARTERFINALS (Best of seven)	W-L	SERIES	ATTENDANCE
April 4 St. Louis 1 at Chicago 7	L	0-1	
April 5 St. Louis 0 at Chicago 1	L	0-2	
April 7 Chicago 5 at St. Louis 2	L	0-3	19,237
April 8 Chicago 3 at St. Louis 5	W	1-3	18,868
April 10 St. Louis 1 at Chicago 6	L	1-4	

1972

QUARTERFINALS (Best of seven)	W-L	SERIES	ATTENDANCE
April 5 St. Louis 0 at Minnesota 3	L	0-1	
April 6 St. Louis 5 at Minnesota 6 (OT)	L	0-2	
April 8 Minnesota 1 at St. Louis 2	W	1-2	18,822
April 9 Minnesota 2 at St. Louis 3	W	2-2	17,576
April 11 St. Louis 3 at Minnesota 4	L	2-3	
April 13 Minnesota 2 at St. Louis 4	W	3-3	19,008
April 16 St. Louis 2 at Minnesota 1 (OT)	W	4-3	

SEMIFINALS (Best of seven)	W-L	SERIES	ATTENDANCE
April 18 St. Louis 1 at Boston 6	L	0-1	
April 20 St. Louis 2 at Boston 10	L	0-2	
April 23 Boston 7 at St. Louis 2	L	0-3	17,941
April 25 Boston 5 at St. Louis 3	L	0-4	18,610

1971

QUARTERFINALS (Best of seven)	W-L	SERIES	ATTENDANCE
April 7 Minnesota 3 at St. Louis 2	L	0-1	18,590
April 8 Minnesota 2 at St. Louis 4	W	1-1	18,774
April 10 St. Louis 3 at Minnesota 0	W	2-1	
April 11 St. Louis 1 at Minnesota 2	L	2-2	
April 13 Minnesota 4 at St. Louis 3	L	2-3	19,132
April 15 St. Louis 2 at Minnesota 5	L	2-4	

1970

QUARTERFINALS (Best of seven)	W-L	SERIES	ATTENDANCE
April 8 Minnesota 2 at St. Louis 6	W	1-0	16,304
April 9 Minnesota 1 at St. Louis 2	W	2-0	16,508
April 11 St. Louis 2 at Minnesota 4	L	2-1	
April 12 St. Louis 0 at Minnesota 4	L	2-2	
April 14 Minnesota 3 at St. Louis 6	W	3-2	17,208
April 16 St. Louis 4 at Minnesota 2	W	4-2	

SEMIFINALS (Best of seven)	W-L	SERIES	ATTENDANCE
April 19 Pittsburgh 1 at St. Louis 3	W	1-0	16,849
April 21 Pittsburgh 1 at St. Louis 4	W	2-0	16,857
April 23 St. Louis 2 at Pittsburgh 3	L	2-1	
April 26 St. Louis 1 at Pittsburgh 2	L	2-2	
April 28 Pittsburgh 0 at St. Louis 5	W	3-2	16,872
April 30 St. Louis 4 at Pittsburgh 3	W	4-2	

FINALS (Best of seven)	W-L	SERIES	ATTENDANCE
May 3 Boston 6 at St. Louis 1	L	0-1	16,715
May 5 Boston 6 at St. Louis 2	L	0-2	17,506
May 7 St. Louis 1 at Boston 4	L	0-3	
May 10 St. Louis 3 at Boston 4 (OT)	L	0-4	



ST. LOUIS BLUES PLAYOFF GAME-BY-GAME RESULTS

1969

QUARTERFINALS (Best of seven)

		W-L	SERIES	ATTENDANCE
April 2	Philadelphia 2 at St. Louis	5	W 1-0	15,156
April 3	Philadelphia 0 at St. Louis	5	W 2-0	15,621
April 5	St. Louis 3 at Philadelphia	0	W 3-0	
April 6	St. Louis 4 at Philadelphia	1	W 4-0	

SEMIFINALS (Best of seven)

		W-L	SERIES	ATTENDANCE
April 15	Los Angeles 0 at St. Louis	4	W 1-0	15,638
April 17	Los Angeles 2 at St. Louis	3	W 2-0	15,776
April 19	St. Louis 5 at Los Angeles	2	W 3-0	
April 20	St. Louis 4 at Los Angeles	1	W 4-0	

FINALS (Best of seven)

		W-L	SERIES	ATTENDANCE
April 27	St. Louis 1 at Montreal	3	L 0-1	
April 29	St. Louis 1 at Montreal	3	L 0-2	
May 1	Montreal 4 at St. Louis	0	L 0-3	16,338
May 4	Montreal 2 at St. Louis	1	L 0-4	16,126

1968

QUARTERFINALS (Best of seven)

		W-L	SERIES	ATTENDANCE
April 4	St. Louis 1 at Philadelphia	0	W 1-0	
April 6	St. Louis 3 at Philadelphia	4	L 1-1	
April 10	Philadelphia 2 at St. Louis	3 (2OT)	W 2-1	10,867
April 11	Philadelphia 2 at St. Louis	5	W 3-1	11,072
April 13	St. Louis 1 at Philadelphia	6	L 3-2	
April 16	Philadelphia 2 at St. Louis	1 (2OT)	L 3-3	13,378
April 18	St. Louis 3 at Philadelphia	1	W 4-3	

SEMIFINALS (Best of seven)

		W-L	SERIES	ATTENDANCE
April 21	Minnesota 3 at St. Louis	5	W 1-0	11,117
April 22	St. Louis 2 at Minnesota	3 (OT)	L 1-1	
April 25	Minnesota 5 at St. Louis	1	L 1-2	13,334
April 27	Minnesota 3 at St. Louis	4 (OT)	W 2-2	12,591
April 29	Minnesota 2 at St. Louis	3 (OT)	W 3-2	11,931
May 1	St. Louis 1 at Minnesota	5	L 3-3	
May 3	Minnesota 1 at St. Louis	2 (2OT)	W 4-3	15,566

FINALS (Best of seven)

		W-L	SERIES	ATTENDANCE
May 5	Montreal 3 at St. Louis	2 (OT)	L 0-1	15,505
May 7	Montreal 1 at St. Louis	0	L 0-2	16,177
May 9	St. Louis 3 at Montreal	4 (OT)	L 0-3	
May 11	St. Louis 2 at Montreal	3	L 0-4	

BLUES PLAYOFF HISTORY

PLAYOFF RECORDS

TEAM RECORDS

YEARS IN THE STANLEY CUP PLAYOFFS:

42 – last (2019)

MOST CONSECUTIVE SEASONS IN STANLEY CUP PLAYOFFS:

25 – 1980 - 2004

YEARS IN THE STANLEY CUP FINALS:

Four times (1968, 1969, 1970, 2019)

YEARS IN THE STANLEY CUP SEMIFINALS (or CONFERENCE FINALS):

Eight times – last (2019)

YEARS IN THE DIVISION FINALS (or CONFERENCE SEMIFINALS):

23 times – last (2019)

YEARS IN THE PRELIMINARIES (DIVISION SEMIFINALS or CONFERENCE QUARTERFINALS):

42 times – last (2019)

TOTAL PLAYOFF SERIES:

72

TOTAL PLAYOFF GAMES PLAYED:

391

TOTAL PLAYOFF GAMES WON:

180

TOTAL PLAYOFF GAMES LOST:

211

GOALS

MOST GOALS, BOTH TEAMS, ONE SERIES:

- 2 - GAMES: 15, 1975 preliminaries vs. Pittsburgh
- 3 - GAMES: 16, 1980 preliminaries vs. Chicago
- 4 - GAMES: 36, 1972 semifinals vs. Boston
- 5 - GAMES: 41, 1981 preliminaries vs. Pittsburgh
- 6 - GAMES: 51, 1981 quarterfinals vs. NY Rangers
- 7 - GAMES: 54, 1995 division quarterfinals vs. Vancouver

MOST GOALS, BLUES, ONE SERIES:

- 2 - GAMES: 6, 1975 preliminaries vs. Pittsburgh
- 3 - GAMES: 8, 1976 preliminaries vs. Buffalo
- 4 - GAMES: 20, 1982 division semifinals vs. Winnipeg
- 5 - GAMES: 23, 1989 division semifinals vs. Minnesota
- 6 - GAMES: 23, 2019 conference finals vs. San Jose
- 7 - GAMES: 27, 1995 division quarterfinals vs. Vancouver

MOST GOALS, OPPONENTS, ONE SERIES:

- 2 - GAMES: 9, 1975 preliminaries vs. Pittsburgh
- 3 - GAMES: 12, 1980 preliminaries vs. Chicago
- 4 - GAMES: 28, 1972 semifinals vs. Boston
- 5 - GAMES: 22, 1973 quarterfinals vs. Chicago
- 6 - GAMES: 29, 1981 quarterfinals vs. NY Rangers
- 7 - GAMES: 28, (twice) – last – 1990 division finals vs. Chicago

FEWEST GOALS, BOTH TEAMS, ONE SERIES:

- 2 - GAMES: 15, 1975 preliminaries vs. Pittsburgh
- 3 - GAMES: 14, 1985 division semifinals vs. Minnesota
- 4 - GAMES: 15, 1968 finals vs. Montreal
- 5 - GAMES: 19, 2017 conference quarterfinals vs. Minnesota
- 6 - GAMES: 22, 2013 division quarterfinals vs. Los Angeles
- 7 - GAMES: 33, 1993 division finals vs. Toronto

FEWEST GOALS, BLUES, ONE SERIES:

- 2 - GAMES: 6, 1975 preliminaries vs. Pittsburgh
- 3 - GAMES: 4, 1980 preliminaries vs. Chicago
- 4 - GAMES: 3, 1969 finals vs. Montreal
- 5 - GAMES: 9, Twice, 2004 conference quarterfinals vs. San Jose and 1973 quarterfinals vs. Chicago
- 6 - GAMES: 10, 2013 conference quarterfinals vs. Los Angeles
- 7 - GAMES: 11, 1993 division finals vs. Toronto

FEWEST GOALS, OPPONENTS, ONE SERIES:

- 2 - GAMES: 9, 1975 preliminaries vs. Pittsburgh
- 3 - GAMES: 7, 1976 preliminaries vs. Buffalo
- 4 - GAMES: 3, 1969 quarterfinals vs. Philadelphia
- 5 - GAMES: 5, 2002 Conference quarterfinals vs. Chicago
- 6 - GAMES: 10, 1970 semifinals vs. Pittsburgh
- 7 - GAMES: 14, 2016 conference semifinals vs. Dallas

MOST GOALS, BOTH TEAMS, ONE GAME:

12 – (twice) – last – St. Louis 4 at Minnesota 8, April 24, 1991

MOST GOALS, BLUES, ONE GAME:

8 – (3 times) – last – Los Angeles 3 at St. Louis 8, April 23, 1998

MOST GOALS, OPPONENTS, ONE GAME:

10 – St. Louis 2 at Boston 10, April 20, 1972.

MOST GOALS, BOTH TEAMS, ONE PERIOD:

7 – St. Louis 2, Boston 5, 3rd period, April 20, 1972.

MOST GOALS, BLUES, ONE PERIOD:

5 – April 23, 2000 at San Jose, 2nd period.

MOST GOALS, OPPONENTS, ONE PERIOD:

5 – (three times) – last – at Detroit, May 5, 1996, 1st period.

GAMES PLAYED

MOST GAMES PLAYED, ONE YEAR:

26 – 2019

FEWEST GAMES PLAYED, ONE YEAR:

2 - 1975

MOST ROAD WINS, ONE YEAR:

10 – 2019

MOST ROAD LOSSES, ONE YEAR:

6 – (3 times) – last – 1986

MOST HOME WINS, ONE YEAR:

6 – (4 times) – last – 2019

MOST HOME LOSSES, ONE YEAR:

7 – 2019

SHUTOUTS

MOST SHUTOUTS, ONE YEAR:

3 – (twice) – last – 2002

FEWEST SHUTOUTS, ONE YEAR:

0 – (24 times) – last – 2017

MOST TIMES SHUTOUT, ONE YEAR:

2 – (2 times) – last – 2016

FEWEST TIMES SHUTOUT, ONE YEAR:

0 – (18 times) – last – 2019

MOST SHUTOUTS, ONE SERIES:

3 – 2002 conference quarterfinals vs. Chicago (Brent Johnson)

MOST TIMES SHUTOUT, ONE SERIES:

2 – (2 times) – last – 2016 conference finals vs. San Jose



PLAYOFF RECORDS

FEWEST SHUTOUTS, ONE SERIES:

0 – (46 times)

FEWEST TIMES SHUTOUT, ONE SERIES:

0 – (44 times)

LONGEST SHUTOUT SEQUENCE:

207:44 – 2002 conference quarterfinals vs. Chicago

POWER PLAY

MOST POWER PLAY GOALS, BOTH TEAMS, ONE YEAR:

39 – 1986, Blues 13, Opponents 26

MOST POWER PLAY GOALS, BOTH TEAMS, ONE SERIES:

18 – (twice) – last – 1988 division semifinals vs. Chicago

MOST POWER PLAY GOALS, BOTH TEAMS, ONE GAME:

8 – April 24, 1991, Minnesota 4, Blues 4

MOST POWER PLAY GOALS, BLUES, ONE YEAR:

19 – (twice) – last – 1970

MOST POWER PLAY GOALS, BLUES, ONE SERIES:

10 – (twice) – last – 2003 quarterfinals vs. Vancouver

MOST POWER PLAY GOALS, BLUES, ONE GAME:

4 – (twice) – last – April 27, 1998, conference quarterfinals vs. Los Angeles

MOST POWER PLAY GOALS, OPPONENTS, ONE YEAR:

26 – 1986 (Minnesota 6, Toronto 7, Calgary 13)

MOST POWER PLAY GOALS, OPPONENTS, ONE SERIES:

13 – 1986 conference finals vs. Calgary

MOST POWER PLAY GOALS, OPPONENTS, ONE GAME:

4 – (7 times) – last – June 1, 2019 Stanley Cup Final vs. Boston, Game Three

FEWEST POWER PLAY GOALS, BOTH TEAMS, ONE YEAR:

2 – 1976, Blues 2, Opponents 0

FEWEST POWER PLAY GOALS, BOTH TEAMS, ONE SERIES:

1 – 2012 semifinals, Blues 0, Los Angeles 1

FEWEST POWER PLAY GOALS, BOTH TEAMS, ONE GAME:

0 – (75 times) – last – 2019 Stanley Cup Final at Boston, Game Seven

FEWEST POWER PLAY GOALS, BLUES, ONE YEAR:

0 – 1977 quarterfinals vs. Montreal

FEWEST POWER PLAY GOALS, BLUES, ONE SERIES:

0 – (twice) – last – 2012 semifinals vs. Los Angeles

FEWEST POWER PLAY GOALS, BLUES, ONE GAME:

0 – (163 times) – last – 2019 Stanley Cup Final at Boston, Game Seven

FEWEST POWER PLAY GOALS, OPPONENTS, ONE YEAR:

0 – 1976

FEWEST POWER PLAY GOALS, OPPONENTS, ONE SERIES:

0 – (twice) – last – 2001 conference quarterfinals vs. San Jose

FEWEST POWER PLAY GOALS, OPPONENTS, ONE GAME:

0 – (161 times) – last – 2019 Stanley Cup Final at Boston, Game Seven

SHORTHANDED

MOST SHORT HAND GOALS, BOTH TEAMS, ONE YEAR:

8 – 1968, Blues 5, Opponents 3

MOST SHORT HAND GOALS, BOTH TEAMS, ONE SERIES:

7 – 1995 division quarterfinals vs. Vancouver

MOST SHORT HAND GOALS, BOTH TEAMS, ONE GAME:

2 – (9 times) – last – April 10, 2004 conference quarterfinals vs. San Jose

MOST SHORT HAND GOALS, BLUES, ONE YEAR:

5 – 1968

MOST SHORT HAND GOALS, BLUES, ONE SERIES:

4 – 1996 conference quarterfinals vs. Toronto

MOST SHORT HAND GOALS, BLUES, ONE GAME:

2 – (twice) – last – April 23, 1996 vs. Toronto

MOST SHORT HAND GOALS, OPPONENTS, ONE YEAR:

6 – 1995 division quarterfinals vs. Vancouver

MOST SHORT HAND GOALS, OPPONENTS, ONE SERIES:

6 – 1995 division quarterfinals vs. Vancouver

MOST SHORT HAND GOALS, OPPONENTS, ONE GAME:

2 – (twice) – last – 1995 division quarterfinals vs. Vancouver, Game Five

FEWEST SHORT HAND GOALS, BOTH TEAMS, ONE YEAR:

0 – (7 times) – last – 2017

FEWEST SHORT HAND GOALS, BOTH TEAMS, ONE GAME:

0 – (288 times) – last – 2019 Stanley Cup Final at Boston, Game Seven

FEWEST SHORT HAND GOALS, BLUES, ONE YEAR:

0 – (19 times) – last – 2019

FEWEST SHORT HAND GOALS, BLUES, ONE SERIES:

0 – (40 times) – last – 2019 Stanley Cup Final vs. Boston

FEWEST SHORT HAND GOALS, OPPONENTS, ONE YEAR:

0 – (12 times) – last – 2017

FEWEST SHORT HAND GOALS, OPPONENTS, ONE SERIES:

0 – (31 times) – last – 2017 conference semifinal vs. Nashville

FASTEST GOALS

FASTEST TWO GOALS, BOTH TEAMS:

:07 – April 13, 1971, vs. Minnesota, 2nd period, Craig Cameron 2:42 and Jude Drouin 2:49

FASTEST TWO GOALS, BLUES:

:07 – April 18, 1986, vs. Toronto, 2nd period, Gino Cavallini 2:40 and Ron Flockhart 2:47

FASTEST TWO GOALS, OPPONENTS:

:08 – April 26, 1989, vs. Chicago, 2nd period, Bob Murray 9:17 and Wayne Presley 9:25

BLUES PLAYOFF HISTORY

PLAYOFF RECORDS

FASTEST THREE GOALS, BOTH TEAMS:

:31 – April 30, 1970, vs. Pittsburgh, 3rd period, Bill McCreary
5:26, Michel Briere 6:17, Tim Ecclestone 6:57

FASTEST THREE GOALS, BLUES:

1:50 – April 24, 1981, vs. N.Y. Rangers, 2nd period, Bernie
Federko 2:16, Rick LaPointe 3:14, Federko 4:06

FASTEST THREE GOALS, OPPONENTS:

1:18 – May 18, 2001 vs. Colorado, 1st period, Steven Reinprecht
14:13, Joe Sakic 15:17 and Ray Bourque 15:31

FASTEST GOAL FROM START OF THE GAME, BLUES:

:18 – April 22, 1990, Sergio Momesso vs. Chicago

FASTEST GOAL FROM START OF THE GAME, OPPONENT:

:12 – April 18, 2019, Adam Lowry at Winnipeg, Game Five

FASTEST GOAL FROM THE START OF A PERIOD, BLUES:

:13 – (twice) – last – April 24, 1991, Adam Oates vs. Minnesota,
3rd period

FASTEST GOAL FROM THE START OF A PERIOD, OPPONENTS:

:09 – (twice) – last – April 8, 1971, Murray Oliver vs. Minnesota,
3rd period

PENALTY MINUTES

MOST PENALTY MINUTES, BOTH TEAMS, ONE SERIES:

2 - GAMES: 74, 1975 preliminaries vs. Pittsburgh
3 - GAMES: 160, 1985 division semifinals vs. Minnesota
4 - GAMES: 282, 1984 division semifinals vs. Detroit
5 - GAMES: 372, 1988 division finals vs. Detroit
6 - GAMES: 372, 1991 division finals vs. Minnesota
7 - GAMES: 528, 1991 division semifinals vs. Detroit

LEAST PENALTY MINUTES, BOTH TEAMS, ONE SERIES:

2 - GAMES: 74, 1975 preliminaries vs. Pittsburgh
3 - GAMES: 82, 1980 preliminaries vs. Chicago
4 - GAMES: 97, 1968 finals vs. Montreal
5 - GAMES: 120, 2004 quarterfinals vs. San Jose
6 - GAMES: 74, (twice) – last, 2019 conference quarterfinals vs.
Winnipeg
7 - GAMES: 102, 2019 conference semifinals vs. Dallas

MOST PENALTY MINUTES, BLUES, ONE SERIES:

2 - GAMES: 56, 1975 preliminaries vs. Pittsburgh
3 - GAMES: 72, 1985 division semifinals vs. Minnesota
4 - GAMES: 151, 1984 division semifinals vs. Detroit
5 - GAMES: 170, 1988 division finals vs. Detroit
6 - GAMES: 32, 2019 conference quarterfinals vs. Winnipeg
7 - GAMES: 44, 2019 conference semifinals vs. Dallas

LEAST PENALTY MINUTES, BLUES, ONE SERIES:

2 - GAMES: 56, 1975 preliminaries vs. Pittsburgh
3 - GAMES: 35, 1980 preliminaries vs. Chicago
4 - GAMES: 53, 1970 finals vs. Boston
5 - GAMES: 44, 2017 quarterfinals vs. Minnesota
6 - GAMES: 48, 2015 conference quarterfinals vs. Minnesota
7 - GAMES: 53, 2016 semifinals vs. Dallas

MOST PENALTY MINUTES, OPPONENTS, ONE SERIES:

2 - GAMES: 18, 1975 preliminaries vs. Pittsburgh
3 - GAMES: 88, 1985 division semifinals vs. Minnesota
4 - GAMES: 144, 1983 division semifinals vs. Chicago
5 - GAMES: 202, 1988 division finals vs. Detroit
6 - GAMES: 207, 1991 division finals vs. Minnesota
7 - GAMES: 272, 1991 division semifinals vs. Detroit

LEAST PENALTY MINUTES, OPPONENTS, ONE SERIES:

2 - GAMES: 18, 1975 preliminaries vs. Pittsburgh
3 - GAMES: 46, 1976 preliminaries vs. Buffalo
4 - GAMES: 40, 1968 finals vs. Montreal
5 - GAMES: 38, 2017 quarterfinals vs. Minnesota
6 - GAMES: 26, 2015 quarterfinals vs. Minnesota
7 - GAMES: 46, 2019 Stanley Cup Final vs. Boston

MOST PENALTIES, BOTH TEAMS, ONE GAME:

66 – April 12, 1991, division semifinals vs. Detroit

MOST PENALTIES, BLUES, ONE GAME:

33 – April 12, 1991, division semifinals vs. Detroit

MOST PENALTIES, OPPONENTS, ONE GAME:

33 – April 12, 1991, division semifinals vs. Detroit

MOST PENALTY MINUTES, BOTH TEAMS, ONE GAME:

298 – April 12, 1991, division semifinals vs. Detroit

MOST PENALTY MINUTES, BLUES, ONE GAME:

146 – April 12, 1991, division semifinals vs. Detroit

MOST PENALTY MINUTES, OPPONENTS, ONE GAME:

152 – April 12, 1991, division semifinals vs. Detroit

LEAST PENALTY MINUTES, BOTH TEAMS, ONE GAME:

2 – June 12, 2019, Stanley Cup Final at Boston

LEAST PENALTY MINUTES, BLUES, ONE GAME:

0 – May 7, 2019, conference semifinals vs. Dallas

LEAST PENALTY MINUTES, OPPONENTS, ONE GAME:

0 – (twice) – last – June 12, 2019 Stanley Cup Final at Boston

MOST PENALTY MINUTES, BOTH TEAMS, ONE PERIOD:

243 – April 12, 1991, division semifinals vs. Detroit, third period

MOST PENALTY MINUTES, BLUES, ONE PERIOD:

129 – April 12, 1991, division semifinals vs. Detroit, third period

MOST PENALTY MINUTES, OPPONENTS, ONE PERIOD:

114 – April 12, 1991, division semifinals vs. Detroit, third period

OVERTIME

LAST OVERTIME GAME AT HOME:

May 15, 2019 vs. San Jose, San Jose won 5-4

LAST OVERTIME GAME ON THE ROAD:

May 29, 2019 at Boston, Blues won 3-2

LAST OVERTIME WIN AT HOME:

May 7, 2019 vs. Dallas, 2-1 (2OT)

LAST OVERTIME LOSS AT HOME:

May 15, 2019 vs. San Jose, 4-5

LAST OVERTIME WIN ON THE ROAD:

May 29, 2019 at Boston, 3-2

LAST OVERTIME LOSS ON THE ROAD:

April 23, 2014 at Chicago, 3-4

LONGEST OVERTIME GAME:

HOME: April 17, 2014, 40:26 OT, Blues 4, Chicago 3
ROAD: April 7, 1984, 37:07 OT – Blues 4, Detroit 3



PLAYOFF RECORDS

SHORTEST OVERTIME GAME:

HOME: Apr. 21, 1996, 1:24 OT – Blues 3, Toronto 2
ROAD: May 21, 2001, :24 OT – Colorado 2, Blues 1

MOST OVERTIME GAMES, ONE YEAR:

8 – 1968

FEWEST OVERTIME GAMES, ONE YEAR:

0 – (12 times) – last – 2015

SHOTS

MOST SHOTS, BLUES, ONE GAME (Not including overtime):

48 – (3 times) – last – April 22, 1994 vs. Dallas

MOST SHOTS, BLUES, OVERTIME GAME:

64 – April 15, 1968 vs. Philadelphia

MOST SHOTS, OPPONENTS, ONE GAME (Not including overtime):

51 – (twice) – last – April 20, 1994 at Dallas

MOST SHOTS, OPPONENTS, OVERTIME GAME:

64 – May 3, 1993 at Toronto

MOST SHOTS BLUES, ONE PERIOD:

25 – May 19, 1995 vs. Vancouver, 2nd period

MOST SHOTS OPPONENTS, ONE PERIOD:

24 – April 17, 2016, Chicago, 2nd period

FEWEST SHOTS, BLUES, ONE GAME (Not including overtime):

13 – April 10, 1973 vs. Chicago

FEWEST SHOTS, BLUES, OVERTIME GAME:

15 – May 9, 1968 vs. Montreal

FEWEST SHOTS, OPPONENTS, ONE GAME (Not including overtime):

14 – (3 times) – last – May 9, 2016, Dallas

FEWEST SHOTS, OPPONENTS, OVERTIME GAME:

23 – May 29, 2019 at Boston

FEWEST SHOTS, BLUES, ONE PERIOD:

1 – (twice) – last – April 23, 2002 at Chicago, 1st period

FEWEST SHOTS, OPPONENTS, ONE PERIOD:

1 – (twice) – May 7, 2019, Dallas, 2nd period

INDIVIDUAL PLAYOFF RECORDS

MOST GAMES, CAREER:

102 – Brett Hull

MOST POINTS, CAREER:

117 – Brett Hull

MOST GOALS, CAREER:

67 – Brett Hull

MOST GAME WINNING GOALS, CAREER:

15 – Brett Hull

MOST ASSISTS, CAREER:

66 – Bernie Federko

MOST OVERTIME GOALS, CAREER:

2 – (6 players) – David Backes, Alexander Steen, Scott Young, Pierre Turgeon, Brett Hull, Mark Reeds

MOST POWER PLAY GOALS, CAREER:

27 – Brett Hull

MOST SHORT HAND GOALS, CAREER:

3 – Scott Young

MOST THREE-GOAL GAMES, CAREER:

2 – (2 players) Frank St. Marseille, Jaden Schwartz

MOST PENALTY MINUTES, CAREER:

249 – Brian Sutter

POINTS

MOST POINTS, ONE YEAR:

23 – Ryan O'Reilly, 2019

MOST POINTS, DEFENSESMAN, ONE YEAR:

19 – Alex Pietrangelo, 2019

MOST POINTS, ROOKIE, ONE YEAR:

18 – Joe Mullen, 1982

MOST GOALS, ONE YEAR:

13 – Brett Hull, 1990

MOST GOALS, DEFENSESMAN, ONE YEAR:

4 – Al MacInnis, 1999

MOST GOALS, ROOKIE, ONE YEAR:

7 – (2 players) – Joe Mullen, 1982, Brett Hull, 1988

MOST GAME WINNING GOALS, ONE YEAR:

3 – (2 players) – Brett Hull, 1988, 1990 & Scott Young, 2001

MOST OVERTIME GOALS, ONE YEAR:

2 – Pierre Turgeon, 1999

MOST POWER PLAY GOALS, ONE YEAR:

7 – Brett Hull, 1990

MOST SHORT HAND GOALS, ONE YEAR:

2 – Bill McCreaty, 1968, Doug Gilmour, 1986 & Scott Young, 2001

MOST GOALS, ONE GAME:

4 – Tony Hrkac, April 10, 1988 vs. Chicago

MOST GOALS, OPPONENTS, ONE GAME:

3 – (16 times) – last, Patrick Marleau, April 10, 2004 vs. San Jose

MOST ASSISTS, ONE YEAR:

16 – Alex Pietrangelo, 2019

MOST ASSISTS, DEFENSESMAN, ONE YEAR:

16 – Alex Pietrangelo, 2019

MOST ASSISTS, GOALTENDER, ONE YEAR:

2 – Jon Casey, 1996

MOST ASSISTS, DEFENSESMAN, ONE GAME:

4 – Brian Benning, April 11, 1987

MOST ASSISTS, ROOKIE, ONE YEAR:

11 – Joe Mullen, 1982

BLUES PLAYOFF HISTORY

PLAYOFF RECORDS

MOST ASSISTS, ONE GAME:

5 – Doug Gilmour, April 15, 1986
Geoff Courtnall, April 23, 1998

MOST POINTS, ONE GAME:

6 – Geoff Courtnall, April 23, 1998, 1-5=6

MOST POINTS, ONE GAME, OPPONENT:

6 – (twice) – last – Steve Larmer, Chicago, April 30, 1990, 2-4=6

FASTEST TWO GOALS, ONE PLAYER:

1:50 – Bernie Federko, April 24, 1981 vs. Rangers

FASTEST TWO GOALS, OPPONENT:

:18 – Dick Redmond, April 4, 1973 at Chicago

FASTEST THREE GOALS, BLUES, ONE PLAYER:

4:16 – Brendan Shanahan, May 13, 1995 vs. Vancouver

FASTEST THREE GOALS, OPPONENT, ONE PLAYER:

7:11 – Dick Redmond, April 4, 1973 at Chicago

LONGEST POINT SCORING STREAK:

9 – Tony Currie, 1981 & Bernie Federko, 1982

LONGEST GOAL SCORING STREAK:

5 – Phil Roberto, 1972

LONGEST ASSIST SCORING STREAK:

7 – Bernie Federko, 1982

GOALTENDING

MOST SHUTOUTS, CAREER:

4 – Jacques Plante

MOST GAMES BY A GOALTENDER, CAREER:

39 – Mike Liut

MOST MINUTES BY A GOALTENDER, CAREER:

2,326 – Mike Liut

MOST ASSISTS BY A GOALTENDER, CAREER:

2 – (3 players) – Curtis Joseph, Jon Casey, Grant Fuhr

MOST MINUTES BY A GOALTENDER, ONE YEAR:

1559:30 – Jordan Binnington, 2019

MOST MINUTES BY A GOALTENDER, ONE SERIES:

464 – Curtis Joseph, 1993 vs. Toronto

MOST SHUTOUTS, ONE YEAR:

3 – (twice) – last – Brent Johnson 2002, conference quarterfinals vs. Chicago

MOST CONSECUTIVE SHUTOUTS:

3 – Brent Johnson 2002, conference quarterfinals vs. Chicago

LONGEST SHUTOUT SEQUENCE:

206:45 – Brent Johnson – 2002, conference quarterfinals vs. Chicago

MOST CONSECUTIVE GAMES WON:

8 – Jacques Plante, 1969

MOST CONSECUTIVE SHOTS SAVED:

105 – Curtis Joseph, 1993 vs. Chicago

MOST SHOTS AGAINST, ONE YEAR:

742 – Jordan Binnington, 2019

MOST SHOTS AGAINST, ONE SERIES:

298 – Curtis Joseph, 1993 vs. Toronto

MOST SHOTS AGAINST, ONE GAME:

63 – Curtis Joseph, 1993 Game 1 (NDF) vs. Toronto

MOST SHOTS SAVED, ONE YEAR:

678 – Jordan Binnington, 2019

MOST SHOTS SAVED, ONE SERIES:

277 – Curtis Joseph, 1993 vs. Toronto

MOST SHOTS SAVED, ONE GAME:

61 – Curtis Joseph, 1993 Game 1 (NDF) vs. Toronto

LOWEST GOALS AGAINST AVERAGE, ONE SERIES:

0.79 – Jacques Plante, 1969 vs. Philadelphia

LOWEST GOALS AGAINST AVERAGE, ONE YEAR:

1.90 – Brian Elliott, 2013 (6 games) / 1.94 Brent Johnson, 2001 (2 games)

MOST GOALS IN A SERIES:

2 – GAMES: 1 – R. Berenson, C. Larose, G. Unger, B. Collins, L. Sacharuk, W. Merrick vs. Pittsburgh, 1975

3 – GAMES: 2 – Garry Unger, Chuck Lefley vs. Buffalo, 1976, Brian Sutter vs. Minnesota, 1985

4 – GAMES: 7 – Brian Sutter vs. Winnipeg, 1982

5 – GAMES: 6 – Brett Hull vs. Chicago, 1988 Peter Zezel vs. Minnesota, 1989

6 – GAMES: 6 – Vladimir Tarasenko vs. Minnesota, 2015

7 – GAMES: 8 – Brett Hull vs. Chicago, 1990 Brett Hull vs. Detroit, 1991

MOST ASSISTS IN A SERIES:

2 – GAMES: 3 – Garry Unger vs. Pittsburgh, 1975

3 – GAMES: 3 – Rob Ramage vs. Minnesota, 1985, 1-3=4

4 – GAMES: 10 – Bernie Federko vs. Winnipeg, 1982

5 – GAMES: 9 – Doug Gilmour vs. Chicago, 1988

6 – GAMES: 9 – Wayne Gretzky vs. Toronto, 1996

7 – GAMES: 9 – Adam Oates vs. Detroit, 1991

MOST POINTS IN A SERIES:

2 – GAMES: 4 – Garry Unger vs. Pittsburgh, 1975, 1-3=4

3 – GAMES: 4 – Rob Ramage vs. Minnesota, 1985, 1-3=4

4 – GAMES: 12 – Joe Millen vs. Winnipeg, 1982, 3-9=12

5 – GAMES: 11 – Doug Gilmour vs. Chicago, 1988, 2-9=11

6 – GAMES: 9 – (3 players) – Wayne Gretzky vs. Toronto, 1996,

0-9=9, Brett Hull vs. Detroit, 1997, 2-7=9, Pierre Turgeon vs. San Jose, 2001, 2-7=9.

7 – GAMES: 13 – Doug Weight vs. Vancouver, 2003, 5-8= 13,

Brett Hull vs. Detroit, 1991, 8-5=13

Adam Oates vs. Detroit, 1991, 4-9=13



ST. LOUIS BLUES ALL-TIME PLAYOFF PENALTY SHOTS

PENALTY SHOTS FOR

SEASON	DATE	PLAYER	GOALTENDER	TEAM	RESULT
1967-68	Apr. 27	Jim Roberts	Cesare Maniago	vs. Minnesota	unsuccessful
2018-19	May 19	Vladimir Tarasenko	Martin Jones	@ San Jose	successful

PENALTY SHOTS AGAINST

SEASON	DATE	PLAYER	GOALTENDER	TEAM	RESULT
2000-01	May 12	Joe Sakic	Roman Turek	@ Colorado	successful
1980-81	Apr. 17	Anders Hedberg	Mike Liut	vs. N.Y. Rangers	successful

ST. LOUIS BLUES CAREER PLAYOFF HAT-TRICKS

SEASON	PLAYER	DATE	OPPONENT
2018-19	Jaden Schwartz	May 19	@ San Jose
	Jaden Schwartz	April 20	Winnipeg
2014-15	Vladimir Tarasenko	April 18	Minnesota
2003-04	Mike Sillinger	April 12	San Jose
2001-02	Keith Tkachuk	May 7	Detroit
1999-00	Scott Young	April 23	@ San Jose
1994-95	Brendan Shanahan	May 13	@ Vancouver
1990-91	Adam Oates	April 12	Detroit
1988-89	Peter Zezel	April 11	Minnesota
1987-88	Tony Hrkac	April 10	@ Chicago
1985-86	Greg Paslawski	April 15	@ Minnesota
1983-84	Jorgen Pettersson	April 8	@ Detroit
1971-72	Frank St. Marseille	April 6	@ Minnesota
1969-70	Frank St. Marseille	April 28	Pittsburgh
1968-69	Red Berenson	April 15	Los Angeles

BLUES PLAYOFF HISTORY

ALL-TIME PLAYOFF ROSTER

NO.	NAME AND POSITION	GP	G	A	TP	PIM
4	Bruce Affleck (D), 1974-79	8	0	0	0	0
34	Jake Allen (G), 2012-present	24	0	0	0	0
9, 36	Glenn Anderson (RW), 1994-96	17	2	5	7	55
12	Perry Anderson (LW), 1981-85	22	2	0	2	38
16	Ron Anderson (RW), 1969-70	1	0	0	0	0
3	Al Arbour (D), 1967-71	46	0	4	4	42
17, 24	John Arbour (D), 1970-72	5	0	0	0	0
44	Jason Arnett (C), 2011-12	7	1	0	1	0
23	Blair Atcheynum (RW), 1997-99	23	1	3	4	8
10	Wayne Babych (RW), 1978-84	31	7	8	15	22
42	David Backes (RW), 2006-16	49	12	15	27	40
55	Christian Backman (D), 2002-08	5	0	2	2	4
25	Bill Baker (D), 1981-82	4	0	0	0	0
49	Ivan Barbashev (C), 2017-present	31	3	3	6	6
6, 23, 34	Murray Baron (D), 1991-97, 2003-04	42	2	1	3	52
6	David Barr (RW), 1983-87	13	1	1	2	16
23, 56	Lubos Bartecko (LW), 1998-01	12	1	1	2	2
28, 41	Bob Bassen (C), 1990-94, 1999-2000	30	1	5	6	38
19	Eddy Beers (LW), 1985-86	19	3	4	7	8
10	Bruce Bell (D), 1985-87	18	1	3	4	20
19, 24, 25	Curt Bennett (LW), 1970-72, 1977-79	12	0	0	0	12
2	Brian Benning (D), 1984-85, 1986-90	29	3	13	16	58
7, 9	Red Berenson (C), 1967-71, 1974-78	55	21	12	33	41
4	Marc Bergevin (D), 1996-02	30	1	2	3	26
21	Patrik Berglund (C), 2008-17	60	10	16	26	24
50	Jordan Binnington (G), 2019-present	26	0	1	1	4
9	Sammy Blais (LW), 2019-present	15	1	2	3	10
14, 33	Eric Boguniecki (C), 2000-2006	9	1	3	4	2
21	Chris Bordeleau (C), 1970-72	5	0	1	1	17
41	Robert Bortuzzo (D), 2016-present	32	2	1	3	36
6, 25	Tim Bothwell (D), 1982-85, 1986-89	30	0	3	3	40
19	Andre Boudrias (LW), 1969-70	14	2	4	6	4
6, 10, 28	Rick Bourbonnais (RW), 1975-78	4	0	1	1	0
4	Charlie Bourgeois (D), 1985-88	25	2	2	4	143
19	Jay Bouwmeester (D), 2013-present	75	0	13	13	50
22, 38	Brad Boyes (RW), 2006-11	4	2	1	3	0
21	Tyler Bozak (C), 2019-present	26	5	8	13	8
26	Steve Bozek (LW), 1987-88	7	1	1	2	6
36	Philippe Bozon (LW), 1991-95	19	2	0	2	31
40	Fred Brathwaite (G), 2001-03	1	0	0	0	0
2	Carl Brewer (D), 1970-72	5	0	2	2	8
19	Rod Brind'Amour (C), 1989-91	30	9	13	22	20
28	Kyle Brodziak (C), 2016-17	30	2	2	4	8
36	Troy Brouwer (RW), 2016	20	8	5	13	26
21	Jeff Brown (D), 1989-94	42	10	28	38	18
10, 16	Jack Brownschidle (D), 1977-84	26	0	5	5	18
26	David Bruce (LW), 1990-91	2	0	0	0	2
13	Valeri Bure (RW), 2002-03	6	0	2	2	8
5, 6	Garth Butcher (D), 1990-94	29	4	4	8	90
17	Jerry Butler (RW), 1975-78	7	0	0	0	14
26	Petr Cajanek (RW), 2002-08	7	0	2	2	4
16, 19, 21	Craig Cameron (RW), 1967-69, 1970-71	22	3	0	3	15
10	Jim Campbell (RW), 1996-00	14	8	3	11	18
21	Guy Carbonneau (C), 1994-95	7	1	2	3	6
33	Kent Carlson (D), 1985-86	8	0	0	0	13
20	Jack Carlson (LW), 1983-84	9	0	0	0	7
30	Jacques Caron (G), 1971-73	12	0	0	0	2
30	Jon Casey (G), 1994-97	14	0	2	2	8
17	Gino Cavallini (LW), 1985-92	67	14	18	32	52



ALL-TIME PLAYOFF ROSTER

NO.	NAME AND POSITION	GP	G	A	TP	PIM
14	Paul Cavallini (D), 1987-93	49	7	15	22	86
14	Blair Chapman (RW), 1979-83	15	2	5	7	6
39	Kelly Chase (RW), 1989-94, 1997-2000	27	1	1	2	100
27	Denis Chasse (RW), 1993-96	7	1	7	8	23
17	Guy Chouinard (C), 1983-84	5	0	2	2	0
27	Dave Christian (RW), 1991-92	4	3	0	3	0
28	Carlo Colaiacovo (D), 2008-12	11	0	3	3	18
23, 28	Ian Cole (D), 2010-14	2	0	0	0	0
21	Bill Collins (RW), 1973-75	2	1	0	1	0
14	Wayne Connelly (C), 1970-72	6	2	1	3	0
22	Craig Conroy (C), 1996-2001	36	3	5	8	24
15, 18	Daniel Corso (C), 2000-03	14	0	1	1	0
9	Shayne Corson (LW), 1995-97	13	8	6	14	22
9, 14	Geoff Courttnall (LW), 1990-91, 1995-2000	42	7	16	23	65
79	Adam Cracknell (RW), 2013-14	10	1	0	1	2
18, 27	Bobby Crawford (RW), 1979-80, 1981-83	4	0	0	0	0
20	Adam Creighton (C), 1994-96	20	3	1	4	24
12, 19	Terry Crisp (C), 1967-72	63	8	15	23	32
26	B.J. Crombeen (RW), 2008-2012	11	1	0	1	43
26	Mike Crombeen (RW), 1978-83	27	6	2	8	32
15	Tony Currie (RW), 1977-82	13	4	12	16	4
4	Paul Curtis (D), 1972-73	5	0	0	0	2
17	Denis Cyr (LW), 1984-86	3	0	0	0	0
36	Matt D'Agostini (RW), 2010-2012	4	1	0	1	4
22	Mike Danton (C), 2003-04	5	1	0	1	2
30	John Davidson (G), 1973-75	1	0	0	0	0
27	Gilbert Delorme (D), 1983-85	14	1	3	4	11
9	Ab DeMarco (D), 1972-74	4	1	1	2	2
38	Pavol Demitra (LW), 1996-2004	66	18	25	43	26
14, 22, 25	Norm Dennis (C), 1968-72	5	0	0	0	2
34, 37	Robert Dirk (D), 1987-91	9	0	1	1	2
30, 50	Reinhard Divis (G), 2001-06	1	0	0	0	0
2	Andre Dore (D), 1982-84	4	0	1	1	8
10	Dallas Drake (RW), 2000-07	35	6	7	13	49
28	Steve Duchesne (D), 1993-95, 1997-98	21	0	10	10	10
23	Luc Dufour (LW), 1984-85	1	0	0	0	2
32	Donald Dufresne (D), 1994-96	3	0	0	0	4
19	Blake Dunlop (C), 1979-84	28	3	8	11	10
29	Vince Dunn (D), 2017-present	20	2	6	8	8
3	Andre Dupont (D), 1971-73	11	1	0	1	20
2, 8	Steve Durbano (D), 1972-74, 1978-79	5	0	2	2	8
32	Mike Eastwood (C), 1997-2003	48	3	4	7	20
14	Tim Ecclestone (LW), 1967-71	40	6	8	14	70
6	Joel Edmundson (D), 2016-present	49	5	9	14	32
15	Jack Egers (RW), 1971-74	16	1	5	6	16
14	Todd Elik (C), 1994-95	7	4	3	7	2
6	Dave Ellett (D), 1999-2000	7	0	1	1	2
1	Brian Elliott (G), 2012-16	33	0	0	0	4
4	Kari Eloranta (D), 1981-82	5	0	0	0	0
7, 32	Nelson Emerson (RW), 1990-93	17	4	9	13	27
6	Chris Evans (D), 1971-75	12	1	1	2	8
18, 19, 32	Doug Evans (LW), 1985-90	14	1	2	3	26
21	Todd Ewen (RW), 1986-90	12	0	0	0	65
15	Robby Fabbri (LW), 2016-present	30	5	11	16	6
36	Glen Featherstone (D), 1988-91	27	0	2	2	103
24	Bernie Federko (C), 1976-89	91	35	66	101	83
9, 17	Denny Felsner (LW), 1991-95	10	2	3	5	2
13	Ray Ferraro (C), 2001-02	10	0	3	3	4
37	Jeff Finley (D), 1998-2004	39	1	4	5	28

BLUES PLAYOFF HISTORY

ALL-TIME PLAYOFF ROSTER

NO.	NAME AND POSITION	GP	G	A	TP	PIM
12	Ron Flockhart (C), 1985-88	8	1	3	4	6
2, 19, 20	Ray Fortin (D), 1967-70	6	0	0	0	8
2, 5	Len Frig (D), 1977-78, 1979-80	3	0	0	0	0
31	Grant Fuhr (G), 1995-99	31	0	2	2	8
19	Perry Ganchar (RW), 1983-85	7	3	1	4	0
3, 4	Bob Gassoff (D), 1973-77	9	0	1	1	16
7	Greg Gilbert (LW), 1994-96	7	0	3	3	6
2	Curt Giles (D), 1991-93	6	1	1	2	2
5	Todd Gill (D), 1997-99	10	2	2	4	10
9, 18	Doug Gilmour (C), 1983-88	49	17	38	55	71
23	Gaston Gingras (D), 1987-89	17	1	4	5	6
57	Marcel Goc (C), 2015	4	0	0	0	0
10	Phil Goyette (C), 1969-70	16	3	11	14	6
22	Terry Gray (RW), 1969-71	28	5	3	8	12
99	Wayne Gretzky (C), 1995-96	13	2	14	16	0
4	Carl Gunnarsson (D), 2015-present	55	1	4	5	13
5	Alexei Gusarov (D), 2000-01	13	0	0	0	4
41	Jaroslav Halak (G), 2010-14	2	0	0	0	0
1	Glenn Hall (G), 1967-71	31	0	0	0	0
23	Jean Hamel (D), 1972-74	2	0	0	0	0
26	Michal Handzus (C), 1998-2001	18	0	5	5	14
29	Glen Hanlon (G), 1981-82	3	0	0	0	0
2	Terry Harper (D), 1979-80	3	0	0	0	2
2, 29	Gerry Hart (D), 1980-83	20	0	3	3	60
2	Doug Harvey (D), 1968-69	8	0	4	4	12
29, 40	Guy Hebert (G), 1991-93	1	0	0	0	0
17, 55	Jochen Hecht (LW), 1998-01	27	8	10	18	6
44	Bret Hedican (D), 1991-94	15	0	0	0	14
30, 29, 31	Rick Heinz (G), 1980-82, 1982-85	1	0	0	0	0
21	Camille Henry (C), 1968-70	10	2	5	7	0
23, 34	Bob Hess (D), 1974-79, 1980-81	3	0	1	1	2
18, 61	Pat Hickey (LW), 1982-85	14	1	1	2	8
6	Sean Hill (D), 2000-02	15	0	1	1	12
13	Dan Hinote (RW), 2006-2009	3	0	0	0	4
17, 24, 25	Larry Hornung (D), 1970-72	11	0	2	2	2
33	Bill Houlder (D), 1994-95	4	1	1	2	0
6	Phil Housley (D), 1993-94	4	2	1	3	4
26	Dave Hrechkosy (LW), 1975-77	3	1	0	1	2
18	Tony Hrkac (C), 1986-90, 1993-94	21	7	2	9	4
3, 12, 26	Fran Huck (C), 1970-71, 1972-73	11	3	4	7	2
22	Charlie Huddy (D), 1995-96	13	1	0	1	8
15	Mike Hudson (C/LW), 1995-96	2	0	1	1	4
16	Brett Hull (RW), 1987-98	102	67	50	117	51
20	Mark Hunter (RW), 1985-88	29	9	13	22	82
6	Kent Huskins (D), 2011-12	1	0	0	0	2
27	Ted Irvine (LW), 1975-77	6	0	2	2	4
1	Pat Jablonski (G), 1989-92, 1995-96	3	0	0	0	0
5	Barret Jackman (D), 2001-15	39	2	5	7	62
15	Craig Janney (C), 1991-95	21	3	18	21	0
55	Cam Janssen (RW), 2007-2011	1	0	0	0	0
23	Dmitrij Jaskin (LW), 2015-17	14	2	2	4	11
1, 35	Brent Johnson (G), 1998-99, 2000-04	12	0	0	0	4
23	Craig Johnson (LW), 1994-96	1	0	0	0	2
10	Mark Johnson (C), 1984-85	3	0	1	1	0
17	Ryan Johnson (C), 2002-2008	9	0	2	2	6
26	Terry Johnson (D), 1983-86	14	0	1	1	44
1	Eddie Johnston (G), 1974-78	4	0	0	0	0
31	Curtis Joseph (G), 1989-95	34	0	2	2	4
12	Vitali Karamnov (LW), 1992-95	2	0	0	0	2



ALL-TIME PLAYOFF ROSTER

NO.	NAME AND POSITION	GP	G	A	TP	PIM
7	Alexei Kasatonov (D), 1993-94	4	2	0	2	2
17	Ed Kea (D), 1979-83	24	2	3	5	30
18, 21	Larry Keenan (LW), 1967-71	46	15	16	31	12
29	Alexander Khavanov (D), 2000-04	26	5	5	10	18
13	Yuri Khmylev (LW), 1995-97	6	1	1	2	4
29	Darin Kimble (RW), 1990-92	18	0	0	0	47
28	Ralph Klassen (C), 1979-84	24	4	2	6	12
38	Igor Korolev (C), 1992-94	5	0	0	0	0
5	Igor Kravchuk (D), 1995-97	12	1	5	6	6
46	Christian Laflamme (D), 2001-04	5	0	0	0	4
26	Mike Lalor (D), 1988-90	22	1	3	4	45
15	Jamie Langenbrunner (RW), 2011-12	9	1	0	1	11
22	Ian Laperriere (C/RW), 1993-96	7	0	4	4	21
40	Maxim Lapierre (C), 2014	6	1	1	2	4
4, 5	Guy Lapointe (D), 1981-83	11	1	1	2	17
18	Rick Lapointe (D), 1979-82	14	2	3	5	24
12	Claude Larose (RW), 1974-78	9	2	1	3	0
16	Kevin LaVallee (LW), 1984-86	13	2	2	4	6
16	Brian Lavender (LW), 1971-72	3	0	0	0	2
27	Steve Leach (RW), 1995-97	17	3	2	5	43
25	Chuck Lefley (LW), 1974-77, 1979-81	5	2	2	4	4
12	Jori Lehtera (C), 2015-17	33	4	11	15	14
23	Alain Lemieux (C), 1981-85	4	0	1	1	0
15, 16	Jocelyn Lemieux (RW), 1986-88	10	0	1	1	21
33	Jordan Leopold (D), 2013-14	12	0	1	1	2
2	Craig Levie (D), 1984-85	1	0	0	0	0
6	Doug Lidster (D), 1994-95	4	0	0	0	2
1	Mike Liut (G), 1979-85	39	0	0	0	0
19	Jim Lorentz (C/RW), 1970-72	6	0	1	1	4
10, 12	Dave Lowry (LW), 1988-93	52	5	11	16	112
17	Bernie Lukowich (D), 1974-75	2	0	0	0	0
2	Al MacInnis (D), 1994-2004	82	14	44	58	102
23, 26	Dave Mackey (LW), 1991-94	3	0	0	0	2
15, 25	Paul MacLean (RW), 1980-81, 1989-91	13	4	3	7	20
21	Bob MacMillan (RW), 1975-78	7	0	2	2	0
22, 23	Craig MacTavish (C), 1995-97	14	0	2	2	8
25	Connie Madigan (D), 1972-73	5	0	0	0	4
44	Mario Marios (D), 1990-92	9	0	0	0	37
7	Pat Maroon (LW), 2018-19	26	3	4	7	8
15	Gilles Marotte (D), 1976-77	3	0	0	0	2
30	Seth Martin (G), 1967-68	2	0	0	0	0
12	Steve Martins (C), 2002-04	3	0	1	1	0
50	Chris Mason (G), 2008-10	4	0	0	0	0
24, 26, 27	Jamie Masters (D), 1975-77, 1978-79	2	0	0	0	0
32, 33	Stephane Matteau (LW), 1995-97	16	0	2	2	8
4	Bryan Maxwell (D), 1979-81	12	0	1	1	63
21	Jamal Mayers (RW), 1996-2008	48	5	8	13	20
19	Chris McAplini (D), 1996-2000	27	0	1	1	18
9, 18	Jay McClement (C), 2005-11	4	0	0	0	4
15	Bill McCreary (LW), 1967-71	48	6	16	22	14
20	Ab McDonald (LW), 1968-71	28	7	11	18	23
10	Andy McDonald (LW), 2007-13	19	6	8	14	8
30	Peter McDuffe (G), 1971-72	1	0	0	0	0
74, 77	Jay McKee (D), 2006-2009	4	0	0	0	4
10	Tony McKegney (LW), 1987-89	12	3	7	10	8
17	Don McKenney (C), 1967-68	6	1	1	2	2
29	Jamie McLennan (G), 1997-2000	2	0	0	0	6
17	Basil McRae (LW), 1992-96	22	2	2	4	40
22	Rick Meagher (C), 1985-91	62	8	7	15	41

BLUES PLAYOFF HISTORY

ALL-TIME PLAYOFF ROSTER

NO.	NAME AND POSITION	GP	G	A	TP	PIM
19	Scott Mellanby (RW), 2000-04	35	10	8	18	47
10, 19, 20	Wayne Merrick (C), 1972-76	7	1	2	3	2
6	Zbynek Michalek (D), 2015	6	0	0	0	4
12	Joe Micheletti (D), 1979-82	11	1	11	12	10
37	Kevin Miehlm (C), 1992-94	2	0	1	1	0
29	Greg Millen (G), 1984-90	35	0	0	0	6
14	Kevin Miller (C), 1992-95	13	1	3	4	15
39	Ryan Miller (G), 2014	6	0	0	0	0
26, 27	Sergio Momesso (LW), 1988-91, 1996-97	25	5	7	12	93
23	Hartland Monahan (RW), 1980-81	4	0	0	0	4
41	Michel Mongeau (C), 1989-92	2	0	1	1	0
12	Dickie Moore (LW), 1967-68	18	7	7	14	15
10	George Morrison (LW), 1970-72	3	0	0	0	0
10	Brenden Morrow (LW), 2013-14	2	0	0	0	0
7	Joe Mullen (RW), 1979-86	20	9	11	20	4
17, 21	Joe Murphy (RW), 1996-98	6	1	1	2	10
14	Mike Murphy (RW), 1971-73	11	2	3	5	6
12, 47	Ladislav Nagy (LW), 1999-2001	6	1	1	2	0
9	Tyson Nash (LW), 1998-2003	23	3	2	5	52
27	Ric Nattress (D), 1985-87	24	1	4	5	26
93	Petr Nedved (C), 1993-94	4	0	1	1	4
12	Scott Nichol (C), 2011-12	9	0	1	1	14
28	Brian Noonan (RW), 1995-97	13	4	1	5	10
5	Jeff Norton (D), 1994-96	7	1	1	2	11
20, 23	Lee Norwood (D), 1985-86, 1991-93	20	2	8	10	64
12	Adam Oates (C), 1989-92	25	9	25	34	14
20	Gerry Odrowski (D), 1971-72	11	0	0	0	8
35	Christer Olsson (D), 1995-97	3	0	0	0	0
30	Chris Osgood (G), 2002-04	12	0	1	1	4
90	Ryan O'Reilly (C), 2019-present	26	8	15	23	4
22	Danny O'Shea (C), 1971-73	15	0	2	2	38
21	Kevin O'Shea (RW), 1971-73	12	2	1	3	10
74	T.J. Oshie (C), 2008-15	30	5	4	9	12
29, 9	Steve Ott (C), 2014-16	21	0	3	3	48
56	Magnus Paajarvi (LW), 2016-17	11	1	3	4	2
14, 19, 24, 27	Doug Palazzari (C), 1974-75, 1976-79	2	0	0	0	0
55	Colton Parayko (D), 2016-present	57	6	18	24	16
28	Greg Paslawski (RW), 1983-89	47	15	10	25	25
6	Larry Patey (C), 1975-84	35	8	9	17	51
27	Craig Patrick (RW), 1974-75	2	0	1	1	0
35	Jim Pavese (D), 1981-88	31	0	5	5	66
12, 27	Rob Pearson (RW), 1995-97	2	0	0	0	14
18, 33, 36, 39	Scott Pellerin (LW), 1996-2000, 2003-04	31	1	2	3	22
20	Mike Peluso (LW), 1996-97	5	0	0	0	25
57	David Perron (LW), 2007-13, 2017, 2019-present	56	9	17	26	44
7, 28	Ricard Persson (D), 1996-2000	22	1	3	4	44
36	Robert Petrovicky (C), 1996-97	2	0	0	0	0
22	Jorgen Pettersson (LW), 1980-85	36	14	10	24	2
34	Michel Picard (LW), 1997-99	5	0	0	0	2
4, 12	Noel Picard (D), 1967-73	47	2	10	12	167
2	Dave Pichette (D), 1983-84	9	1	2	3	18
27	Alex Pietrangelo (D), 2008-present	83	7	38	45	38
8	Barclay Plager (D), 1967-77	68	3	20	23	182
22, 23	Billy Plager (D), 1968-72	19	0	0	0	18
5	Bob Plager (D), 1967-78	74	2	17	19	195
1, 30	Jacques Plante (G), 1968-70	16	0	1	1	2
16	Pierre Plante (RW), 1972-77	14	2	0	2	31
25	Shjon Podein (LW), 2001-03	17	0	1	1	12
20	Rudy Poeschek (D), 1997-2000	2	0	0	0	6



ST. LOUIS BLUES

ALL-TIME PLAYOFF ROSTER

NO.	NAME AND POSITION	GP	G	A	TP	PIM
46	Roman Polak (D), 2006-14	25	0	2	2	25
32	Chris Porter (LW), 2013-15	15	2	3	5	0
25	Vitali Prokhorov (LW), 1992-95	4	0	0	0	0
44	Chris Pronger (D), 1995-2004	85	10	41	51	210
7	Dan Quinn (C), 1990-91	13	4	7	11	32
33	Stephane Quintal (D), 1991-93	13	1	2	3	14
29	Bruce Racine (G), 1995-96	1	0	0	0	0
25	Herb Raglan (RW), 1985-91	32	3	6	9	50
5	Rob Ramage (D), 1982-88	43	5	26	31	147
15	Marty Reasoner (C), 1998-2001	17	5	2	7	4
75	Ryan Reaves (RW), 2010-16	36	1	0	1	23
15, 33	Mark Reeds (RW), 1981-87	53	8	9	17	23
28	Todd Reirden (D), 1999-01	5	0	1	1	0
25	Pascal Rheume (C), 1997-2001, 2003-04	21	2	4	6	14
30	Vincent Riendeau (G), 1988-92	21	0	0	0	0
19	Stephane Richer (RW), 1999-2000	3	1	0	1	0
6	Jamie Rivers (D), 1995-99	9	1	1	2	2
17	Phil Roberto (RW), 1971-75	16	9	7	16	33
12, 15, 21, 22, 37	David Roberts (LW), 1993-96	9	0	0	0	16
4, 44	Gordie Roberts (D), 1987-91	30	2	11	13	67
6, 26	Jim Roberts (D/RW), 1967-72, 1977-78	52	9	9	18	70
7	Cliff Ronning (C), 1986-89, 1990-91	16	2	5	7	2
12	Derek Roy (C), 2013-14	4	0	1	1	0
22, 26, 62	Martin Rucinsky (LW), 2002-03	7	4	2	6	4
4	Kris Russell (D), 2011-12	9	0	3	3	5
42	Mark Rycroft (RW), 2001-02, 2003-06	3	0	0	0	2
11, 20	Gary Sabourin (RW), 1967-74	62	19	11	30	58
2	Lawrence Sacharuk (D), 1974-75	2	1	1	2	2
27	Bryce Salvador (D), 2000-2008	36	2	1	3	26
19	Derek Sanderson (C), 1975-77	3	1	0	1	0
82	Zach Sanford (LW), 2017-present	12	1	3	4	0
49	Brian Savage (LW), 2003-04	5	1	1	2	0
10	Brayden Schenn (C), 2019-present	26	5	7	12	14
43	Jordan Schmaltz (D), 2017-present	1	0	0	0	0
8, 10	Ron Schock (C), 1967-69	24	2	4	6	6
9, 17	Jaden Schwartz (LW), 2013-Present	75	22	28	50	12
10, 16	Rod Seiling (D), 1976-77	4	0	0	0	2
18	Brit Selby (LW), 1970-72	1	0	0	0	0
19	Brendan Shanahan (LW), 1991-95	26	12	16	28	50
22	Kevin Shattenkirk (D), 2010-16	47	4	24	28	35
28	Brad Shaw (D), 1998-99	4	0	0	0	0
18	Mike Sillinger (C), 2003-06	5	3	1	4	6
33	Reid Simpson (LW), 2000-01	5	0	0	0	2
2	Rick Smith (D), 1975-77	3	0	1	1	4
5, 27	Harold Snepsts (D), 1989-91	19	0	3	3	50
17, 71	Vladimir Sobotka (LW), 2010-14, 2017	32	3	11	14	21
9	Frank St. Marseille (RW), 1967-73	62	19	24	43	14
31	Ed Staniowski (G), 1975-81	6	0	0	0	0
26	Paul Stastny (C), 2015-17	33	6	11	17	22
26	Peter Stastny (C), 1993-95	4	0	0	0	2
20	Alexander Steen (C), 2008-Present	87	15	21	36	56
1, 25, 30	Wayne Stephenson (G), 1971-74	3	0	0	0	0
2	Scott Stevens (D), 1990-91	13	0	3	3	36
20, 33	Bill Stewart (D), 1980-83	4	1	0	1	11
25	Chris Stewart (RW), 2010-2013	13	2	1	3	12
12, 61	Cory Stillman (LW), 2000-03	30	5	9	14	12
70	Oskar Sundqvist (C), 2017-present	25	4	5	9	8
22	Bill Sutherland (C), 1970-72	1	0	0	0	0
11	Brian Sutter (LW), 1976-88	65	21	21	42	249
23	Rich Sutter (RW), 1989-93	42	6	4	10	73

BLUES PLAYOFF HISTORY

ALL-TIME PLAYOFF ROSTER

NO.	NAME AND POSITION	GP	G	A	TP	PIM
22	Ron Sutter (C), 1991-94	6	1	3	4	8
33	Ken Sutton (D), 1995-96	1	0	0	0	0
17, 22	Jean-Guy Talbot (D), 1967-71	46	1	10	11	30
91	Vladimir Tarasenko (RW), 2013-Present	70	33	16	49	6
18	Robert Thomas (C), 2019-present	21	1	5	6	10
40	Dave Thomlinson (LW), 1989-91	9	3	1	4	4
15, 18	Floyd Thomson (LW), 1971-78, 1979-80	10	0	2	2	6
10	Esa Tikkanen (LW), 1994-96	7	2	2	4	20
20	Tom Tilley (D), 1988-91, 1993-94	14	1	3	4	19
7	Keith Tkachuk (C), 2000-2010	41	8	17	25	64
9	Darren Turcotte (C), 1997-98	10	0	0	0	2
1	Roman Turek (G), 1999-2001	21	0	0	0	2
77	Pierre Turgeon (C), 1996-2001	50	14	31	45	12
9, 19	Perry Turnbull (C), 1979-84, 1987-88	13	5	3	8	29
35	Steve Tuttle (RW), 1988-91	17	1	6	7	2
18, 6	Tony Twist (LW), 1989-90, 1994-99	18	1	1	2	22
7	Garry Unger (C), 1970-79	31	11	14	25	72
10	Scottie Upshall (LW), 2016-17	28	1	2	3	18
7, 43	Mike Van Ryn (D), 2000-03	9	0	0	0	0
17, 36	Sergei Varlamov (LW), 2001-03	1	0	0	0	2
12, 16, 20, 26	Gary Veneruzzo (W), 1967-68, 1971-72	9	0	2	2	2
5, 32	Alain Vigneault (D), 1981-83	4	0	1	1	26
1, 31	Ernie Wakely (G), 1969-72	10	0	0	0	0
28	Matt Walker (D), 2002-08	4	0	0	0	0
30	Rick Wamsley (G), 1984-88	14	0	0	0	0
43	Mike Weaver (D), 2008-10	4	0	0	0	0
39	Doug Weight (C), 2001-2006	22	8	10	18	12
6	Eric Weinrich (D), 2003-06	5	0	1	1	0
26	Jay Wells (D), 1995-96	12	0	1	1	2
36	Rob Whistle (D), 1987-88	1	0	0	0	0
14	Doug Wickenheiser (C), 1983-87	36	4	7	11	16
22	Richard G. Wilson (D), 1974-76	3	0	0	0	10
4, 34	Rik Wilson (D), 1981-86	22	0	4	4	23
18	Ron Wilson (C), 1989-93	36	3	6	9	58
15	Brad Winchester (LW), 2008-11	4	0	0	0	10
29	Jeff Woywitka (D), 2005-2009	4	0	0	0	0
27	Terry Yake (C), 1997-2000	23	3	3	6	20
37	Harry York (C), 1996-98	5	0	0	0	2
48	Scott Young (RW), 1998-02, 2005-2006	44	19	16	35	22
9, 25	Peter Zezel (C), 1988-90, 1995-97	32	10	13	23	10
2, 4	Rick Zombo (D), 1991-95	24	0	3	3	37
21	Mike Zuke (C), 1978-83	26	6	6	12	12



ST. LOUIS BLUES ALL-TIME PLAYOFF GOALTENDING ROSTER

NO.	NAME	W-L	GP	MINS	GA	AVG	SO
34	Jake Allen, 2012-present	9-10	24	1,197	42	2.10	0
50	Jordan Binnington, 2019-present	16-10	26	1,560	64	2.46	1
40	Fred Brathwaite, 2001-03	0-0	1	1	0	0.00	0
30	Jacques Caron, 1971-73	4-7	12	639	34	3.19	0
30	Jon Casey, 1994-1997	6-7	14	777	38	2.93	1
30	John Davidson, 1973-75	0-1	1	60	4	4.06	0
30, 50	Reinhard Divis, 2001-2006	0-0	1	18	0	0.00	0
1	Brian Elliott, 2012-16	14-17	33	1,917	74	2.32	1
31	Grant Fuhr, 1995-99	15-14	31	1,832	73	2.39	3
41	Jaroslav Halak, 2010-13	1-1	2	104	3	1.72	0
1	Glenn Hall, 1967-71	12-18	31	1,843	80	2.62	1
29, 31	Glen Hanlon, 1981-83	0-2	3	109	9	4.95	0
29, 40	Guy Hebert, 1991-93	0-0	1	2	0	0.00	0
30, 31	Rick Heinz, 1980-85	0-0	1	8	1	7.93	0
1	Pat Jablonski, 1989-92, 1995-96	0-0	3	90	5	3.35	0
1, 35	Brent Johnson, 1998-99, 2000-04	5-6	12	652	20	1.84	3
1	Eddie Johnston, 1974-78	0-3	4	198	14	4.26	0
31	Curtis Joseph, 1989-95	16-16	34	2,059	107	3.12	2
1	Mike Liut, 1979-85	17-20	39	2,326	133	3.43	1
30	Seth Martin, 1967-68	0-0	2	73	5	4.11	0
50	Chris Mason, 2008-10	0-4	4	256	10	2.34	0
30	Peter McDuffe, 1971-72	0-1	1	60	7	7.00	0
29	Jamie McLennan, 1997-00	0-1	2	51	1	1.17	0
29	Greg Millen, 1984-90	17-17	35	2,145	113	3.16	0
39	Ryan Miller, 2013-14	2-4	6	422	19	2.70	0
30	Chris Osgood, 2002-2004	4-8	12	704	29	2.47	1
1, 30	Jacques Plante, 1968-70	12-3	16	913	22	1.45	4
29	Bruce Racine, 1995-96	0-0	1	1	0	0.00	0
30	Vincent Riendeau, 1988-92	9-11	21	1,084	59	3.27	1
31	Ed Staniowski, 1975-81	1-4	6	308	16	3.12	0
1, 25, 30	Wayne Stephenson, 1971-74	1-2	3	160	14	5.25	0
1	Roman Turek, 1999-01	12-9	21	1,323	50	2.27	0
1, 31	Ernie Wakely, 1969-72	2-6	10	509	37	4.39	1
30	Rick Wamsley, 1984-88	5-9	14	809	49	3.66	0



ST. LOUIS BLUES ALL-TIME PLAYOFF OFFENSIVE LEADERS

GAMES PLAYED

1	Brett Hull	102
2	Bernie Federko	91
3	Alexander Steen	87
4	Chris Pronger	85
5	Alex Pietrangelo	83
6	Al MacInnis	82
7	Jay Bouwmeester	75
	Jaden Schwartz	75
9	Bob Plager	74
10	Vladimir Tarasenko	70

POINTS

1	Brett Hull	117
2	Bernie Federko	101
3	Al MacInnis	58
4	Doug Gilmour	55
5	Chris Pronger	51
6	Jaden Schwartz	50
7	Vladimir Tarasenko	49
8	Alex Pietrangelo	45
	Pierre Turgeon	45
10	Pavol Demitra	43
	Frank St. Marseille	43

GOALS

1	Brett Hull	67
2	Bernie Federko	35
3	Vladimir Tarasenko	33
4	Jaden Schwartz	22
5	Red Berenson	21
	Brian Sutter	21
7	Gary Sabourin	19
	Frank St. Marseille	19
	Scott Young	19
10	Pavol Demitra	18

ASSISTS

1	Bernie Federko	66
2	Brett Hull	50
3	Al MacInnis	44
4	Chris Pronger	41
5	Alex Pietrangelo	38
	Doug Gilmour	38
7	Pierre Turgeon	31
8	Jaden Schwartz	28
	Jeff Brown	28
10	Rob Ramage	26

PENALTY MINUTES

1	Brian Sutter	249
2	Chris Pronger	210
3	Bob Plager	195
4	Barclay Plager	182
5	Noel Picard	167
6	Rob Ramage	147
7	Charlie Bourgeois	143
8	Dave Lowry	112
9	Glen Featherstone	103
10	Al MacInnis	102

BLUES PLAYOFF HISTORY

ST. LOUIS BLUES ALL-TIME PLAYOFF GOALTENDING LEADERS

GAMES PLAYED

1	Mike Liut	39
2	Greg Millen	35
3	Curtis Joseph	34
4	Brian Elliott	33
5	Grant Fuhr	31
	Glenn Hall	31
7	Jordan Binnington	26
8	Jake Allen	24
9	Vincent Riendeau	21
	Roman Turek	

MINUTES PLAYED

1	Mike Liut	2,321
2	Greg Millen	2,140
3	Curtis Joseph	2,058
4	Brian Elliott	1,917
5	Glenn Hall	1,835
6	Grant Fuhr	1,832
7	Jordan Binnington	1,560
8	Roman Turek	1,323
9	Jake Allen	1,197
10	Vincent Riendeau	1,084

WINS

1	Mike Liut	17
	Greg Millen	17
3	Jordan Binnington	16
	Curtis Joseph	16
5	Grant Fuhr	15
6	Brian Elliott	14
7	Glenn Hall	12
	Jacques Plante	12
	Roman Turek	12
10	Jake Allen	9
	Vincent Riendeau	9

*GOALS AGAINST AVERAGE

1	Jacques Plante	1.45
2	Brent Johnson	1.84
3	Jake Allen	2.10
4	Roman Turek	2.27
5	Brian Elliott	2.32
6	Grant Fuhr	2.39
7	Jordan Binnington	2.46
8	Chris Osgood	2.47
9	Glenn Hall	2.62
10	Jon Casey	2.94

*Minimum 10 Games Played

SHUTOUTS

1	Jacques Plante	4
2	Grant Fuhr	3
	Brent Johnson	3
4	Curtis Joseph	2
5	8 tied	1
	Last - Jordan Binnington	

ST. LOUIS BLUES ALL-TIME PLAYOFF OVERTIME BREAKDOWN VS. NHL

VERSUS	HOME		ROAD		OVERALL	
	GP	W-L	GP	W-L	GP	W-L
Boston	0	0-0	2	1-1	2	1-1
Buffalo	0	0-0	2	0-2	2	0-2
Calgary	1	1-0	0	0-0	1	1-0
Chicago	9	7-2	2	0-2	11	7-4
Colorado	2	1-1	1	0-1	3	1-2
Dallas/Minnesota	12	9-3	7	3-4	19	12-7
Detroit	2	1-1	3	2-1	5	3-2
Los Angeles	2	1-1	0	0-0	2	1-1
Minnesota	0	0-0	2	2-0	2	2-0
Montreal	1	0-1	1	0-1	2	0-2
Philadelphia	2	1-1	0	0-0	2	1-1
Phoenix	0	0-0	3	2-1	3	2-1
Pittsburgh	1	1-0	0	0-0	1	1-0
San Jose	3	1-2	1	0-1	4	1-3
Toronto	3	2-1	5	2-3	8	4-4
Vancouver	2	0-2	0	0-0	2	0-2
Winnipeg	1	0-1	0	0-0	1	0-1
Totals	41	25-16	29	12-17	70	37-33



ST. LOUIS BLUES ALL-TIME PLAYOFF OVERTIME GAMES

YEAR	DATE	VERSUS	SCORE	RESULT	GWG	TIME OF GOAL	
2019	5/29	@ Boston	3-2	W	Gunnarsson	3:51	
	5/15	San Jose	4-5	L	Karlsson	5:23	
	5/7	Dallas	2-1	W	Maroon	25:50	
	4/16	Winnipeg	1-2	L	Connor	6:02	
2017	4/22	@ Minnesota	4-3	W	Paajarvi	9:42	
	4/12	@ Minnesota	2-1	W	Edmundson	17:48	
2016	5/5	Dallas	2-3	L	Eakin	2:58	
	5/1	@ Dallas	4-3	W	Backes	10:58	
	4/21	Chicago	3-4	L	Kane	23:07	
	4/13	Chicago	1-0	W	Backes	9:04	
2014	4/25	Chicago	2-3	L	Toews	7:36	
	4/23	@ Chicago	3-4	L	Kane	11:17	
	4/19	Chicago	4-3	W	Jackman	5:50	
	4/17	Chicago	4-3	W	Steen	40:26	
2013	5/8	Los Angeles	2-3	L	Voynov	8:00	
	4/30	Los Angeles	2-1	W	Steen	13:26	
2012	4/12	San Jose	2-3	L	Havlat	23:34	
2009	4/21	Vancouver	2-3	L	Burrows	19:41	
2004	4/8	@ San Jose	0-1	L	Dimitrakos	9:16	
2001	5/21	@ Colorado	1-2	L	Sakic	:24	
	5/18	Colorado	3-4	L	Yelle	4:23	
	5/16	Colorado	4-3	W	Young	30:27	
	5/1	Dallas	3-2	W	Stillman	29:26	
	4/19	San Jose	3-2	W	Salvador	9:54	
	1999	5/17	Dallas	1-2	L	Modano	2:21
		5/12	Dallas	3-2	W	Turgeon	5:52
		5/10	Dallas	3-2	W	Demitra	2:43
		5/8	@ Dallas	4-5	L	Nieuwendyk	8:22
	1998	5/4	@ Phoenix	1-0	W	Turgeon	17:59
4/30		@ Phoenix	2-1	W	Young	5:43	
4/24		@ Phoenix	3-4	L	Doan	8:58	
5/12		Detroit	2-3	L	Shanahan	31:12	
1996	5/16	@ Detroit	0-1	L	Yzerman	21:15	
	5/8	Detroit	5-4	W	Kravchuk	3:23	
1995	4/25	@ Toronto	4-5	L	Gartner	7:31	
	4/21	Toronto	3-2	W	Anderson	1:24	
	4/18	@ Toronto	4-5	L	Sundin	4:02	
	5/15	Vancouver	5-6	L	Ronning	1:48	
1994	4/22	Dallas	4-5	L	P.Cavallini	8:34	
1993	5/5	@ Toronto	2-1	W	Brown	23:03	
	5/3	@ Toronto	1-2	L	Gilmour	23:16	
1992	4/25	Chicago	4-3	W	Janney	10:43	
	4/22	Chicago	5-4	W	Hull	23:33	
1990	4/8	@ Toronto	6-5	W	Momesso	6:04	
1989	4/20	Chicago	5-4	W	Hrkac	33:49	
	4/6	Minnesota	4-3	W	Meagher	5:30	
	4/5	Minnesota	4-3	W	Hull	11:55	
	4/9	Toronto	2-3	L	Lanz	10:17	
1986	5/12	Calgary	6-5	W	Wickenheiser	7:30	
	4/26	Toronto	4-3	W	Reeds	7:11	
1984	4/22	@ Minnesota	3-4	L	Payne	6:00	
	4/13	@ Minnesota	4-3	W	Gilmour	16:16	
	4/8	@ Detroit	3-2	W	Pettersson	2:42	
	4/7	@ Detroit	4-3	W	Reeds	37:07	
1982	4/21	Chicago	3-2	W	Federko	3:28	
1981	4/14	Pittsburgh	4-3	W	Crombeen	25:16	
1980	4/8	@ Chicago	2-3	L	Lecuyer	12:34	



ST. LOUIS BLUES

<u>YEAR</u>	<u>DATE</u>	<u>VERSUS</u>	<u>SCORE</u>	<u>RESULT</u>	<u>GWG</u>	<u>TIME OF GOAL</u>
1976	4/8	@ Buffalo	1-2	L	Luce	14:27
	4/6	@ Buffalo	2-3	L	Gare	11:43
1972	4/15	@ Minnesota	2-1	W	K. O'Shea	10:07
	4/6	@ Minnesota	5-6	L	Goldsworthy	1:36
1970	5/10	@ Boston	3-4	L	Orr	:40
1968	5/9	@ Montreal	3-4	L	Rousseau	1:13
	5/5	Montreal	2-3	L	Lemaire	1:41
	5/3	Minnesota	2-1	W	Schock	22:50
	4/29	Minnesota	3-2	W	McCreary	17:27
	4/27	Minnesota	4-3	W	Sabourin	1:32
	4/22	@ Minnesota	2-3	L	MacDonald	3:41
	4/16	Philadelphia	1-2	L	Blackburn	31:18
	4/10	Philadelphia	3-2	W	Keenan	24:10



NHL Directory

New York

1185 Avenue of the Americas
New York, NY 10036
O: 212-789-2000
F: 212-789-2020

Montréal

1800 McGill College Ave., Suite 2600
Montreal, QC H3A 3J6
O: 514-841-9220
F: 514-841-1070

Toronto

50 Bay St., 11th Floor
Toronto, ON M5J 2X8
O: 416-359-7900
F: 416-981-2779

EXECUTIVE



Gary B. Bettman
Commissioner



William Daly
Deputy Commissioner



Colin Campbell
Senior Executive
Vice President of
Hockey Operations

COMMUNICATIONS

GARY MEAGHER, Executive Vice President

O: 416-359-7960, C: 416-729-4700, gmeagher@nhl.com

JOHN DELLAPINA, Senior Vice President

O: 212-789-2115, C: 917-363-7988, jdellapina@nhl.com

* Commissioner's Office & Department of Player Safety requests

JON WEINSTEIN, Senior Vice President

O: 212-324-8162, C: 646-300-0334, joweinstein@nhl.com

* Commissioner's Office requests

JENNIFER NEZIOL, Vice President, Corporate Communications

TOR: 416-359-7912, NYC: 212-789-7912, C: 416-275-9182,
jneziol@nhl.com

* Corporate communications inquiries/requests

GREG INGLIS, Senior Director

O: 212-789-2065, C: 347-853-2461, ginglis@nhl.com

* Editorial content/research

NIROVA MILORD, Senior Director, Corporate Communications

O: 212-789-2123, C: 917-715-6187, nmilord@nhl.com

* Corporate communications and entertainment publicity

BRAD KLEIN, Director

O: 212-324-8140, C: 347-380-2993, bklein@nhl.com

* Corporate communications

JENNIFER MOAD, Director

O: 416-359-7961, C: 416-527-2852, jmoad@nhl.com

* Hockey Operations, Officiating and Central Scouting requests

JULIE YOUNG, Director

O: 416-359-7964, C: 416-605-3550, jyoung@nhl.com

* esports inquiries

JASMINE GHAFOUR, Senior Manager

O: 416-359-7968, C: 647-808-4876, jghafour@nhl.com

JOSH BERNSTEIN, Manager

O: 212-789-2609, C: 516-528-8365, jbpr@nhl.com

* Editorial content/research

STATISTICS & INFORMATION

O: 416-359-7978

@PR_NHL on Twitter / Instagram

#NHLStats

BENNY ERCOLANI, Vice President

O: 416-359-7963, C: 416-729-5666, bercolani@nhl.com

RUSS LEVINE, Vice President

O: 212-789-2783, C: 347-853-4159, rlevine@nhl.com

TREVOR BJERGSO, Senior Manager

O: 416-359-7965, C: 416-540-5306, tbjergso@nhl.com

* Situation Room requests

BRENDON CROSSMAN, Manager

O: 416-359-7903, C: 416-702-4645, bcrossman@nhl.com

STUART MCCOMISH, Manager

O: 416-359-7966, smccomish@nhl.com

NHL INFORMATION

MITCH DONAIS, Graphic Designer
O: 416-729-3341, mdonais@nhl.com

SCOTT RODGERS, Manager
srodgers@nhl.com

NICK CARAFA, Manager
ncarafa@nhl.com

EVENT COMMUNICATIONS & PLAYER DEVELOPMENT
nhleventcommunications@nhl.com

JAMEY HORAN, Senior Vice President
O: 212-789-2785, C: 646-652-9981, jhoran@nhl.com
* Deputy Commissioner requests and event/player development inquiries

CHRIS WOJCIK, Director
O: 212-789-2097, C: 646-285-7711, cwojci@nhl.com
* Event inquiries

DAVID KEON, Senior Manager
O: 416-359-7962, C: 416-729-5665, dkeon@nhl.com
* International credentials

CASEY BLOSSOM, Manager
O: 212-324-8112, C: 646-634-1311, cblossom@nhl.com

MEGAN COOPER, Coordinator
O: 212-324-8161, mcooper@nhl.com
* Event credentials

JEFF DAY, Coordinator
O: 212-789-2108, C: 914-552-1660, jday@nhl.com

SAM GILBERT, Coordinator
O: 416-359-7908, C: 514-594-8441, sgilbert@nhl.com

GINA MORRA, Coordinator
O: 212-789-2690, gmorra@nhl.com

EMILY CAMPBELL, Assistant
O: 212-789-2113, ecampbell@nhl.com

NHL SOCIAL
social@nhl.com

SEAN DENNISON, Director, Social Media
O: 212-789-2096, sdennison@nhl.com
* Departmental oversight

DAVID KLATT, Senior Manager, Social Media Programs
O: 212-789-2660, dklatt@nhl.com
* Events, programs and initiatives

CHRIS ACKROYD, Manager, In-Game Social Media
C: 437-777-9296, cackroyd@nhl.com
* In-game social media and day-to-day social content

KEVIN BAUMER, Manager, Social Content & Community Management
O: 212-789-2080, kbaumer@nhl.com
* Day-to-day social editorial, content and community management

ANDREW BOEHMER, Coordinator, In-Game Social Media
aboehmer@nhl.com
* In-game social media and weekend content management

DYLAN COOPER, Coordinator, In-Game Social Media
dcooper@nhl.com
* In-game social media and weekend content management

REBECCA FRIEDMAN, Coordinator, Social Media Programs
O: 212-324-6180, rfriedman@nhl.com
* LSC program, team coordination and on-site coverage

PETER BOTTINI, Manager, Social Media Marketing
O: 212-789-2743, pbottini@nhl.com
* Social media marketing: league campaigns, tune-in, rightsholders

MALORIE BUCCIGROSS, Coordinator, International Social Media
O: 212-789-2683, mbuccigross@nhl.com
* International social media (European markets)

The National Hockey League is committed to promoting more sustainable business practices with member clubs, players, fans, partners and employees, so that all can be more responsible stewards of the planet by reducing the use of resources and reusing or recycling equipment and materials. For more information on NHL Green, visit www.nhl.com/green.



NHL On-Ice Officials

REFEREES

Name	Sweater #	
Anderson, Reid*	49	Meier, Brad.....34
Blandina, Brandon*	39	Morton, Dean.....36
Brenk, Jacob	26	Nicholson, Kendrick.....30
Charron, Francis	6	O'Donnell, Conor*.....39
Chmielewski, Tom	18	O'Halloran, Dan.....13
Dunning, Mitch*	43	O'Rourke, Dan.....9
Dwyer, Gord	19	Peel, Tim.....20
Furlatt, Eric	27	Pochmara, Brian.....16
Halkidis, Beaudry*	48	Pollock, Kevin.....33
Hanson, Trevor	14	Rank, Garrett.....7
Hebert, Ghislain	22	Rehman, Kyle.....10
Hebert, Jean	15	Rooney, Chris.....5
Joannette, Marc	25	Schlenker, Chris.....3
Kelly, Dan*	45	Schrader, Brandon*.....46
Kozari, Steve	40	Skilliter, Graham.....24
Lambert, Pierre	37	South, Furman*.....44
L'Ecuyer, Frederick	17	St-Laurent, Francois.....8
Lee, Chris	28	St. Pierre, Justin.....12
Luxmore, Thomas John	21	Sutherland, Kelly.....11
MacDougall, Peter	38	Syvret, Corey*.....42
Markovic, Michael*	47	Walsh, Ian.....29
McCauley, Wes	4	
McIsaac, Jon	2	

*minor league official



NHL On-Ice Officials

LINESMEN

Name	Sweater #		
Alphonso, Shandor.....	52	MacPherson, Matt.....	83
Amell, Derek.....	75	Marquis, Jesse*.....	86
Baker, Tyson*.....	88	Miller, Steve.....	89
Barton, Steve.....	59	Mills, Bevan.....	53
Berg, Devin.....	87	Murchison, Kiel.....	79
Brisebois, David.....	96	Murphy, Brian.....	93
Cherrey, Scott.....	50	Murray, Jonny.....	95
Cormier, Michel.....	76	Nagy, Kory.....	97
Daisy, Ryan.....	81	Nansen, Derek.....	70
Devorski, Greg.....	54	Pancich, Bryan.....	94
Driscoll, Scott.....	68	Racicot, Pierre.....	65
Flemington, Kyle*.....	55	Rody, Vaughan.....	73
Fournier, Julien*.....	56	Sericolo, Anthony.....	84
Galloway, Ryan.....	82	Shewchyk, Mark.....	92
Gawryletz, Brandon.....	64	Smith, Andrew.....	51
Gawryletz, Travis.....	67	Suchanek, Libor.....	60
Gibbons, Ryan.....	58	Tobias, James.....	61
Gibbs, Darren.....	66	Toomey, Travis*.....	90
Knorr, Trent.....	63		
Kovachik, Brad.....	71		
Mach, Brian.....	78		

* minor league official

How To Figure

** NOTE: No individual skater/goaltender statistics apply for the shootout

ASSIST An assist is awarded to the player or players (maximum of two) who touched the puck prior to the goal, provided no defender plays or possesses the puck in between.

GAME PLAYED A player receives credit for playing in a game if: 1) he steps on the ice during time played or; 2) serves any penalty.

GAME-WINNING GOAL After the final score has been determined, the goal which leaves the winning Club one goal ahead of its opponent is the game-winning goal (example: if Team A beats Team B 8-3, the player scoring the fourth goal for Team A receives credit for the game-winning goal).

GOAL A goal is awarded to the last player on the scoring Club to touch the puck prior to the puck entering the net.

GOALS-AGAINST AVERAGE Multiply goals allowed (GA) by 60 and divide by minutes played (MINS).

GOALTENDER A goaltender receives a "W" for a win in regulation, overtime or shootout; an "L" for a loss in regulation; or an "OT" for a loss in overtime or shootout.

PENALTY-KILLING PCT. Subtract total number of power-play goals allowed from total number of shorthanded situations to get total number of power-plays killed. Divide the total number of power-plays killed by the total number of shorthanded situations.

PLUS-MINUS A player receives a "plus" if he is on the ice when his Club scores an even-strength or shorthand goal. He receives a "minus" if he is on the ice for an even-strength or shorthand goal scored by the opposing Club. The difference in these numbers is considered the player's plus-minus statistic.

POWER-PLAY GOAL A goal scored by a Club while it has a manpower advantage due to an opponent's penalty. Following are some examples of what is and is not considered a power-play goal:

- if a Club has an advantage on a minor penalty starting at 2:02 of the period and it scores at 4:02, the goal is not a power-play goal.
- if a Club scores on a delayed penalty, the goal is not a power-play goal.
- if a Club has an advantage due to a five-minute major or match penalty, that Club is always credited with having one more advantage than the number of power-play goals it scores during that advantage, because the penalty does not expire. A new advantage begins after each power-play goal. For example, if Team A scores three goals during a major penalty, it is credited with four advantages.
- if a Club is on a power-play for any length of time, it is considered to have had an advantage.
- if a minor penalty is incurred by a Club on a power-play due to a major penalty, a new advantage is given to that Club when its minor penalty expires, provided the opponent's major penalty is still in effect.



How To Figure

POWER-PLAY PERCENTAGE

Total number of power-play goals divided by total number of power-play opportunities.

SAVE PERCENTAGE

Subtract goals allowed (GA) from shots against (SA) to determine saves. Then divide saves by shots-against.

SHOOTING PERCENTAGE

Divide the number of goals scored by the number of shots taken.

SHORTHAND GOAL

A goal scored by a Club while it is at a manpower disadvantage. The same cases apply for shorthand as for power-play goals, but in the opposite manner.

SHOT ON GOAL

If a player shoots the puck with the intention of scoring and if that shot would have gone in the net had the goaltender not stopped it, the shot is recorded as a "shot on goal".

SHUTOUT

If two goaltenders combine for a shutout, neither receives credit for the shutout. Instead it is recorded as a Club Shutout.

TENTHS OF A SECOND

If a penalty or goal occurs in the last minute, the time is rounded off to the previous second (ex: if a penalty is called with 12.4 seconds left in a period, the time is indicated as 19:47 and not 19:48.)

COACHES RECORD

A coach receives a "W" for a win in regulation, overtime or shootout; an "L" for a loss in regulation; or an "OT" for a loss in overtime or shootout.

Medical Glossary

ABDUCTION: Movement of a joint away from the center of the body.

AC JOINT (ACROMIOCLAVICULAR JOINT): Joint of the shoulder where acromion process of the shoulder blade and the distal end of the collarbone meet; most shoulder separations occur at this point.

ADDUCTION: Movement of a joint toward the center of the body.

ADHESION: Abnormal adherence of collagen fibers to surrounding structures during immobilization following trauma or as a complication of surgery which restricts normal elasticity of the structures involved; or scar tissue which forms after trauma or surgery which can restrict normal motion.

AEROBIC: Exercise in which energy needed is supplied by oxygen inspired and is required for sustained periods of vigorous exercise with a continually high pulse rate.

ANABOLIC STEROIDS: Steroids that promote tissue growth by creating protein in an attempt to enhance muscle growth. The main anabolic steroid is testosterone (male sex hormone).

ANAEROBIC: Exercise without the use of oxygen as an energy source; short bursts of vigorous exercise.

ANTERIOR CRUCIATE LIGAMENT (ACL): A primary stabilizing ligament within the center of the knee joint that prevents hyperextension and excessive rotation of the joint. A complete tear of the ACL necessitating reconstruction could require up to 12 months of rehabilitation.

ANTI-INFLAMMATORY: Any agent which prevents inflammation, such as aspirin or ibuprofen.

ARTERIOGRAM: A film demonstrating arteries after injection of a dye.

ARTHROGRAM: X-ray technique for joints using air and/or dye injected into the affected area; useful in diagnosing meniscus tears of the knee and rotator cuff tears of the shoulder.

ARTHROSCOPE: An instrument used to visualize the interior of a joint cavity.

ARTHROSCOPY: A surgical examination of the internal structures of a joint by means of observation through an arthroscope. An arthroscopic procedure can be used to remove or repair damaged tissue or as a diagnostic procedure in order to inspect the extent of any damage or confirm a diagnosis.

ATROPHY: To shrivel or shrink from disuse; as in muscular atrophy.

BAKER'S CYST: Localized swelling of a bursa sac in the back of the knee as a result of fluid that has escaped from the knee capsule. A Baker's cyst indicates that there is a trauma inside the knee joint that leads to excessive fluid production.

BONE SCAN: An imaging procedure in which a radioactively labeled substance is injected into the body to determine the status of a bone injury. If the radioactive substance is taken up by the bone at the injury site, the injury will show as a 'hot spot' on the scan image. The bone scan is particularly useful in the diagnosis of stress fractures.

BURSA: A fluid-filled sac located in areas where friction is likely to occur. The bursa sac minimizes the friction, for example, between a tendon and bone.

CARTILAGE: Smooth, slippery substance preventing two ends of bones from rubbing together and grating. Most joints use this to cover bones next to each other. A meniscus is made of cartilage.

CAT SCAN (COMPUTERIZED TOMOGRAPHY): Use of a computer to produce a cross-sectional view of the anatomical part being investigated from x-ray data.

CHONDROMALACIA: Roughening of the articular cartilage. Best known for the roughening of the underside of the kneecap, which can occur in any kneecap injury.



CLAVICLE: Collarbone; the bone connecting the breastbone with the shoulder blade.

CLOSED REDUCTION: Re-alignment of a fracture or dislocation without surgery.

COCCYX: The 'tailbone,' a group of four vertebrae that are fused together to form a small triangular bone, located at the terminal end of the spine.

CONCUSSION: Jarring injury of the brain resulting in dysfunction. It can be graded as mild, moderate or severe, depending on loss of consciousness, amnesia and loss of equilibrium.

CONTUSION: An injury to a muscle and tissues caused by a blow from a blunt object.

CORTICOSTEROIDS: Used to suppress joint inflammation and inflammation in a bursa or near tendons.

CRYOTHERAPY: A treatment with the use of cold.

CYST: Abnormal sac containing liquid or semisolid matter.

DEGENERATIVE JOINT DISEASE: Changes in the joint surfaces as a result of repetitive trauma and 'wear and tear'.

DELTOID LIGAMENT: Ligament that connects the tibia to bones of the medial aspect of the foot and is primarily responsible for stability of the ankle on the medial side. Is sprained less frequently than other ankle ligaments.

DELTOID MUSCLE: Muscles at the top of the arm, just below the shoulder, responsible for shoulder motions in the front, side and back.

DISC, INTERVERTEBRAL: A flat, rounded plate between each vertebrae of the spine. The disc consists of a thick fiber ring which surrounds a soft gellike interior. It functions as a cushion and shock absorber for the spinal column.

DISLOCATION: Complete displacement of joint surfaces.

ELECTROMYOGRAM (EMG): Test to determine nerve function.

EPICONDYLITIS: Inflammation of tendons at the elbow due to overuse. Common in tennis players (outer part of elbow) and golfers (inner part of elbow).

ETIOLOGY: Study of the cause of injury and disease.

EXTENSION: Action of straightening of a joint as achieved by an extensor muscle.

FASCIA: A connective tissue sheath consisting of fibrous tissue and fat which unites the skin to the underlying tissue.

FAT PERCENTAGE: The amount of body weight that is adipose, fat tissue. Fat percentage can be calculated by underwater weighing, measuring select skinfold thickness or by analyzing electrical impedance.

FEMUR: Thighbone; longest bone in the body.

FIBULA: Smaller of the two bones in the lower leg; runs from the knee to the ankle along the outside of the lower leg.

FLEXIBILITY: The ability of muscle to relax and yield to stretch forces.

FRACTURE: Breach in continuity of a bone. Types of fractures include simple, compound, comminuted, greenstick, incomplete, impacted, longitudinal, oblique, open, stress or transverse.

GLENOHUMERAL: The shoulder girdle; consists of the glenoid capsule, head of the humerus and labrum.

GLENOID: Cavity of the scapula into which the head of the humerus fits to form the shoulder girdle.

GLENOID LABRUM: A rim of fibrocartilaginous tissue attached around the margin of the glenoid fossa.

GRADE ONE INJURY: A mild injury in which ligament, tendon or other musculoskeletal tissue may have been stretched, but not torn or otherwise disrupted.

GRADE TWO INJURY: A moderate injury in which musculoskeletal tissue has been partially, but not totally torn, causing appreciable limitation in function of the injured tissue.

GRADE THREE INJURY: A severe injury in which tissue loss has been significant, and in many cases, totally torn or otherwise disrupted, causing a virtual loss of function.

GROIN: Junction of the thigh and abdomen, location of muscles that rotate, flex and adduct the hip.

HAMMER TOE: Condition when the first digit of a toe is at a different angle than the remaining digits of the same toe.

HAMSTRING: Category of muscle that runs from the buttocks to the knee along the back of the thigh. It functions to flex the knee and is often times injured as a result of improper conditioning or lack of muscle flexibility.

HEMARTHROSIS: Accumulation of blood within a joint as a result of an acute injury.

HEMATOMA: Mass produced by an accumulation of coagulated blood in a cavity or in soft tissues.

HIGH ANKLE SPRAIN: Disruption of thick connective tissue between the tibia and fibula above the ankle joint.

HIP POINTER: Contusion to the iliac crest.

HYDROTHERAPY: Treatment using water.

HYPEREXTENSION: Extreme extension of a limb or body part.

ICE AND STIMULATION: Use of ice to reduce inflammation and muscle stimulation by surface electrodes to maintain muscle strength used in rehabilitation of injury.

ILIOTIBIAL BAND: A thick, wide fascial layer that runs from the iliac crest to the knee joint on the outside of the thigh.

INFLAMMATION: The body's natural response to injury in which the injury site might display various degrees of pain, swelling, heat, redness and/or loss of function.

ISOMETRIC CONTRACTION: Muscular contraction in which tension is developed but no mechanical work is done.

LABRUM (LABRUM GLENOIDULE): The cartilage of the glenoid cavity in the shoulder. A lipedged or liplike structure.

LATERAL COLLATERAL LIGAMENT (LCL): Ligament of the knee along the outer aspect that connects the femur to the fibula. It provides lateral stability to the joint.

LIGAMENT: Band of fibrous tissue that connects bone to bone or bone to cartilage and supports and strengthens joints.

MAGNETIC RESONANCE IMAGING (MRI): Imaging procedure in which a radio frequency pulse causes certain electrical elements of the injured tissue to react to this pulse and through this process a computer display and permanent film establish a visual image. MRI does not require radiation and is very useful in the diagnosis of soft tissue, disc and meniscus injuries.

MANDIBLE: Jaw bone



MEDIAL COLLATERAL LIGAMENT (MCL): Ligament of knee along the inner aspect that connects the femur to the tibia.

MENISCUS: Crescent-shaped cartilage, usually pertaining to the knee joint; also known as cartilage. There are two menisci in the knee: medial and lateral. These work to absorb weight within the knee and provide stability.

METACARPALS: Five long bones of the hand, joining the fingers to the wrist.

METATARSALS: Five long bones of the foot, running from the ankle to the toes.

MYOSITIS: Inflammation of a muscle.

OPEN REDUCTION: Re-alignment of a fracture or dislocation with surgery.

ORTHOTIC: Any device applied to or around the body of physical impairment of disability. Commonly used to control foot mechanics.

OSTEOCHONDRITIS DESSICANS: A piece of bone and/or cartilage loosened from its attachment after trauma and a cause of a lesion.

OSTEOMYELITIS: An inflammatory disease of bone caused usually by infection with streptococcus or staphylococcus bacteria.

PATELLA: The kneecap. The patella functions to protect the distal end of the femur as well as increase the mechanical advantage and force generating capacities of the quadriceps muscle group.

PLANTAR FASCIITIS: Inflammation of the plantar (a thick tissue on the bottom of the foot which helps create the arch) fascia; associated with overuse or acute foot injury.

POSTERIOR CRUCIATE LIGAMENT (PCL): A primary stabilizing ligament of the knee that provides significant stability and prevents displacement of the tibia backward within the knee joint. A complete tear of this ligament necessitating reconstruction could require up to 12 months of rehabilitation.

QUADRICEP MUSCLES: A group of four muscles of the front thigh that run from the hip and form a common tendon at the patella; they are responsible for knee extension.

RADIUS: Bone in the forearm from elbow to the thumb side of the wrist.

RECONSTRUCTION: Surgical rebuilding of a joint using natural, artificial or transplanted materials.

ROTATOR CUFF: Comprised of four muscles in the shoulder area that can be irritated by overuse. The muscles are the supraspinatus (most commonly injured), infraspinatus, teres minor and subscapularis.

SACROILIAC: Junction of the sacrum, the lower back bone, with the pelvis.

SACRUM: Group of five fused vertebrae located just below the lumbar vertebrae of the lower back, which form part of the pelvis.

SCAPULA: Shoulder blade.

SCIATICA: Irritation of the sciatic nerve resulting in pain or tingling running down the inside of the leg.

SCIATIC NERVE: Major nerve that carries impulses for muscular action and sensations between the low back and thigh and lower leg; it is the longest nerve in the body.

SHIN SPLINT: A catchall syndrome describing pain in the shin that is not a fracture or tumor and can not be defined otherwise.

SPLEEN: Large, solid organ responsible for the normal production and destruction of blood cells located under the left rib cage.

SPONDYLOSIS: Abnormal vertebral fixation or immobility, or a general term for arthritis of the spine.

SPRAIN: Injury resulting from the stretching or twisting of the joint and causes various degrees of stretching or tearing of a ligament or other soft tissue at the joint.

STRAIN: Injury resulting from a pulling or torsion to the muscle or tendon that causes various degrees of stretching or tearing to the muscle or tendon tissue.

STRESS FRACTURE: A hairline type of break in a bone. Caused by overuse.

SUBLUXATION: Partial dislocation of a joint. The term usually implies that the joint can return to a normal position without formal reduction.

SYNOVIAL FLUID: Lubricating fluid for joints and tendons, produced in synovium, or the inner lining of a joint.

SYNOVITIS: Inflammation of the synovial lining of a joint.

TALUS: The ankle bone that articulates with the tibia and fibula to form the ankle joint.

TARSALS: Group of seven bones of the foot consisting of the calcaneal, talus, cuboid and three cuneiform bones.

TENDINITIS: Inflammation of the tendon and/or tendon sheath, caused by chronic overuse or sudden injury.

TENDON: Tissue that connects muscle to bone.

TENOSYNOVITIS: Swelling or inflammation of a tendon sheath caused by calcium deposits, repeated strain or trauma.

TIBIA: Shin bone; larger of the two bones of the lower leg and is the weightbearing bone of the shin.

TRANSCUTANEOUS ELECTRICAL NERVE STIMULATOR (TENS): An electrical modality that sends a mild current through pads at the injury site which stimulates the brain to release the natural analgesic endorphin.

TRANSVERSE PROCESS: Small lateral projection off the right and left side of each vertebrae that functions as an attachment site for muscles and ligaments of the spine.

TRICEPS: Muscle of the back of the upper arm, primarily responsible for extending the elbow.

ULNA: Inner bone of the forearm that runs from the tip of the elbow to the little finger side of the wrist.

ULNAR NERVE: Nerve in the elbow commonly irritated from excessive throwing.

ULTRASOUND: An electrical modality that transmits a sound wave through an applicator into the skin to the soft tissue in order to heat the local area for relaxing the injured tissue and/or disperse edema, also a type of imaging study for certain body areas.

"WIND KNOCKED OUT": Syndrome describing a contraction of the abdominal nerve trunk, the solar plexus, as a result of an abdominal contusion.



PUBLIC RELATIONS STAFF:

Vice President, Media & Brand CommunicationsMike Caruso (314) 622-2577
 Director, Media Content.....Dan O'Neill (314) 622-5401
 Coordinator, Media Content.....Brett Barczewski (314) 622-2514

On behalf of the St. Louis Blues, welcome to the 2019-20 National Hockey League season. We hope to make your job covering the Blues as easy and pleasant as possible. In order to help our operation run smoothly and make your jobs easier, we ask that you follow these guidelines:

MEDIA CREDENTIALS:

This "Credential" is issued by "Club" to "Accredited Organization" for the sole purpose of providing arena access to an individual with a legitimate working function on behalf of Accredited Organization in connection with the event for which Credential is issued (the "Game"). It is issued subject to the following conditions:

Accredited Organization together with the bearer of Credential and each of their agents and personnel (collectively "Bearer"), by acceptance and use of Credential, each represent and agree that Bearer has a legitimate working function at Game. Credential is for use solely in connection with Bearer's news and editorial Game coverage. Non-editorial, commercial or other unauthorized use of any transmission, picture or other depiction or description of game action, game information, player interview or other arena activity, and non-editorial or commercial use of any NHL (as defined below) mark or NHL club mark is prohibited without prior written approval of NHL (collectively "Unauthorized Use"). To the extent Bearer participates in online activities, Bearer shall comply with NHL's Online Transmission Policy set forth on NHL.com. Bearer assumes all risks incidental to (i) the performance of his/her service and (ii) the game of hockey, in connection with Game, whether occurring prior to, during or subsequent to the playing of Game, including specifically but not exclusively the risk of injury by objects including but not limited to hockey sticks, pucks and other equipment. **WARNING! DESPITE ENHANCED SPECTATOR SHIELDING MEASURES, PUCKS STILL MAY FLY INTO THE SPECTATOR AREA. SERIOUS INJURY CAN OCCUR. STAY ALERT AT ALL TIMES INCLUDING DURING WARMUP AND AFTER PLAY STOPS. IF STRUCK, IMMEDIATELY ASK USHER FOR DIRECTIONS TO MEDICAL STATION.** Bearer agrees that Club and National Hockey League and its constituent clubs and players, including Game participants, NHL Enterprises, L.P., and their respective agents, representatives, affiliates, officers, directors and employees (collectively "NHL") are not liable for injuries suffered by Bearer whether resulting from such causes or otherwise. In consideration of benefits received, Bearer hereby releases Club and NHL from any liability arising from, and agrees not to assert any claim on account of, Game, including Bearer's presence thereat. While within the arena, Bearer shall be subject to direction of Club.

Bearer shall indemnify, defend (if requested) and hold harmless Club and NHL from any liability, loss, damage or expense caused by or resulting from Unauthorized Use; the Bearer; the presence of equipment brought or used by Bearer; or the use of depictions or descriptions of matter other than Game. Credential is not transferable, may be revoked at any time at the sole discretion of Club, and will automatically terminate if any term is breached.

INDIVIDUAL GAME PASSES:

Individual game credentials should be requested in writing through the communications department by email a minimum of 24 hours prior to game time. Please email Dan O'Neill, doneill@stlblues.com, or Brett Barczewski, bbarczewski@stlblues.com. Pre-arranged passes must be picked up at the press entrance located on 15th street. Credentials will be issued on an availability basis. For the 2019-20 season, we regret we will be unable to accommodate individual websites, bloggers and freelance reporters/photographers not associated with established media outlets.

PRE-GAME ACCESS:

Requests for interviews to take place prior to the game will be accommodated upon the approval of the players and coach involved. The ideal time for game day interviews is at the pre-game skate, held each game-day morning at Enterprise Center or at Centene Community Ice Center.

POST-GAME ACCESS:

Both the Blues' and the visitor's dressing rooms will be open no later than five minutes following the conclusion of each game. Media will have access to the players for 30 minutes after the rooms are opened. Only media with official credentials will be allowed into the dressing rooms. Blues Head Coach Craig Berube will be available approximately 20 minutes following the conclusion of the game in the Enterprise Center Media Room located on the event level. The NHL officials' locker room is off limits to the media. Should a comment or interpretation from the game's referee or NHL supervisor be needed, a pool reporter may be assigned. **ABSOLUTELY NO AUTOGRAPHS ALLOWED DURING MEDIA ACCESS PERIODS.**

DAILY PRACTICES:

All Blues practices will be held at Enterprise Center or at Centene Community Ice Center. All practices are open to the media. The Blues send daily email updates for practice times and locations.

PRESS BOX ACCESS:

The main press box is located on the upper level. All media are required to display credentials when entering the media lounge, press box and dressing room areas and must wear their credentials throughout the game. Refusal to display credentials will subject to revocation.

BROADCAST BOOTH POSITIONS:

Blues television broadcast booth position is located in section 320 on the concourse level. Visiting TV and Radio booth positions are located in the press box on the penthouse level.

PRESS NOTES:

Complete sets of the game notes, NHL statistics, and press releases will be made available outside the coach's press conference room, in the press box, and on media.nhl.com. Additional materials (out of town scores, game summaries) will be distributed to all working media throughout the game.

PHOTOGRAPHY:

Photo credentials will also be issued in the same manner as other passes. Weekly papers and magazines on assignment may obtain passes by having the photo editor request a single game credential to the media relations department 24 hours in advance. Photo positions will be assigned by the Blues' team photographer Scott Rovak in conjunction with the public relations department. Photographers should check in with Rovak in the media lounge prior to game time. All photographers must comply with space assignments and shooting regulations. Photographers must shoot from designated areas only.

WIRELESS ACCESS:

To access the wireless network, click on EC Press:
Password: 14th&Clark

STATISTICIANS:

Are available to assist television broadcasters by contacting the Blues' public relations department at (314) 622-2522 or (314) 622-5401. These services must be arranged at least 24 hours prior to the game.

We hope this outline of procedures and guidelines will assist you in your coverage of the St. Louis Blues and the National Hockey League this season. Please do not hesitate to contact us if you need additional assistance. We look forward to working with you.



**Keep it crisp,
St. Louis.**



FOLLOW THE BLUES ON SOCIAL MEDIA

This page features only official, verified Social Media pages associated with the St. Louis Blues.

Official Accounts



St. Louis Blues
Twitter: @STLouisBlues
Facebook: St. Louis Blues
YouTube: St. Louis Blues
Instagram: @stlouisblues
Snap Chat: stlouisbluesnhl



Enterprise Center
Twitter: @Enterprise_Cntr
Facebook: Enterprise Center
Instagram: @Enterprise_Cntr
foursquare: Enterprise Center




Stifel Theatre
Twitter: @StifelTheatre
Facebook: Stifel Theatre
Instagram: @stifeltheatre
foursquare: Stifel Theatre



STL Authentics
Twitter: @STL_Authentics
Facebook: STL Authentics
Instagram: @STL_Authentics



Blues Youth Hockey
Twitter: @STLBLUESYH
Facebook: St. Louis Blues Youth Hockey



Louie
Twitter: @LouieSTLBlues
Facebook: Louie - St. Louis Blues Mascot
YouTube: LouieSTLBlues



Blue Crew
Twitter: @stblbluecrew
Instagram: @stblbluecrew



Blues Alumni
Twitter: @bluesalumni



True Blues[®] fans **travel.**

And with more vehicles and locations than anyone, Enterprise makes it easy for the road ice to feel like home.

Visit [enterprise.com](https://www.enterprise.com)

